

PROSEGUR CASH, S.A.

NOTICE OF RELEVANT EVENT


In Madrid, on 3rd October 2018

PROSEGUR CASH, S.A. (“**PROSEGUR CASH**”) communicates details of transactions carried out during the third quarter of 2018 of its Liquidity Contract (from 2nd July to 28th September, both inclusive), as stated in the *Norma Cuarta*, section 2b) of Circular 1/2017, of 26 April, of the Spanish National Securities Market Regulator (*Comisión Nacional del Mercado de Valores*) on Liquidity Contracts, for the purposes of their acceptance as a market practice.


Summary

	Shares	Amount (€)	Average Price
Opening balance as of contract signing	433.315	1.026.956	
Initial amount (30/06/2018)	498.409	905.065	
Acquisitions	3.428.775	-7.283.806	2,12
Disposals	-3.178.998	6.732.188	2,12
Cost directly related to the Stock Exchange		-4.211	
Current amount (30/09/2018)	748.186	349.236	


	Date	Nº Shares	Block operations	Nº operations	Average price (€)	Cash (€)	Shares as of the relevant date (total shares)
Initial						905.065	498.409
Acquisitions	02 / 07 / 2018	102.577	N	78	2,26770	-232.611	600.986
Disposals	02 / 07 / 2018	-23.883	N	4	2,26190	54.020	577.103
Acquisitions	03 / 07 / 2018	65.035	N	22	2,26650	-147.402	642.138
Disposals	03 / 07 / 2018	-81.109	N	31	2,26830	183.982	561.029
Disposals	04 / 07 / 2018	-48.424	N	9	2,26970	109.907	512.605
Acquisitions	04 / 07 / 2018	71.387	N	59	2,26530	-161.715	583.992
Acquisitions	05 / 07 / 2018	58.596	N	52	2,27220	-133.144	642.588
Disposals	05 / 07 / 2018	-62.746	N	21	2,28960	143.666	579.842
Disposals	06 / 07 / 2018	-64.315	N	56	2,27260	146.162	515.527



Acquisitions	06 / 07 / 2018	72.922	N	40	2,26920	-165.478	588.449
Acquisitions	09 / 07 / 2018	37.117	N	23	2,27000	-84.256	625.566
Disposals	09 / 07 / 2018	-77.000	N	29	2,27910	175.490	548.566
Disposals	10 / 07 / 2018	-105.000	N	53	2,31900	243.500	443.566
Acquisitions	10 / 07 / 2018	15.000	N	5	2,33830	-35.075	458.566
Disposals	11 / 07 / 2018	-74.360	N	37	2,34740	174.550	384.206
Acquisitions	11 / 07 / 2018	57.318	N	43	2,34710	-134.530	441.524
Acquisitions	12 / 07 / 2018	56.834	N	10	2,35290	-133.724	498.358
Disposals	12 / 07 / 2018	-69.600	N	19	2,35450	163.871	428.758
Disposals	13 / 07 / 2018	-65.310	N	23	2,34080	152.877	363.448
Acquisitions	13 / 07 / 2018	65.000	N	38	2,34000	-152.100	428.448
Disposals	16 / 07 / 2018	-40.841	N	29	2,34160	95.633	387.607
Acquisitions	16 / 07 / 2018	50.695	N	46	2,33990	-118.619	438.302
Disposals	17 / 07 / 2018	-62.625	N	52	2,33520	146.243	375.677
Acquisitions	17 / 07 / 2018	60.000	N	12	2,33670	-140.200	435.677
Acquisitions	18 / 07 / 2018	50.000	N	29	2,33400	-116.700	485.677
Disposals	18 / 07 / 2018	-70.120	N	25	2,33040	163.405	415.557
Disposals	19 / 07 / 2018	-51.579	N	39	2,33060	120.209	363.978
Acquisitions	19 / 07 / 2018	59.313	N	44	2,32940	-138.161	423.291
Acquisitions	20 / 07 / 2018	70.000	N	26	2,29110	-160.375	493.291
Disposals	20 / 07 / 2018	-50.000	N	17	2,28800	114.400	443.291
Acquisitions	23 / 07 / 2018	62.665	N	27	2,26620	-142.010	505.956
Disposals	23 / 07 / 2018	-64.199	N	29	2,26800	145.603	441.757
Disposals	24 / 07 / 2018	-71.513	N	61	2,28590	163.470	370.244
Acquisitions	24 / 07 / 2018	50.414	N	33	2,28470	-115.180	420.658
Acquisitions	25 / 07 / 2018	55.000	N	28	2,30350	-126.691	475.658
Disposals	25 / 07 / 2018	-54.872	N	37	2,30820	126.654	420.786
Disposals	26 / 07 / 2018	-55.000	N	18	2,28500	125.675	365.786
Acquisitions	26 / 07 / 2018	53.000	N	35	2,28360	-121.030	418.786
Acquisitions	27 / 07 / 2018	40.000	N	18	2,31380	-92.550	458.786
Disposals	27 / 07 / 2018	-72.000	N	19	2,31030	166.345	386.786
Acquisitions	30 / 07 / 2018	58.871	N	32	2,30700	-135.817	445.657
Disposals	30 / 07 / 2018	-51.417	N	37	2,30810	118.673	394.240
Disposals	31 / 07 / 2018	-65.000	N	22	2,30850	150.050	329.240
Acquisitions	31 / 07 / 2018	45.000	N	25	2,30890	-103.900	374.240
Disposals	01 / 08 / 2018	-35.032	N	15	2,31000	80.924	339.208
Acquisitions	01 / 08 / 2018	66.523	N	33	2,30700	-153.471	405.731
Acquisitions	02 / 08 / 2018	75.554	N	17	2,30210	-173.929	481.285
Disposals	02 / 08 / 2018	-35.000	N	7	2,30340	80.621	446.285
Disposals	03 / 08 / 2018	-35.146	N	21	2,30220	80.912	411.139



Acquisitions	03 / 08 / 2018	64.200	N	24	2,30120	-147.738	475.339
Acquisitions	06 / 08 / 2018	53.189	N	31	2,29920	-122.295	528.528
Disposals	06 / 08 / 2018	-26.666	N	23	2,30040	61.342	501.862
Disposals	07 / 08 / 2018	-47.000	N	53	2,30870	108.510	454.862
Acquisitions	07 / 08 / 2018	35.180	N	14	2,30640	-81.140	490.042
Acquisitions	08 / 08 / 2018	46.633	N	18	2,30510	-107.496	536.675
Disposals	08 / 08 / 2018	-34.057	N	36	2,30990	78.668	502.618
Disposals	09 / 08 / 2018	-18.469	N	20	2,29840	42.449	484.149
Acquisitions	09 / 08 / 2018	65.150	N	34	2,29330	-149.408	549.299
Acquisitions	10 / 08 / 2018	69.551	N	34	2,25270	-156.677	618.850
Disposals	10 / 08 / 2018	-8.000	N	6	2,26500	18.120	610.850
Acquisitions	13 / 08 / 2018	47.615	N	28	2,21680	-105.553	658.465
Disposals	13 / 08 / 2018	-35.000	N	27	2,21600	77.560	623.465
Acquisitions	14 / 08 / 2018	51.920	N	52	2,19150	-113.783	675.385
Disposals	14 / 08 / 2018	-1.350	N	1	2,22000	2.997	674.035
Acquisitions	15 / 08 / 2018	52.524	N	46	2,13490	-112.133	726.559
Acquisitions	16 / 08 / 2018	29.005	N	10	2,11640	-61.386	755.564
Disposals	16 / 08 / 2018	-45.000	N	14	2,12330	95.550	710.564
Disposals	17 / 08 / 2018	-26.120	N	20	2,13180	55.683	684.444
Acquisitions	17 / 08 / 2018	50.000	N	20	2,13000	-106.500	734.444
Acquisitions	20 / 08 / 2018	38.748	N	17	2,11780	-82.061	773.192
Disposals	20 / 08 / 2018	-44.313	N	23	2,12270	94.065	728.879
Acquisitions	21 / 08 / 2018	17.700	N	11	2,13620	-37.811	746.579
Disposals	21 / 08 / 2018	-45.854	N	24	2,13840	98.053	700.725
Disposals	22 / 08 / 2018	-35.000	N	12	2,15000	75.250	665.725
Acquisitions	22 / 08 / 2018	27.541	N	22	2,14820	-59.163	693.266
Acquisitions	23 / 08 / 2018	6.432	N	2	2,14070	-13.769	699.698
Disposals	23 / 08 / 2018	-35.274	N	19	2,15010	75.842	664.424
Disposals	24 / 08 / 2018	-27.562	N	24	2,16890	59.779	636.862
Acquisitions	24 / 08 / 2018	51.000	N	23	2,15530	-109.920	687.862
Acquisitions	27 / 08 / 2018	31.144	N	10	2,19300	-68.298	719.006
Disposals	27 / 08 / 2018	-50.000	N	32	2,19550	109.775	669.006
Disposals	28 / 08 / 2018	-14.821	N	5	2,17640	32.256	654.185
Acquisitions	28 / 08 / 2018	57.225	N	46	2,16570	-123.931	711.410
Acquisitions	29 / 08 / 2018	19.791	N	9	2,16860	-42.918	731.201
Disposals	29 / 08 / 2018	-48.550	N	29	2,17350	105.522	682.651
Disposals	30 / 08 / 2018	-39.224	N	19	2,17700	85.391	643.427
Acquisitions	30 / 08 / 2018	40.540	N	21	2,17300	-88.094	683.967
Acquisitions	31 / 08 / 2018	87.261	N	44	2,07140	-180.749	771.228
Acquisitions	03 / 09 / 2018	57.710	N	32	2,00950	-115.970	828.938



Disposals	03 / 09 / 2018	-28.775	N	24	2,01000	57.838	800.163
Acquisitions	04 / 09 / 2018	47.631	N	26	1,97220	-93.938	847.794
Disposals	05 / 09 / 2018	-36.600	N	24	1,88420	68.960	811.194
Acquisitions	05 / 09 / 2018	40.000	N	23	1,88100	-75.240	851.194
Acquisitions	06 / 09 / 2018	35.000	N	16	1,84300	-64.506	886.194
Disposals	06 / 09 / 2018	-45.000	N	29	1,84510	83.030	841.194
Acquisitions	07 / 09 / 2018	43.321	N	25	1,81080	-78.444	884.515
Disposals	07 / 09 / 2018	-35.000	N	8	1,82800	63.980	849.515
Acquisitions	10 / 09 / 2018	34.267	N	18	1,80890	-61.987	883.782
Disposals	10 / 09 / 2018	-56.887	N	39	1,82100	103.593	826.895
Acquisitions	11 / 09 / 2018	57.060	N	33	1,79050	-102.168	883.955
Disposals	11 / 09 / 2018	-10.731	N	4	1,77800	19.080	873.224
Acquisitions	12 / 09 / 2018	44.844	N	21	1,74040	-78.046	918.068
Disposals	12 / 09 / 2018	-63.000	N	31	1,73450	109.272	855.068
Disposals	13 / 09 / 2018	-57.277	N	24	1,77900	101.898	797.791
Acquisitions	13 / 09 / 2018	66.509	N	36	1,77390	-117.977	864.300
Disposals	14 / 09 / 2018	-66.000	N	41	1,75150	115.602	798.300
Acquisitions	14 / 09 / 2018	48.000	N	25	1,74070	-83.554	846.300
Acquisitions	17 / 09 / 2018	54.589	N	22	1,76470	-96.334	900.889
Disposals	17 / 09 / 2018	-70.000	N	40	1,77000	123.900	830.889
Disposals	18 / 09 / 2018	-66.857	N	34	1,79410	119.947	764.032
Acquisitions	18 / 09 / 2018	64.658	N	19	1,78980	-115.728	828.690
Disposals	19 / 09 / 2018	-73.000	N	37	1,80320	131.630	755.690
Acquisitions	19 / 09 / 2018	53.291	N	57	1,81050	-96.484	808.981
Acquisitions	20 / 09 / 2018	67.000	N	38	1,83290	-122.804	875.981
Disposals	20 / 09 / 2018	-75.000	N	33	1,83610	137.708	800.981
Disposals	21 / 09 / 2018	-70.560	N	35	1,84160	129.946	730.421
Acquisitions	21 / 09 / 2018	68.493	N	44	1,83900	-125.961	798.914
Acquisitions	24 / 09 / 2018	77.849	N	35	1,83970	-143.218	876.763
Disposals	24 / 09 / 2018	-53.362	N	29	1,84200	98.294	823.401
Acquisitions	25 / 09 / 2018	64.081	N	21	1,84240	-118.061	887.482
Disposals	25 / 09 / 2018	-73.033	N	32	1,85100	135.183	814.449
Acquisitions	26 / 09 / 2018	82.000	N	41	1,83860	-150.769	896.449
Disposals	26 / 09 / 2018	-68.320	N	40	1,84360	125.953	828.129
Acquisitions	27 / 09 / 2018	20.507	N	5	1,89560	-38.873	848.636
Disposals	27 / 09 / 2018	-88.622	N	51	1,86740	165.493	760.014
Disposals	28 / 09 / 2018	-72.623	N	22	1,88960	137.228	687.391
Acquisitions	28 / 09 / 2018	60.795	N	27	1,87930	-114.252	748.186

* * *