

DENOMINACION DEL FONDO: **FONDO DE TITULIZACION HIPOTECARIA: BANESTO 1**

INFORMACION  
 CORRESPONDIENTE AL:

TRIMESTRE/SEMESTRE **20/05/02-19/08/02** AÑO: **2002**

Personas que asumen la responsabilidad de esta información y cargos que ocupan: Firma:  
 Ignacio Ortega Gavara Director General

**I. DATOS GENERALES SOBRE EL FONDO**

Fecha de Constitución del Fondo	29 de julio de 1.999	Agente de Pago Bonos	Banesto	
Fecha Desembolso BTH'S	4 de agosto de 1.999	Negociación Mercado	AIAF	
Fecha Final Amortización BTH'S	18 de febrero de 2.029	Agencia de Calificación	Moody's	
Sociedad Gestora	Santander Central Hispano Titulización	Calificación:	Inicial	Actual
Originador PH's	Banesto	Emisión Principal	Aaa	Aaa
		Emisión Subordinada	A2	A2

**II. VALORES EMITIDOS POR EL FONDO: BONOS DE TITULIZACION HIPOTECARIA**

SERIES PRELACION CODIGO ISIN	Nº BTH'S	NOMINAL EN CIRCULACION		
		Inicial	Actual	%Act/Inic
Serie A Preferente (ISIN=ES0341221002)	7.324	Nominal Unitario	100.000 €	51.558,56 €
		Nominal Total	732.400.000 €	377.614.892,12 €
Serie B Subordinada (ISIN=ES0341221010)	266	Nominal Unitario	100.000 €	100.000 €
		Nominal Total	26.600.000€	26.600.000 €

AMORTIZACION E INTERESES BTH'S			
Actual		Próximo	
Fecha Amortización Período Actual	19 de agosto de 2.002	Fecha Próximo Cupón	18 de noviembre de 2.002
Amortización devengada no pagada	0	Tipo de Interés	Serie A - 3,6054% Serie B - 4,0059%
Amortización Calendario	NO	Importe Bruto Próximo Cupón	Serie A - 463,45 € Serie B - 996,73 €
Amortización Serie A	2.623,58 €	Importe Neto Próximo Cupón	Serie A - 380,03 € Serie B - 816,96 €
Amortización Serie B	0		
Intereses Brutos Serie A	510,46 €		
Intereses Brutos Serie B	1.041,96 €		

**III. VALORES ADQUIRIDOS POR EL FONDO: PARTICIPACIONES HIPOTECARIAS**  
**(Participación en Préstamos Hipotecarios)**

PRESTAMOS HIPOTECARIOS	A LA EMISION	SITUACION ACTUAL
Número de Préstamos	18.269	11.976
Saldo Pendiente de Amortizar PH's	759.000.019 €	404.214.915,60 €
Importes Unitarios Préstamos Vivos	41.545,79 €	33.752,08
Tipo de Interés	5,16%	5,21%

TASAS DE AMORTIZACION ANTICIPADA	SITUACION ACTUAL
Tasa mensual actual anualizada:	10,52%
Tasa últimos 12 meses anualizada:	14,92%
Tasa anualizada desde Constitución del Fondo:	13,26%

MOROSIDAD ACTUAL	Hasta 1 mes	De 1 a 6 meses	Mayor de 6 meses
Deuda Vencida (Principal + Intereses)	157.953,37 €	65.822,70 €	9.142,73 €
Deuda Pendiente Vencimiento			403.957.575,20 €
Deuda Total	157.953,37 €	65.822,70 €	403.976.717,93 €

**FONDO DE TITULIZACIÓN HIPOTECARIA  
BANESTO 1**

**INFORME TRIMESTRAL DE ORIGEN Y APLICACIÓN DE FONDOS  
(CAJA)**

Fecha: 19 de agosto de 2002

<b>A.- ORIGEN:</b>	<b>25.138.404,42 €</b>
a) <i>PRINCIPAL COBRADO</i>	
1. AMORTIZACION DE PH'S:	19.215.086,34 €
b) <i>INTERESES COBRADOS</i>	
1. INTERESES DE PH'S:	5.530.552,89 €
2. INTERESES DE REINVERSION:	392.765,19 €
<b>B.- APLICACIÓN:</b>	<b>25.138.404,42 €</b>
1. GASTOS CORRIENTES:	30.691,47 €
3. INTERESES DE BTH'S SERIE A:	3.738.609,04 €
3 INTERESES DE BTH'S SERIE B	277.161,36 €
4. AMORTIZACION DE BTH'S:	19.215.099,92 €
5. INTERES PRESTAMO SUBORDINADO A:	166.705,88 €
6. INTERES PRESTAMO SUBORDINADO B	6.866,21 €
7. AMORTIZACION DEL PRESTAMO SUBORDINADO A:	125.182,59 €
8. AMORTIZACION DEL PRESTAMO SUBORDINADO B	35.707,66 €
9. COMISIONES A FAVOR DE BANESTO:	1.542.380,29 €

**C.- ESTADO DE LA CUENTA DE TESORERÍA:**

**a) EN CONCEPTO DE FONDO DE RESERVA**

1. SALDO ANTERIOR:	18.975.000 €
2. UTILIZACIÓN DEL PERIODO:	0 €
3. SALDO ACTUAL:	18.975.000 €

**TOTAL (A+B) 18.975.000 €**

TITULIZACIÓN

Sanander Central Hispano

PREPAYMENTS -BANESTO 1

August 9th 2002

Date	Outstanding before prepayment 0,166386	Real outstanding	1,18% Prepayment vector	Remaining at the end of the month	Average Single monthly mortality	CPR	Monthly Single monthly mortality	CPR	Outstanding after prepayment
sep-99	755366,17	744.506,7	98,82%	98,56%	1,44%	15,95%	1,44%	15,95%	746.461,5
oct-99	751716,69	724.010,7	97,66%	96,51%	1,86%	23,17%	2,28%	24,18%	734.097,8
nov-99	748051,52	716.871,1	96,50%	95,63%	1,41%	15,66%	0,50%	5,85%	721.906,8
dic-99	744370,59	706.796,1	95,37%	94,95%	1,29%	14,39%	0,92%	10,47%	709.886,2
ene-00	740674,95	696.426,1	94,24%	94,03%	1,22%	13,74%	0,98%	11,10%	698.034,8
feb-00	736963,42	689.571,9	93,13%	93,57%	1,10%	12,45%	0,49%	5,67%	686.349,3
mar-00	733235,93	680.287,7	92,05%	92,78%	1,07%	12,06%	0,84%	9,68%	674.827,7
abr-00	729492,41	672.739,1	90,95%	92,22%	1,01%	11,44%	0,60%	6,99%	663.467,7
may-00	725732,80	666.330,3	89,88%	91,81%	0,94%	10,76%	0,44%	5,15%	652.267,4
jun-00	721957,01	659.284,5	88,82%	91,32%	0,90%	10,32%	0,54%	6,29%	641.224,5
ju-00	718172,25	651.086,5	87,77%	90,66%	0,89%	10,15%	0,72%	8,34%	630.343,5
ago-00	714371,21	642.166,4	86,77%	89,89%	0,88%	10,11%	0,85%	9,38%	619.615,8
sep-00	710553,83	623.658,7	85,71%	87,77%	1,00%	11,34%	2,36%	24,92%	609.039,4
oct-00	706720,03	610.983,1	84,70%	87,30%	0,97%	10,99%	0,53%	6,22%	593.612,4
nov-00	702869,74	609.181,2	83,70%	86,67%	0,95%	10,81%	0,72%	8,35%	588.332,8
dic-00	699002,90	601.490,1	82,72%	86,05%	0,93%	10,66%	0,72%	8,27%	578.198,0
ene-01	695111,26	592.596,5	81,74%	85,25%	0,93%	10,65%	0,93%	10,62%	568.225,9
feb-01	691263,01	584.606,2	80,78%	84,57%	0,93%	10,57%	0,79%	9,13%	558.394,5
mar-01	687368,09	577.868,5	79,83%	84,07%	0,91%	10,38%	0,59%	6,88%	548.702,7
abr-01	683456,42	570.372,4	78,89%	83,45%	0,90%	10,28%	0,73%	8,44%	539.148,5
may-01	679527,93	539.849,8	77,96%	79,44%	1,09%	12,32%	4,80%	44,61%	529.730,2


TITULIZACIÓN

Santander Central Hispano

PREPAYMENTS -BANESTO 1

August 9th 2002

Date	Outstanding before prepayment	Real outstanding	Prepayment vector	Remaining at the end of the month	Average Single monthly mortality	CPR	Monthly Single monthly mortality	CPR	Outstanding after prepayment
	0,166386		1,18%						
Jun-01	675582,55	533.640,9	77,04%	78,99%	1,07%	12,07%	0,57%	6,66%	520.446,1
Jul-01	671656,44	526.278,4	76,13%	70,36%	1,05%	11,93%	0,80%	9,22%	511.321,9
ago-01	667713,46	519.242,9	75,23%	77,70%	1,04%	11,82%	0,75%	8,68%	502.327,8
sep-01	662753,52	513.742,8	74,34%	77,40%	1,02%	11,57%	0,47%	5,46%	495.462,1
oct-01	658776,55	480.522,3	73,47%	72,83%	1,21%	13,61%	5,90%	51,81%	484.723,1
nov-01	654782,49	472.319,1	72,60%	72,02%	1,21%	13,57%	1,11%	12,57%	476.109,2
dic-01	651771,24	455.247,5	71,75%	71,58%	1,20%	13,45%	0,99%	10,18%	467.618,6
ene-02	647781,02	457.234,1	70,90%	70,58%	1,19%	13,47%	1,12%	12,81%	459.277,0
feb-02	643773,63	449.737,5	70,06%	69,86%	1,19%	13,37%	1,03%	11,65%	451.055,1
mar-02	639749,01	443.596,1	69,24%	69,34%	1,17%	13,22%	0,75%	8,58%	442.951,2
abr-02	635707,09	437.704,4	68,42%	68,85%	1,16%	13,06%	0,70%	8,09%	434.963,9
may-02	631647,79	423.430,0	67,62%	67,04%	1,20%	13,54%	2,64%	27,46%	427.091,6
Jun-02	627671,03	417.177,8	66,82%	66,47%	1,19%	13,42%	0,84%	9,59%	419.332,7
Jul-02	623526,65	410.851,1	66,03%	65,86%	1,19%	13,34%	0,93%	10,56%	411.718,9
ago-02	619464,87	404.214,9	65,25%	65,25%	1,18%	13,26%	0,92%	10,52%	404.214,9

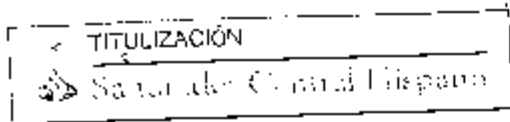


DEAL 759.000  
 MEZZ. DECLINN 8.00%  
 MEZZ. STOPS DECLINN 1,00%  
 VIDA RESIDUAL DESDE 11/08/02

3,26

3.9

FECHA	PRINCIPAL AVAILABLE	SENIOR NOTES	MEZZANIE NOTES	SERIE A		SERIE B	
				PRINCIPAL	VIDA MEDIA	PRINCIPAL	VIDA MEDIA
11/09/99		0 732.400.000	26.600.000	0	0	0	0
11/10/99		0 732.400.000	26.600.000	0	0	0	0
11/11/99	37.093.177	732.400.000	26.600.000	37.093.177	-37.241.549.254	0	0
11/12/99		0 695.306.823	26.600.000	0	0	0	0
11/01/00		0 695.306.823	26.600.000	0	0	0	0
11/02/00	55.557.505	695.306.823	26.600.000	55.557.505	-32.428.445.700	0	0
11/03/00		0 659.749.317	26.600.000	0	0	0	0
11/04/00		0 659.749.317	26.600.000	0	0	0	0
11/05/00	34.081.935	659.749.317	26.600.000	34.081.935	-26.015.350.850	0	0
11/06/00		0 625.667.382	26.600.000	0	0	0	0
11/07/00		0 625.667.382	26.600.000	0	0	0	0
11/08/00	32.651.569	625.667.382	26.600.000	32.651.569	23.635.645.129	0	0
11/09/00		0 593.015.813	26.600.000	0	0	0	0
11/10/00		0 593.015.813	26.600.000	0	0	0	0
11/11/00	31.283.048	593.015.813	26.600.000	31.283.048	-19.958.534.909	0	0
11/12/00		0 561.732.765	26.600.000	0	0	0	0
11/01/01		0 561.732.765	26.600.000	0	0	0	0
11/02/01	29.938.247	561.732.765	26.600.000	29.938.247	-16.345.282.983	0	0
11/03/01		0 531.794.518	26.600.000	0	0	0	0
11/04/01		0 531.794.518	26.600.000	0	0	0	0
11/05/01	29.664.268	531.794.518	26.600.000	29.664.268	-13.099.570.478	0	0
11/06/01		0 503.130.250	26.600.000	0	0	0	0
11/07/01		0 503.130.250	26.600.000	0	0	0	0
11/08/01	27.402.431	503.130.250	26.600.000	27.402.431	-10.001.887.258	0	0
11/09/01		0 475.727.819	26.600.000	0	0	0	0
11/10/01		0 475.727.819	26.600.000	0	0	0	0
11/11/01	26.213.644	475.727.819	26.600.000	26.213.644	-7.157.689.920	0	0
11/12/01		0 449.509.174	26.600.000	0	0	0	0
11/01/02		0 449.509.174	26.600.000	0	0	0	0
11/02/02	25.054.115	449.509.174	26.600.000	25.054.115	-4.534.794.808	0	0
11/03/02		0 424.455.059	26.600.000	0	0	0	0
11/04/02		0 424.455.059	26.600.000	0	0	0	0
11/05/02	23.963.486	424.455.059	26.600.000	23.963.486	-2.204.641.525	0	0
11/06/02		0 400.491.563	26.600.000	0	0	0	0
11/07/02		0 400.491.563	26.600.000	0	0	0	0
11/08/02	22.876.648	400.491.563	26.600.000	22.876.648	0	0	0
11/09/02		0 377.614.916	26.600.000	0	0	0	0
11/10/02		0 377.614.916	26.600.000	0	0	0	0
11/11/02	21.866.953	377.614.916	26.600.000	21.866.953	2.011.759.675	0	0
11/12/02		0 355.747.963	26.600.000	0	0	0	0
11/01/03		0 355.747.963	26.600.000	0	0	0	0
11/02/03	20.867.602	355.747.963	26.600.000	20.867.602	3.839.638.759	0	0
11/03/03		0 334.880.361	26.600.000	0	0	0	0
11/04/03		0 334.880.361	26.600.000	0	0	0	0
11/05/03	19.940.017	334.880.361	26.600.000	19.940.017	5.088.529.288	1.300.715	355.095
11/06/03		0 318.241.059	26.299.285	0	0	0	0
11/07/03		0 318.241.059	26.299.285	0	0	0	0




DEAL 759.000  
 MEZZ. DECLINN 8.00%  
 MEZZ. STOPS DECLINN 1.00%  
 VIDA RESIDUAL DESDE 11/02/02

3.26 3,9

FECHA	PRINCIPAL AVAILABLE	SENIOR NOTES	MEZZANIE NOTES	SERIE A		SERIE B	
				PRINCIPAL	VIDA MEDIA	PRINCIPAL	VIDA MEDIA
11/08/03	18.999.522	316.241.059	25.299.285	17.592.243	6.421.162.648	1.407.379	513.893.46
11/09/03	0	298.648.816	23.891.905	0	0	0	0
11/10/03	0	298.648.816	23.891.905	0	0	0	0
11/11/03	16.135.441	298.648.816	23.891.905	16.794.853	7.575.247.609	1.343.588	614.019.80
11/12/03	0	281.853.964	22.548.317	0	0	0	0
11/01/04	0	281.853.964	22.548.317	0	0	0	0
11/02/04	17.283.839	281.853.964	22.548.317	16.002.555	8.785.951.730	1.280.284	702.876.1
11/03/04	0	265.850.409	21.268.033	0	0	0	0
11/04/04	0	265.850.409	21.268.033	0	0	0	0
11/05/04	16.498.286	265.850.409	21.268.033	15.276.191	9.761.485.941	1.222.095	780.918.8
11/06/04	0	250.574.218	20.045.937	0	0	0	0
11/07/04	0	250.574.218	20.045.937	0	0	0	0
11/08/04	15.701.197	250.574.218	20.045.937	14.538.145	10.627.384.028	1.163.052	850.190.7
11/09/04	0	236.036.073	18.882.886	0	0	0	0
11/10/04	0	236.036.073	18.882.886	0	0	0	0
11/11/04	14.975.687	236.036.073	18.882.886	13.668.377	11.412.029.401	1.109.310	912.962.1
11/12/04	0	222.169.696	17.773.576	0	0	0	0
11/01/05	0	222.169.696	17.773.576	0	0	0	0
11/02/05	14.256.676	222.169.696	17.773.576	13.200.626	12.078.572.876	1.058.050	966.285.1
11/03/05	0	208.969.070	16.717.526	0	0	0	0
11/04/05	0	208.969.070	16.717.526	0	0	0	0
11/05/05	13.597.756	208.969.070	16.717.526	12.590.515	12.840.876.882	1.007.241	1.011.270.
11/06/05	0	196.378.555	15.710.284	0	0	0	0
11/07/05	0	196.378.555	15.710.284	0	0	0	0
11/08/05	12.930.749	196.378.555	15.710.284	11.972.916	13.122.315.875	957.833	1.049.785.
11/09/05	0	184.405.639	14.752.451	0	0	0	0
11/10/05	0	184.405.639	14.752.451	0	0	0	0
11/11/05	12.324.065	184.405.639	14.752.451	11.411.171	13.556.471.254	912.894	1.084.517.
11/12/05	0	172.994.468	13.839.557	0	0	0	0
11/01/06	0	172.994.468	13.839.557	0	0	0	0
11/02/06	11.667.619	172.994.468	13.839.557	10.603.351	13.628.289.465	864.268	1.106.263
11/03/06	0	162.191.117	12.975.289	0	0	0	0
11/04/06	0	162.191.117	12.975.289	0	0	0	0
11/05/06	11.093.355	162.191.117	12.975.289	10.271.625	14.061.854.992	821.730	1.124.942
11/06/06	0	151.919.492	12.153.559	0	0	0	0
11/07/06	0	151.919.492	12.153.559	0	0	0	0
11/08/06	10.457.289	151.919.492	12.153.559	9.682.675	14.146.367.797	774.614	1.131.711
11/09/06	0	142.236.817	11.378.945	0	0	0	0
11/10/06	0	142.236.817	11.378.945	0	0	0	0
11/11/06	9.919.370	142.236.817	11.378.945	9.184.602	14.263.687.151	734.768	1.141.094
11/12/06	0	133.052.215	10.644.177	0	0	0	0
11/01/07	0	133.052.215	10.644.177	0	0	0	0
11/02/07	9.344.845	133.052.215	10.644.177	8.652.634	14.200.593.561	682.211	1.138.686
11/03/07	0	124.399.580	9.951.966	0	0	0	0
11/04/07	0	124.399.580	9.951.966	0	0	0	0
11/05/07	8.860.168	124.399.580	9.951.966	8.203.037	14.225.488.133	656.306	1.133.031
11/06/07	0	116.195.723	9.295.658	0	0	0	0



TITULIZACIÓN

 Santander Central Hispano

DEAL 759.000  
 MEZZ. DECLINN 8,00%  
 MEZZ. STOPS DECLINN 1,00%  
 VIDA RESIDUAL DESDE 11/08/02

3,26

FECHA				SERIE A		SERIE B	
	PRINCIPAL AVAILABLE	SENIOR NOTES	MEZZANIE NOTES	PRINCIPAL	VIDA MEDIA	PRINCIPAL	VIDA MEDIA
11/07/07	0	116.195.723	9.295.858	0	0	0	
11/08/07	3.343.138	116.195.723	9.295.858	7.725.128	14.106.083.217	618.010	1.128.486
11/09/07	0	108.470.595	8.677.648	0	0	0	
11/10/07	0	108.470.595	8.677.648	0	0	0	
11/11/07	7.907.410	108.470.595	8.677.648	7.321.375	14.042.973.540	585.734	1.123.437
11/12/07	0	101.148.920	8.091.914	0	0	0	
11/01/08	0	101.148.920	8.091.914	0	0	0	
11/02/08	7.364.902	101.148.920	8.091.914	6.862.988	13.794.605.827	501.914	1.008.346
11/03/08	0	94.285.932	7.590.000	0	0	0	
11/04/08	0	94.285.932	7.590.000	0	0	0	
11/05/08	6.940.195	94.285.932	7.590.000	6.940.195	14.574.409.823	0	
11/06/08	0	87.345.737	7.590.000	0	0	0	
11/07/08	0	87.345.737	7.590.000	0	0	0	
11/08/08	6.360.072	87.345.737	7.590.000	6.360.072	13.941.278.345	0	
11/09/08	0	80.985.665	7.590.000	0	0	0	
11/10/08	0	80.985.665	7.590.000	0	0	0	
11/11/08	5.942.409	80.985.665	7.590.000	5.942.409	13.572.461.397	0	
11/12/08	0	75.043.255	7.590.000	0	0	0	
11/01/09	0	75.043.255	7.590.000	0	0	0	
11/02/09	5.529.495	75.043.255	7.590.000	5.529.495	13.138.079.259	0	
11/03/09	0	69.513.761	7.590.000	0	0	0	
11/04/09	0	69.513.761	7.590.000	0	0	0	
11/05/09	5.208.310	69.513.761	7.590.000	5.208.310	12.838.484.980	0	
11/06/09	0	64.305.451	7.590.000	0	0	0	
11/07/09	0	64.305.451	7.590.000	0	0	0	
11/08/09	71.895.451	64.305.451	7.590.000	64.305.451	164.429.038.212	7.590.000	19.407.631

# BANESTO 1

## PASIVO: BONOS DE TITULIZACION HIPOTECARIA

### ACTIVO: PARTICIPACIONES HIPOTECARIAS

CARACTERISTICAS GENERALES			
CONCEPTOS	03-08-99	19-08-2002	
Nº DE PRESTAMOS DE LA CARTERA	18.469	11.976	
SALDO VIVO	759.000,00 €	404.149,15 €	60%
TIPO DE INTERÉS DE LAS PH'S	5,16 %	5,21 %	
COBERTURA MEDIA/SALDO VIVO	58,71%	49,30%	

AMORTIZACIONES ANTICIPADAS ( % sobre saldo vivo)			
MESES	TASA Mensual	TASA Anualizada	TASA MEDIA Mensual Anualizada
FEBRERO 02	1,03%	11,65%	1,19%
MAYO 02	2,64%	27,40%	1,20%
AGOSTO 02	0,92%	10,52%	1,18%

MOROSIDAD DE LA CARTERA a día 19 de agosto de 2002		
CONCEPTOS	TASA MEDIAN	MASIMO DIAS
Nº DE RECIBOS EN MORSA	406	277
IMPORTE	157.950,37 €	161.104,34 €

MEJORA CREDITICIA		
CONCEPTOS	03-08-99	19-08-2002
EMISION SUBORDINADA	3,51%	6,58%
FONDO RESERVAL	18,97% (X10 € (2,50%))	18,97% (X10 € (4,69%))

EMISION PRINCIPAL SERIE A		
CONCEPTOS	03-08-99	19-08-2002
NUMERO DE BONOS	7.224	7.274
SALDO VIVO TOTAL	732.400.000 €	377.614.897,12 €
SALDO VIVO UNITARIO	100.000 €	51.558,56 €
TIPO DE INTERES APLICABLE	EURIBOR 3 meses + 23 p.b. Revisión trimestral	EURIBOR 3 meses + 23 p.b. Revisión trimestral
TIPO DE INTERES NOMINAL	2,3960 %	3,6050 %
RATING (MOODY'S)	Aaa	Aaa
AMORTIZACION	PASS	THROUGH
VIDA RESIDUAL (años)	5,2	3,26

EMISION SUBORDINADA SERIE B		
CONCEPTOS	03-08-99	19-08-2002
NUMERO DE BONOS	266	266
SALDO VIVO TOTAL	26.400.000 €	26.600.000 €
SALDO VIVO UNITARIO	100.000 €	100.000 €
TIPO DE INTERES APLICABLE	EURIBOR 3 meses + 62,5 p.b. Revisión trimestral	EURIBOR 3 meses + 62,5 p.b. Revisión trimestral
TIPO DE INTERES NOMINAL	5,3965 %	4,0059 %
RATING (MOODY'S)	A2	A2
AMORTIZACION		SUBORDINADA
VIDA RESIDUAL (años)	8,7	3,94

PRESTAMO SUBORDINADO		
CONCEPTOS	03-08-99	19-08-2002
SALDO VIVO A	20.496.916,8 €	18.979.258,98 €
SALDO VIVO D	1.414.873,97 €	751.158,15 €
TIPO INTERES A	2,73%	3,43%
TIPO INTERES B	2,73%	5,33%

TITULIZACION

Santander Central Hispano

