

WEBCAST – CONFERENCE CALL

Fourth Quarter 2017 Results

February 28th 2018



Disclaimer



ALL RIGHTS ARE RESERVED
© REPSOL, S.A. 2018

Repsol, S.A. is the exclusive owner of this document. No part of this document may be reproduced [including photocopying], stored, duplicated, copied, distributed or introduced into a retrieval system of any nature or transmitted in any form or by any means without the prior written permission of Repsol, S.A.

This document contains statements that Repsol believes constitute forward-looking statements which may include statements regarding the intent, belief, or current expectations of Repsol and its management, including statements with respect to trends affecting Repsol's financial condition, financial ratios, results of operations, business, strategy, geographic concentration, production volume and reserves, capital expenditures, costs savings, investments and dividend payout policies. These forward-looking statements may also include assumptions regarding future economic and other conditions, such as future crude oil and other prices, refining and marketing margins and exchange rates and are generally identified by the words "expects", "anticipates", "forecasts", "believes", "estimates", "notices" and similar expressions. These statements are not guarantees of future performance, prices, margins, exchange rates or other events and are subject to material risks, uncertainties, changes and other factors which may be beyond Repsol's control or may be difficult to predict. Within those risks are those factors and circumstances described in the filings made by Repsol and its affiliates with the Comisión Nacional del Mercado de Valores and with any other supervisory authority of those markets where the securities issued by Repsol and/or its affiliates are listed.

Repsol does not undertake to publicly update or revise these forward-looking statements even if experience or future changes make it clear that the projected performance, conditions or events expressed or implied therein will not be realized.

This document does not constitute an offer or invitation to purchase or subscribe shares, pursuant to the provisions of the Royal Legislative Decree 4/2015 of the 23rd of October approving the recast text of the Spanish Securities Market Law and its implementing regulations. In addition, this document does not constitute an offer to purchase, sell, or exchange, neither a request for an offer of purchase, sale or exchange of securities in any other jurisdiction.

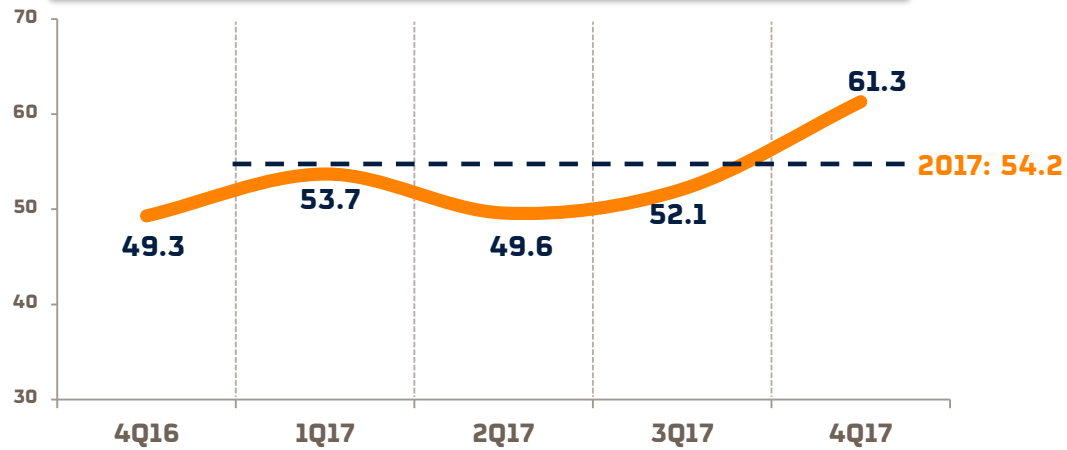
The information contained in the document has not been verified or revised by the Auditors of Repsol.

- 1. Delivery of strategic objectives**
- 2. Operational highlights**
- 3. Financial results**
- 4. Outlook for 2018**
- 5. Conclusions**

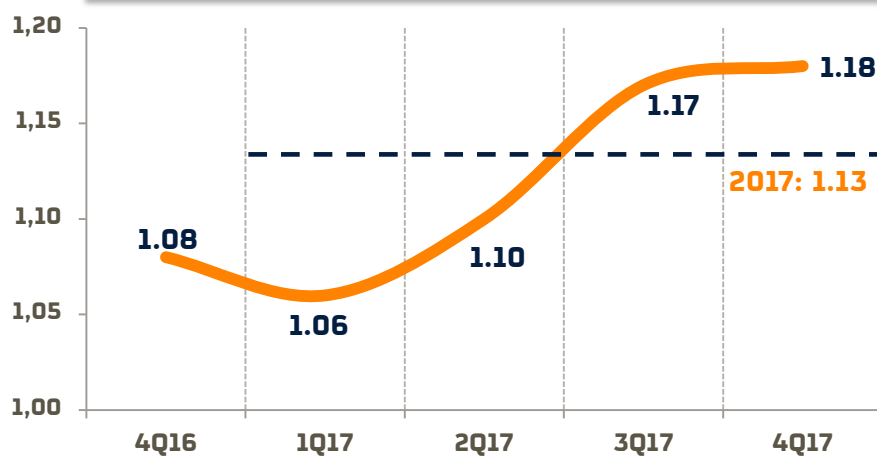
Market environment



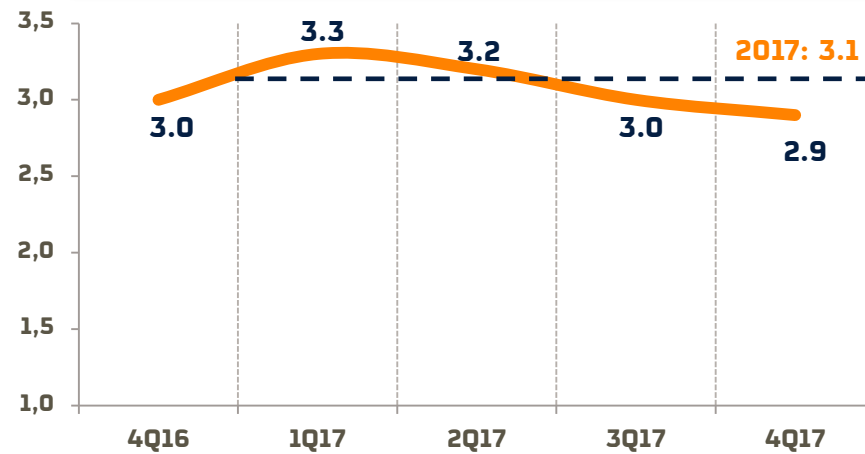
Brent - \$/bbl



Exchange Rate - \$/€



Henry Hub - \$/Mbtu



Delivery of strategic objectives



Synergies and efficiencies: €2.4Bn per annum by the end 2017

Capex Optimization: ~€3Bn in 2017 without compromising safety, volumes & reserves

Divestment of non core assets: >€5Bn benefit by the end of 2016

Group FCF Breakeven: ~40\$/bbl by the end of 2017

Reducing debt & stabilizing our investment grade: Stable BBB

Upstream: Positive FCF in 2017

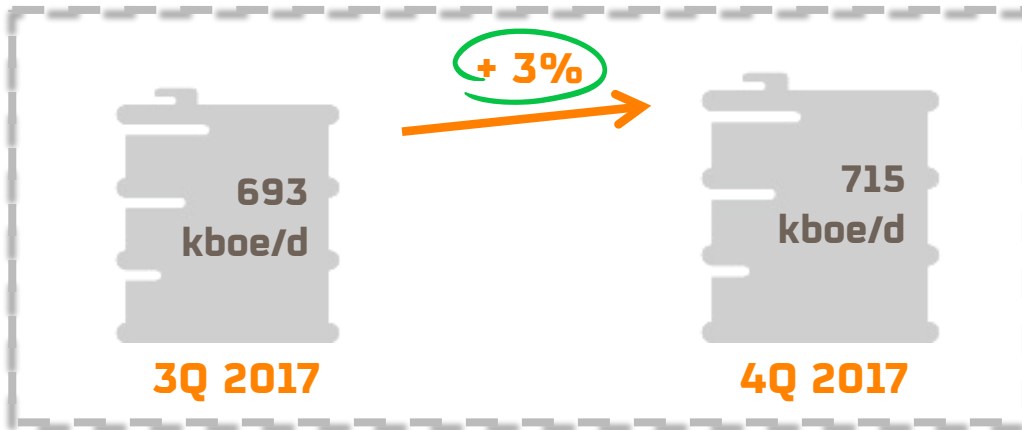
Downstream: top quartile assets generated €1.8Bn of FCF

Operational Activity

Upstream

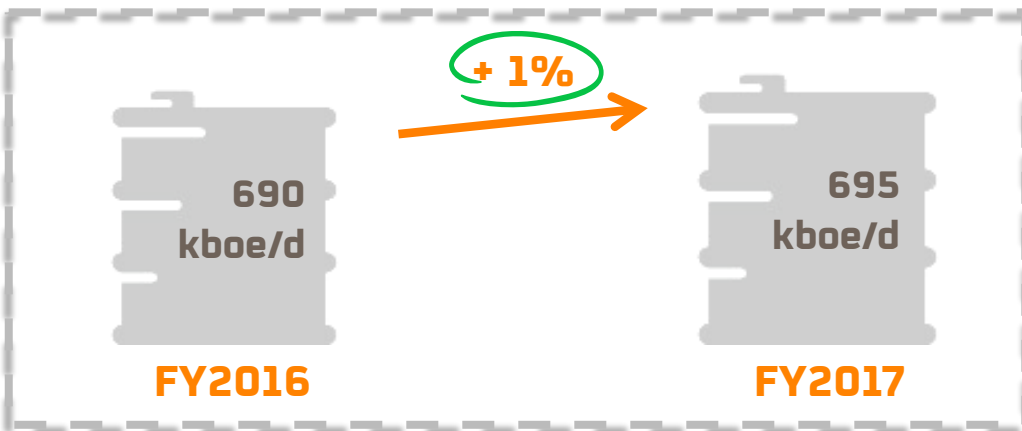


QUARTER AVG PRODUCTION



➤ Higher volumes in **Libya**

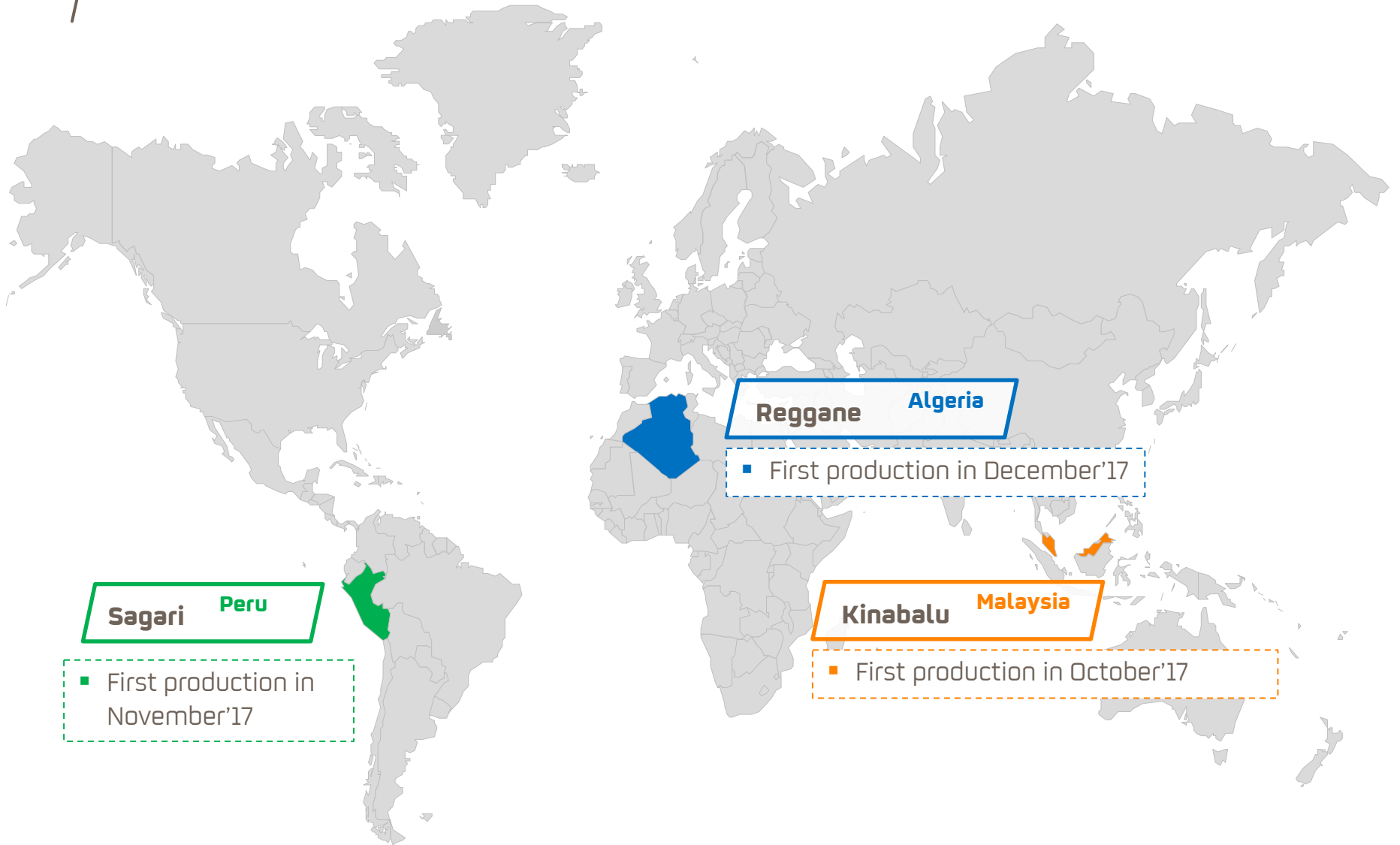
FULL YEAR AVG PRODUCTION



➤ Ramp-up **Trinidad & Tobago**

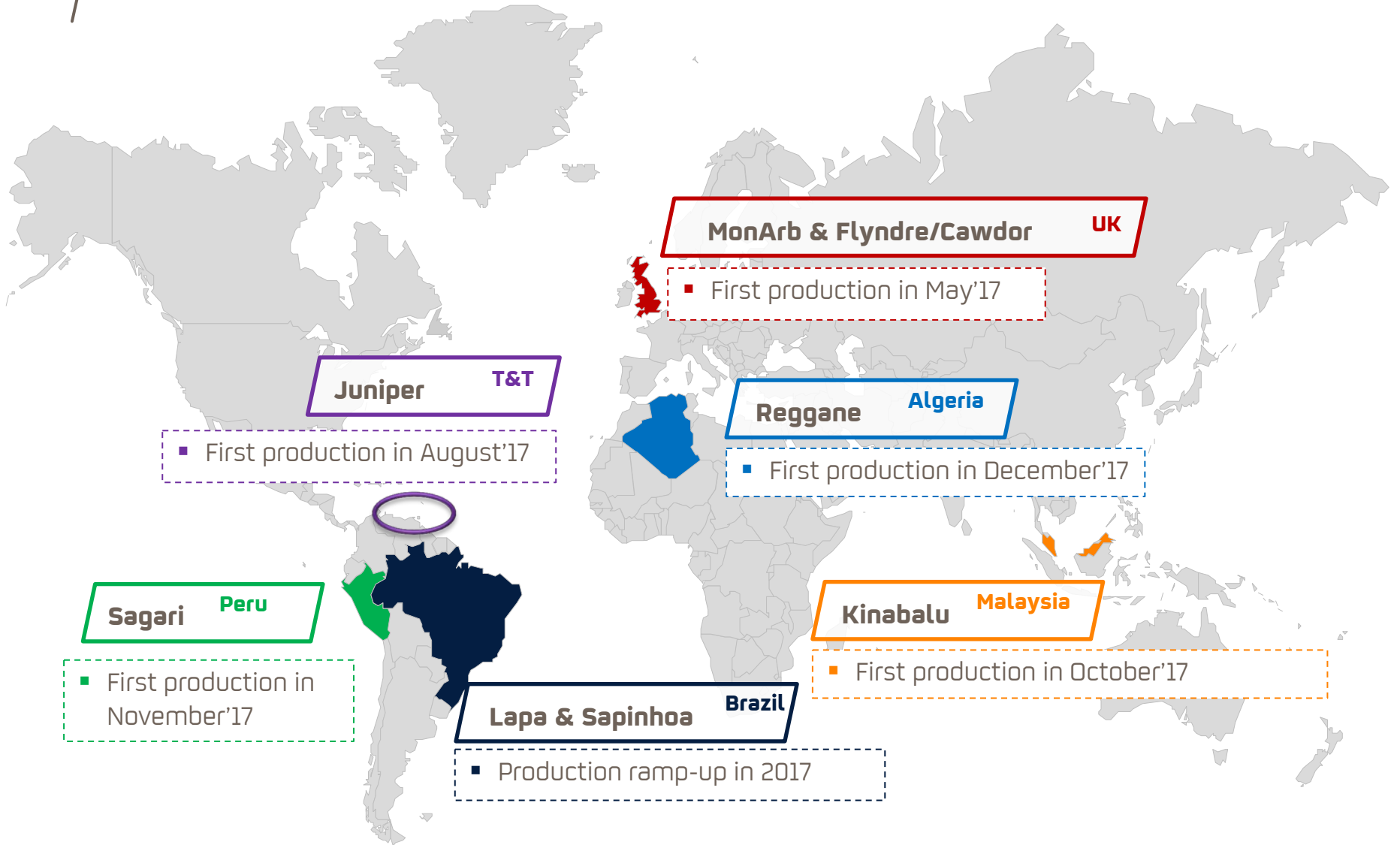
Operational activity

Upstream



Operational activity

Upstream



DEVELOPMENT SANCTIONS IN 2017

- ✓ **Buckskin** in the Gulf of Mexico
- ✓ **CRD Red Emperor** in Vietnam
- ✓ **YME** in Norway
- ✓ **Angelin** in Trinidad & Tobago
- ✓ **MLN field** in Algeria

NEW DISCOVERIES IN 2017

- ✓ **Horseshoe** in Alaska
- ✓ **Savannah and Macadamia** in Trinidad & Tobago

EXPLORATORY SUCCESS IN 2017

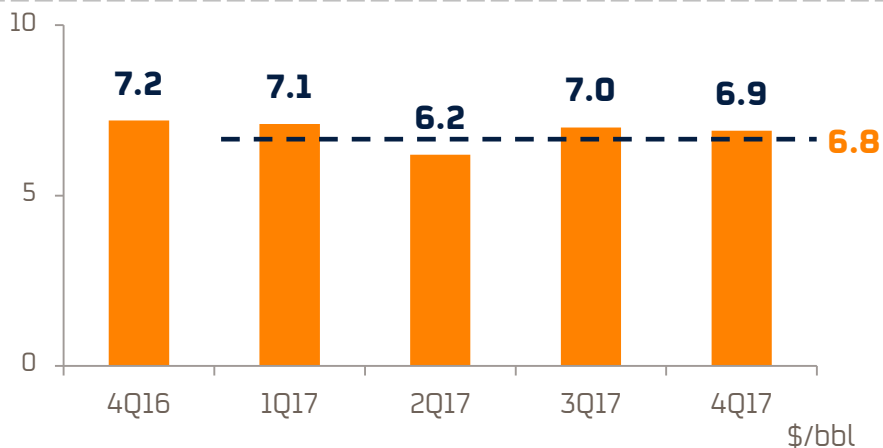
- ✓ **6** wells were positive (**16** drilled)

Operational activity

Downstream



Refining Margin Indicator

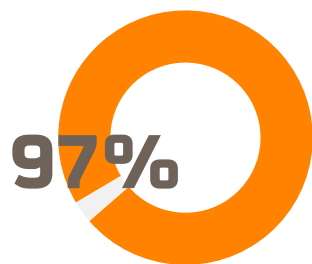


Petrochemicals

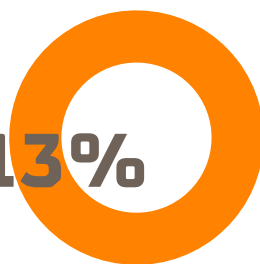
- Favorable trading **environment**
- Higher **Naphtha prices**
- FY Operating Income: **€600M**

Utilization rates

4Q 2017



Distillation



Conversion units

Commercial businesses

- In line with 2016
- Growing sales and retail volumes

Financial Results



	Q4 2017	Q4 2016	FY2017	FY2016
CCS Adjusted Net Income	703	698	2,405	1,922
Net Income	538	616	2,121	1,736
EBITDA CCS	1,799	1,475	6,580	5,032

Million €

UPSTREAM	Q4 2017	Q4 2016	FY2017	FY2016
CCS Adjusted Net Income	145	17	632	52

Million €

DOWNSTREAM	Q4 2017	Q4 2016	FY2017	FY2016
CCS Adjusted Net Income	446	554	1,877	1,883

Million €

Gas Natural Transaction



Agreement to sell our 20% stake in Gas Natural to CVC

Price: 19€/share → €3.8Bn

Capital Gain: €400M

Entering new gas businesses

Leverage our capabilities and existing client base

Looking for new opportunities in high return Gas & Power businesses

Investing prudently and for higher net returns

Outlook for 2018



	2018 Budget*	
Group Organic Capex [€Bn]	3.4	<ul style="list-style-type: none"> Upstream Division: €2.4Bn Downstream Division: 10% increase
Production (kboe/d)	>700	<ul style="list-style-type: none"> New projects and ramp-ups offsetting decline and divestments
Refining Margin Indicator (\$/bbl)	>6.4	<ul style="list-style-type: none"> Scheduled maintenance in our refineries includes: <ul style="list-style-type: none"> Currently in progress at Puertollano Tarragona in 2Q18
EBITDA CCS Group [€Bn]	~7.0	<ul style="list-style-type: none"> Downstream Division: €3.1Bn Upstream Division: €4.2Bn
Shareholder remuneration (€/share)	0.90	<ul style="list-style-type: none"> Proposal of dividend increase and full buyback

* Assumptions: Brent 59\$/bbl, HH 3.5\$/Mbtu

Outlook for 2018

Strategy Update- Early look



UPSTREAM BUSINESS

Growing margins rather than just volumes

Increase **production** by **~50 Kboed** between now and 2020

DOWNSTREAM BUSINESS

Refining & Petrochemicals: Leading margins

Marketing, G&P, LPG: Potential for expansion

DIGITALIZATION-THE NEXT PHASE OF EFFICIENCIES

Expected **incremental FCF** of **~€300M** by 2020

Affects every part of Repsol: Upstream, Downstream and Corporation

Conclusions



- ✓ **Adjusted Net Income** increase year on year by **25%**
- ✓ **Net Debt** reduced by **~€2Bn**, continued deleverage in 2018
- ✓ **CF breakeven** of **~50\$/bbl** covering dividends or repurchase of dilution from 2017/18 onwards
- ✓ Stable **capital investment** maintaining upstream volumes and reserves
- ✓ Savings from **efficiencies & synergies** delivering **€2.4Bn** in benefits
- ✓ Secure **Investment Grade** rating and **financial flexibility**

Repsol is ready to set itself new strategic targets

Q&A Session

Fourth Quarter 2017 Results

Repsol Investor Relations

investorsrelations@repsol.com



WEBCAST – CONFERENCE CALL

Fourth Quarter 2017 Results

February 28th 2018

