

ZARDOYA OTIS, S.A.
Lorea García Jáuregui
Secretaria del Consejo de Administración

ZARDOYA OTIS, S.A.
Golfo de Salónica, 73
28033 Madrid - España
Teléfono 91 343 51 00
www.otis.com

Comisión Nacional del Mercado de Valores
Dirección General de Mercados
Edison, 4
28006 MADRID

Madrid, 28 de Enero de 2022

Acompañando esta carta, adjuntamos la siguiente información en inglés:

- Notes to the Interim Financial Statements for the 2nd Semester of 2021
- Quarterly Report for 2nd Semester 2021

NOTA: la citada información en inglés ha sido traducida por la propia entidad, bajo su exclusiva responsabilidad y no tiene la consideración de oficial

Atentamente,
Lorea García Jáuregui

**ZARDOYA OTIS S.A.
AND SUBSIDIARIES**

**NOTES TO THE INTERIM FINANCIAL STATEMENTS FOR THE
SECOND SEMESTER OF 2021**

ZARDOYA OTIS S.A. AND SUBSIDIARIES
NOTES TO THE INTERIM FINANCIAL STATEMENTS FOR THE SECOND SEMESTER OF 2021

1. Accounting policies

The accounting policies and consolidation processes applied in these interim financial statements are the same as those used when preparing the consolidated annual financial statements for the annual period ended November 30, 2020. The Group's consolidated financial statements as of November 30, 2021 have been prepared in accordance with the International Financial Reporting Standards (IFRS) endorsed by the European Union and in force at said date. The condensed consolidated interim financial statements for the six-month period ended May 31, 2021 set out the standards that entered into force in 2021 and have been adopted by the Group.

- Amendments to NIIF 3. Definition of business.
- Amendments to IAS 1 and IAS 8: Definition of materiality.
- Amendments to NIIF 9, IAS 39 and NIIF 7: Change in the reference interests rates.
- Amendments to IAS 16 Property, Plant and Equipment: Proceeds before intended use.
- Amendments to NIIF 16 Leases. Amendments to facilitate for tenants to account for rent improvements related to Covid-19
- Amendments to IAS 37 Provisions, Contingent Liabilities and Contingent Assets: Provisions for onerous contracts.

These standards have not meant substantial changes to the accounting policies applied in 2020.

In 2021, there were no value adjustments with a material effect on the items of the assets, liabilities, equity, profit and loss or cash flows presented.

In the case of Zardoya Otis S.A., these financial statements have been prepared on the basis of the Company's accounting records and are presented in accordance with current mercantile legislation and the standards contained in the General Chart of Accounts approved by Royal Decree 1514/2007, together with the amendments to the latter included in Royal Decree 1159/2010 and Royal Decree 602/2016, in order to show a true and fair view of the Company's equity, financial position and results, as well as the accuracy of the cash flows shown on the statement of cash flows

2. Accounting estimates and judgements

The preparation of both the consolidated interim financial statements and the financial statements of Zardoya Otis, S.A. requires the use of certain critical accounting estimates. It likewise requires Management to exercise its judgement in the process of applying the Company's accounting policies. Consequently, the accounting estimates may differ from the final results of the circumstances assessed. These judgements and estimates are examined constantly and are based principally on historical experience and expectations of future events deemed reasonable.

3. Seasonality or cyclical nature of transactions in the annual period

The Group has no sales subject to significant variations over the year. In this respect, maintenance revenue is recognized on a straight-line basis when accrued. Consequently, seasonality is not considered significant for the purposes of these interim financial statements.

4. Changes in the companies that form part of the Group and transactions with non-controlling interests

In 2021 the changes in the accounting perimeter are as follows:

In 2021 companies belonging to the CGU Zardoya Otis Group (Spain) acquired 100% of the shares of Puertas Automáticas Karpy S.L.U. (February 12 2021) and Door Matic Industries 2018, S.L (June 11, 2021), both companies engaged the maintenance and repair of elevators or automatic doors in Spain. Additionally, Zardoya Otis, S.A. acquired 100% of the shares of Ascensores Fit S.L. on March 11, 2021. The company's activity is the assembly, maintenance and repair of elevators in Spain. In addition, Zardoya Otis, S.A. acquired the minority interests of Ascensores Eleva, S.L. (20%) (Diciembre 22, 2020) and Montes Tallón, S.A. (48%) (March 4, 2021).

In June 2021, the mergers of Ascensores Eleva S.L. and N&V Servirema S.L.U. were completed and, in July 2021, the merger of Seleman, S.L.. Subsequently, the merger of Montes Tallón, S.A. was completed in the same way in October 2021.

In 2020, companies belonging to the CGU Zardoya Otis Group (Spain) acquired 100% of the shares in the companies N&V Servirema S.L.U. (February 25, 2020) and Puertas Automáticas Seleman, S.L (October 1, 2020). Likewise, a non-controlling interest of 5,87% was acquired in Ascensores Pertor, S.L. (November 4, 2020) and after the closing of the fiscal year, a non-controlling interest of 20% was acquired in Ascensores Eleva (December 22, 2020). All these companies are engaged in the maintenance and repair of elevators or automatic doors in Spain (see Note 8).

If these acquisitions had been made at the beginning of the period, the effect on the main figures of the consolidated income statement and statement of financial position would not have been significant.

5. Financial risk management

Financial risk factors

The Group's activities are exposed to a variety of financial risks: market risk (including foreign exchange risk, fair value interest risk and price risk), credit risk, liquidity risk and cash flow interest rate risk. The Group's global risk management program is focused on the uncertainty of the financial markets and trying to minimize any potential adverse effects on the Group's financial profitability.

Risk management is controlled by Group Management in accordance with policies approved by the Board of Directors of the parent company. Management assesses and hedges financial risks in close collaboration with the Group's operating units, in order to:

- Ensure that the most important risks are identified, assessed and managed.
- Ensure an appropriate operating segregation of the risk management functions.
- Ensure that the risk exposure level accepted by the Group in its operations is in line with its risk profile.

Impacts caused by the COVID-19 virus: the situation arising from the evolution of the COVID-19 virus adds a new uncertainty to the general business uncertainties. The effects of the situation of global pandemic may have an impact of the level of the demand and customer solvency. In this respect, the Group's directors and management are constantly supervising the evolution of the situation in order to tackle any financial or non-financial impacts that may arise with sufficient guarantees of success.

Specifically, the Zardoya Otis Group has implemented an Action Plan to Mitigate the Effects of COVID-19, the main features of which are:

- Creation of a Crisis Committee with the participation of the General Management Department, Human Resources, Safety and Works, Operations, Manufacturing, Medical Services, Systems and the Communication Area, in order to monitor the situation in real time and implement response actions.
- Actions with preventive measures will be put in place to protect employees and customers, assessing the Specific Risk in the different areas (on-site workers, administrative workers and sales representatives and plant workers).
- Actions to maintain service continuity through the pertinent contingency plans.
- Actions to mitigate the supply risk related to our service, material and equipment suppliers. Possible risks will be identified, actions will be taken to mitigate them and savings will be made through the reduction of certain supplies and services.

a) Market risk

(i) Foreign exchange risk

The Group operates internationally and, therefore, is occasionally exposed to foreign exchange risk arising from transactions in US dollars. Foreign exchange risk arises from future commercial transactions and recognized assets and liabilities. However, these transactions are not significant and the effect of a change in the interest rate would not have a material effect on the financial information as of November 30, 2021.

To hedge the foreign exchange risk on future commercial transactions for importing materials, Group companies use forward contracts negotiated with Otis Group Treasury Center.

The Group holds an investment in foreign currency in Otis Maroc S.A., the net assets of which are exposed to foreign exchange risk, although their value is not significant and the effect of a change in the exchange rate would not have a material effect on the Group's financial statements.

In relation to commercial export and import transactions, the Group is exposed to exchange rate risk that is not significant. At November 30, 2021, there were outstanding balances in currencies other than the euro equivalent to EThs 2,106 (EThs 1,762 in 2020).

(ii) Price risk

The Group has only limited exposure to commodity price risk.

Additionally, Group companies do not hold investments in companies outside the Group and, therefore, they are not exposed to securities price risk.

b) Credit risk

The Group has no significant concentrations of risk with customers and there are no significant old credit balances. The Group has policies in place to ensure that installation sales are made to customers with appropriate credit histories and, in addition, regular debt-monitoring procedures are conducted by the departments involved in debt collection.

To minimize credit risk, the Group has risk management policies in place to limit the amount of risk with any one financial institution. The credit risk arises from cash and cash equivalents, financial instruments, deposits with financial institutions, debt available for sale and receivables. The banks and financial institutions with which the Group works are of recognized prestige and have high credit ratings.

The amounts of trade receivables are shown in the statement of financial position net of the provision for impairment. At November 30, 2021, said provision was EThs 68,644 (EThs 70,284 at November 30, 2020). The Group estimates the provision in accordance with the age of the debt and experience in earlier years, in line with the previous segregation of the customer portfolio and the current economic environment, to calculate the necessary provisions. In the six-month period, the Group cancelled a provision of EThs 2,118 (EThs 1,980 in 2020) with no effect on profit and loss. This amount was written off against the customer account because it related to uncollectible balances.

As of November 30, 2021, the Group held current deposits with financial institutions of EThs 10,993 (EThs 11,388 as of November 30, 2020). As stated above these deposits are placed with prestigious financial institutions in Spain and Portugal.

Additionally, as of November 30, 2021, the Group's cash and cash equivalents caption showed cash deposits held by Zardoya Otis, S.A. with Otis Treasury Center INC (OTC) for EThs 20,500. Deposits with Group companies were cash placements maturing at 30 days, which accrued an average interest rate of 0.01%, approximately 0.01 percentage points higher than the normal market rate.

c) Liquidity risk

Conservative liquidity risk management implies maintaining sufficient cash and marketable securities and the availability of funding through an adequate amount of committed credit facilities. For this purpose, group Treasury aims to maintain flexibility in funding by keeping committed credit lines available.

As of November 30, 2021, cash and cash equivalents represented EThs 67,041 (EThs 57,886 November 30, 2020), including amounts held as cash, in banks and as current deposits with financial institutions.

The change in the statement of cash flows in relation to operating, investing and financing activities is shown below:

	<u>2021</u>	<u>2020</u>
Cash at beginning of period	57,886	50,589
Cash flow from operating activities	175,514	179,423
Cash flow from investing activities	(7,616)	(16,730)
Cash flow from financing activities	(158,741)	(155,396)
Cash at end of period	<u>67,043</u>	<u>57,886</u>

d) Cash flow and fair value interest rate risk

As the Group does not hold important remunerated assets, income and cash flows from operating activities are substantially independent of changes in market interest rates.

The Group does not use financial derivatives to hedge interest rate risks derived from its activity.

The Group's interest rate risk arises on non-current borrowings tied to variable indexes. The variable interest rate applied to the loans from financial institutions is subject to fluctuations in the Euribor.

As stated in Note 13, the Group did not hold any borrowings at fixed rates at November 30, 2021 and 2020.

e) Capital risk management

The Group's objectives in relation to capital management are to safeguard its capacity to maintain sustained long-term profitability; to have the capacity to fund both its internal and external growth through acquisitions; to obtain adequate yields for the shareholders and to maintain an optimal capital structure that includes equity, the generation of its own cash from the business in each year and, as far as necessary, borrowings at the lowest cost possible.

The Group considers leverage as a capital management indicator. It is calculated by dividing the net debt by the total capital. The net debt is calculated as total borrowings plus other financial liabilities less cash and cash equivalents less current financial assets.

	2021	2020
Borrowings (current and non-current)	291	290
Other current and non-current financial liabilities	29,303	7,428
Cash and cash equivalents	(67,041)	(57,886)
Net financial debt	(37,447)	(50,168)
Equity	431,554	417,810
Leverage (*)	-0.09	-0.14

(*) (Net financial debt/(Net financial debt + Equity))

At November 30, 2021, the net financial debt represented -0,168 of EBITDA (-0.0984 at the end of 2020). (EBITDA = Operating profit plus amortization plus depreciation).

6. Property, plant and equipment and intangible assets

In 2021, investments of EThs 9,526 and EThs 4,505 were made in property, plant and equipment and intangible assets, respectively (EThs 9,080 and EThs 3,751 in 2020).

In 2021, impairment testing of the goodwill recognized in each CGU showed the assets to have a higher value in use than their net carrying amounts. Therefore, the financial information for 2020 does not recognize any impairment of the value of intangible assets.

7. Leases

The Group adopted IFRS 16 “Leases” retrospectively as of December 1, 2019, although it has not restated the comparative figures for the 2019 reporting period, as permitted under the specific transition rules of the Standard. The reclassifications and adjustments that arise from the new rules on leases are therefore recognized in the opening statement of financial position as of December 1, 2019.

Since December 1, 2019, leases have been recognized as a right-of-use asset and the related liability as of the date on which the leased asset becomes available for use by the Group. Each lease payment is allocated between the liability and the finance cost. The finance cost is taken to profit and loss over the term of the lease in such a way as to produce a constant regular interest rate on the outstanding balance of the liability for each reporting period.

With the application of IFRS 16, the Group recognizes lease liabilities in relation to the leases that had previously been classified as “operating leases” under the principles of IAS 17 “Leases”. These liabilities are measured as the present value of the remaining lease payments discounted at the lessee’s incremental borrowing rate of 2.81%.

The right-of-use assets associated with real estate leases are initially measured at the amount at which the liability is initially measured, as described in the preceding paragraph. The right-of-use asset is depreciated over the lease term on a straight-line basis.

The right-of-use assets recognized are related to the following types of assets:

	2021	2020
Real estate	8,925	15,253
Equipment	1,299	1,528
Vehicles	13,965	11,734
Total right-of-use assets	24,189	28,516

At November 30, lease liabilities matured as follows:

	<u>Less than 1 yr.</u>	<u>Between 1 & 3 yrs</u>	<u>Total</u>
Lease liabilities	10,757	13,432	24,189

The difference between the depreciation of the leased asset and the payments is classified as a finance cost.

The impacts of applying the rules on leases are as follows:

	<u>2021</u>	<u>2020</u>
Depreciation of assets (Expense)	12,856	11,393
Operating lease payments (Note 21)	(13,384)	(12,114)
Finance cost (Note 22)	528	722

8. Business combinations

F.Y. 2021:

On February 12, 2021, Puertas Automáticas Portis S.L. acquired 100% of the shares of Puertas Automáticas Karpy S.L.U. for an amount of 700 EThs. The company's activity is the assembly, maintenance and repair of automatic doors in León.

Additionally, Zardoya Otis, S.A. acquired 100% of the shares of Ascensores FIT S.L. on March 11, 2021 by means of an exchange of shares for a total of 333,056 shares of the parent company Zardoya Otis, S.A. for an amount of EThs 2,000. The company's activity is the assembly, maintenance and repair of elevators in Seville

In the month of June 2021, 100% of the shares of Door Matic Industries 2018, SL were acquired for an amount of 160 EThs. The company's activity is the installation and maintenance of automatic doors.

F.Y. 2020:

In 2020, companies belonging to the CGU Zardoya Otis Group (Spain) acquired 100% of the shares in the companies N&V Servirema S.L.U. (February 25, 2020) and Puertas Automáticas Seleman, S.L (October 1, 2020). Both these companies are engaged in the maintenance and repair of elevators or automatic doors in Spain (see Note 8).

9. Dividends

In 2021, the company distributed four quarterly dividends as follows:

Date	Gross per share	Charged to	Shares entitled to dividend	Gross total
January 11	€ 0.068	3rd interim 2020	470,464,311	€ 31,991,573.15
	Treasury shares		(2,049,865)	(€ 139,390.82)
Total			468,414,446	€ 31,852,182.33
April 9	€ 0.070	1st interim 2021	470,464,311	€ 32,932,501.77
	Treasury shares		(163,477)	(€ 11,443.39)
Total			470,300,834	€ 32,921,058.38
July 9	€ 0.072	Reserves	470,464,311	€ 33,873,430.39
	Treasury shares		(534,890)	(€ 38,512.08)
Total			469,929,421	€ 33,834,918.31
October 11	€ 0.074	2nd interim 2021	470,464,311	€ 34,814,359.01
	Treasury shares		(533,655)	(€ 39,490.47)
Total			469,930,656	€ 34,774,868.54
Total €				€ 133,383,027.56

10. Treasury shares

The Ordinary General Shareholders' Meeting of Zardoya Otis, S.A. held on May 23, 2018 authorized the Board of Directors to acquire, directly or indirectly, treasury shares of Zardoya Otis, S.A., observing the legal limits and requirements. At its meeting of December 11, 2018, the Board of Directors decided to acquire treasury shares so that they could be used in the company acquisition transactions that the Company carries out habitually.

At November 30, 2020, Zardoya Otis, S.A. held 1,420,016 treasury shares with a value of EThs 8,807. At the end of 2021, Zardoya Otis, S.A. held 533,655 treasury shares with a value of EThs 3,053. At the end of 2021, Zardoya Otis, S.A. held 533,655 treasury shares with a value of EThs 3,053.

During the 2021 fiscal year, 3,013,174 shares were handed over in the following transactions:

- On December 22, 2020, Zardoya Otis acquired a non-controlling interest of 20% in Ascensores Eleva, S.L. by means of an exchange of shares.
- On March 4, 2021, Zardoya Otis acquired a non-controlling interest of 48% in Montes Tallón, S.A. by means of an exchange of shares.
- On March 11, 2021, it acquired 100% of Ascensores Fit, S.L. by handing over shares.
- On August 4, it paid part of the debt for the purchase of Ascensores Eleva S.L. by means of an exchange of shares.

Between December 1, 2020 and November 30, 2021, 2,126,813 shares were bought for a value of EThs 12,096.

11. Segment reporting

This information is included in Section 11 of the selected information of the six-monthly financial report.

12. Related-party transactions

This information is included in Section 14 of the selected information of the six-monthly financial report.

13. Borrowings

As of November 30, 2021 and 2020, the carrying amount of current borrowings from financial institutions was equal to its fair value, since the impact of discounting was not significant. Interest accrued in the period was EThs 117 (2020: EThs 65).

At November 30, 2021:

	Current	2020	2021	Noncurrent
Borrowings from financial institutions	154	-	-	-
Other	137			
EThs	291	-	-	-

At November 30, 2020:

	Current	2020	2021	Noncurrent
Borrowings from financial institutions	155	-	-	-
Other	135			
EThs	290	-	-	-

14. Welfare commitments

Post-employment commitments held with Group employees, consisting of the payment of social security benefit complements, other retirement benefits and life insurance premiums, are met through group insurance policies and are classified as defined benefit plans.

The liability recognized on the statement of financial position for the defined benefit plans is the present value of the obligation at reporting date less the fair value of the assets attached to the plan. The defined benefit obligation is calculated annually, once the salary adjustment process has concluded in October, by independent actuaries, using the projected unit credit method. The consolidated income statement in these financial statements shows an expense of EThs 2,093 (2020: EThs 2,024) for this item, presented as employee benefit expenses.

The amounts recognized in the consolidated and individual income statements of Zardoya Otis, S.A. are as follows:

	2021	2020
Current service cost	2,468	2,387
Interest cost	254	408
Expected yield on plan assets	(260)	(433)
Settlements	(368)	(338)
Actuarial (gains)/losses	-	-
EThs	<u>2,093</u>	<u>2,024</u>

15. Deferred taxes

Deferred taxes are calculated on the temporary differences that arise between the tax bases of the assets and liabilities and their carrying amounts in the consolidated annual financial statements. In order to determine their amounts, tax rates enacted or substantially enacted at the reporting date and expected to apply when the deferred tax asset is realized or the deferred tax liability is settled are used.

	Deferred tax asset	Deferred tax liability
At November 30, 2019	<u>23,474</u>	<u>24,947</u>
P&L impact	(641)	(2,508)
Movement due to change in rate	-	-
Business combinations	-	219
November 30, 2020	<u>22,833</u>	<u>22,658</u>
P&L impact	(167)	(3,918)
Movement due to change in rate	-	-
Business combinations	-	408
November 30, 2021	<u>22,666</u>	<u>19,148</u>

16. Events after the reporting date

At its December meeting, the Board of Directors approved the third interim dividend charged to the 2021 profit, which was paid out on January 10, 2022 as follows:

Date	Gross per share	Charged to	Shares entitled to dividend	Gross total
January 10	€ 0.076	3rd interim 2021	470,464,311	€ 35,755,287.64
	Treasury shares		(533,655)	(€ 40,557.78)
Total			469,930,656	€ 35,714,729.86

The amount resulting from multiplying the sum of 0.076 euros by the number of treasury shares that existed at the time the shareholders became entitled to receive payment of the dividend was deducted from this maximum amount.


This was the sixth consecutive quarter in which the Company had increased the dividend paid per share.



ZARDOYA OTIS, S.A

QUARTERLY REPORT FOR 4TH QUARTER 2021

FISCAL YEAR: DECEMBER 1, 2020 – NOVEMBER 30, 2021



1. ENVIRONMENT AND OUTLOOK

The International Monetary Fund (IMF) states, in its latest update, that the global recovery is continuing, although with less momentum, since uncertainty has increased and there are still divergences in relation to vaccine access and early policy support.

In this environment, the IMF projects that the global economy will grow 4.9% in 2022, specifically 4.5% in advanced economies, partly affected by supply disruptions, and 5.1% in emerging and developing economies, where the near-term prospects among commodity-exporting countries improve. Notwithstanding the foregoing, they also indicate that the rapid spread of the Delta/Omicron variants and the threat of new variants have increased uncertainty about how quickly the pandemic can be overcome.

Details of the latest IMF forecasts for the 3 countries in which the Zardoya Otis Group operates are shown below:

GDP	2019	2020	Forecasts		Outlook			
			2021	2022	2023	2024	2025	2026
SPAIN	2.1%	-10.8%	5.7%	6.4%	2.6%	2.0%	1.6%	1.5%
PORTUGAL	2.7%	-8.4%	4.4%	5.1%	2.5%	2.2%	2.0%	1.8%
MOROCCO	2.6%	-6.3%	5.7%	3.1%	3.7%	3.5%	3.5%	3.4%

UNEMPLOYMENT	2019	2020	Forecasts		Outlook			
			2021	2022	2023	2024	2025	2026
SPAIN	14.1%	15.5%	15.4%	14.8%	14.1%	13.9%	14.0%	13.7%
PORTUGAL	6.6%	7.0%	6.9%	6.7%	6.3%	6.1%	6.0%	5.9%
MOROCCO	10.2%	12.2%	12.0%	11.5%	11.0%	10.4%	9.9%	9.4%

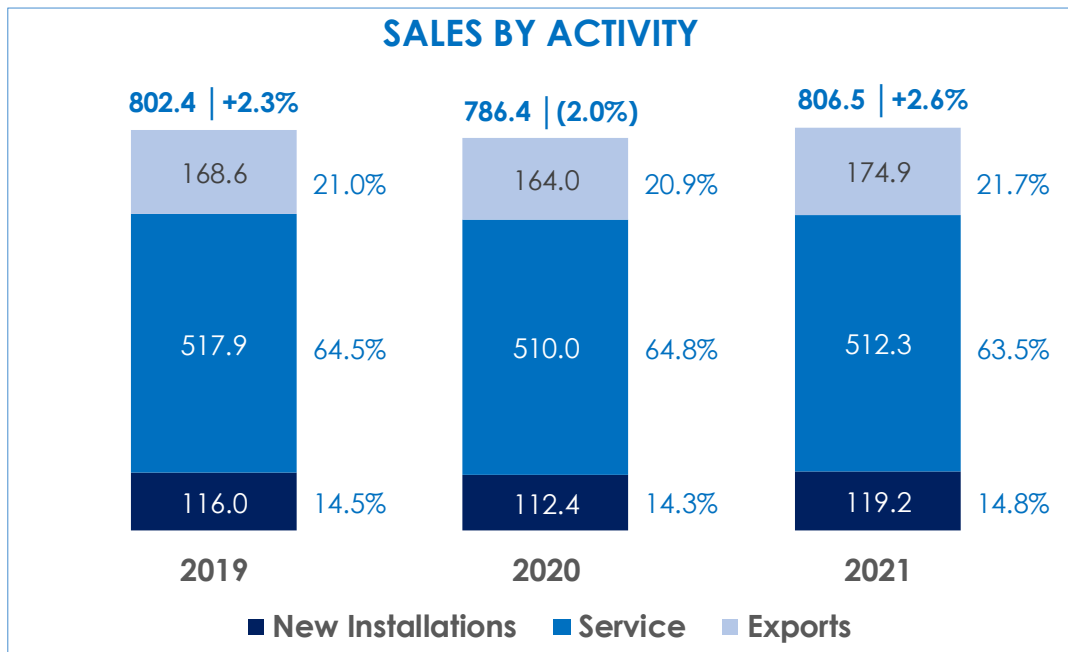
Regarding inflation, the most recent data from reliable sources (FUNCAS) indicate that Spain closes 2021 with a 3.1% increase in interannual terms, with 3.7% expected for 2022, primarily as a consequence of the heavy rise in energy product prices (+21.2% in 2021 and +11.5% forecast for 2022, respectively). Attention should be drawn to the fact that, according to FUNCAS, in monthly terms, the figures for November and December 2021 were 5.5% and 6.5%, although 1.8% and 0.6% are expected for the same months of 2022, following a gradual decrease throughout the rest of the year.

In relation to the real estate sector, according to the latest Euroconstruct report dated November 2021, in 2021, new residential construction in Spain recovered as the restrictions were relaxed, rising from (10.6%) in 2020 to 7.5% in 2021. Although Portugal showed only a minor increase of 0.3% in 2021, this took place on top of significant growth in previous years. The report expects this indicator to recover by 8% in 2022 and 3% in 2023 (0.5% and 0.7% in Portugal).

2. BUSINESS EVOLUTION

SALES:

Total consolidated sales at the end 2021 were 806.5 million euros, in comparison with 786.4 million euros at the end of the preceding year, representing an **increase of 2.6%**. Furthermore, we should remember that, at the end of the first quarter of 2020, the state of emergency due to the pandemic had not yet been declared. The aforementioned 2.6% increase in the sales figure may be seen in the figures for the New Installations and Export activities.



(Millions of euros – cumulative figures at the end of each fiscal year)

New Installations

The value of new installations at the end of 2021 was 119.2 million euros, 6.1% up on the 112.4 million euros of 2020. In 2021, new installation sales accounted for 14.8% of total sales (14.3% in 2020).

Service

Consolidated service sales totalled **512.3 million euros** (510.0 million euros at the end of 2020), representing an **increase of 0.5%**.

Although the relaxation of the restriction measures had begun in the second half of May, the Service activity figures were already in line with those of the preceding year at the end of the third quarter. The tentative reactivation of tourism has been taking place very gradually and has only allowed hotels to increase their capacity to some extent and bring into service apparatus and equipment whose activity had been temporarily suspended. In addition, meetings of Homeowners Associations, where decisions to purchase or improve elevators are made, have not yet recovered pre-pandemic levels due to the new waves that are appearing.

Service activity accounted for 63.5% of total Group billing in the period (64.8% in 2020). This lower percentage of the total is partly explained by the **significant increases in the new sales and exports figures** in comparison with the end of 2020 (+6.1% and +6.6%, respectively).

Exports

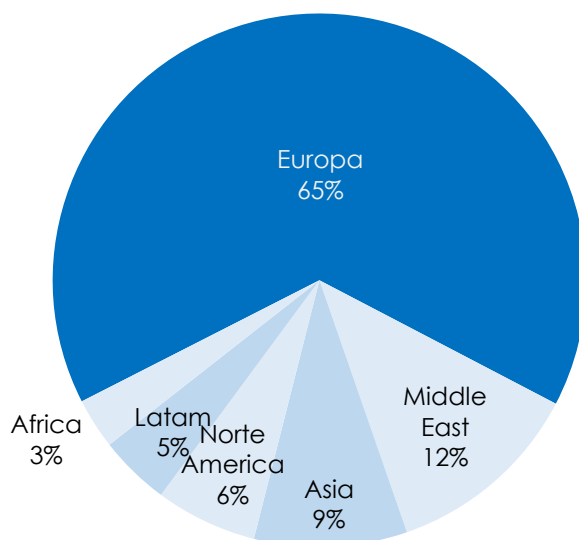
At the end of 2021, **cumulative net export sales**, after elimination of the sales to our subsidiaries in the consolidation process, **were 174.9 million euros, 6.6% up** on the 164.0 million euros obtained at the end of the preceding year.

The behaviour of export figures followed a **solid trend throughout 2021**, starting with a figure close to 40 million euros in the first quarter, which remained at around 45 million euros in each one of the following quarters, reaching figures that compared favourably with those obtained during 2020.

Export sales accounted for 21.7% of consolidated Group sales at the end of 2021 (20.9% at the end of 2020).

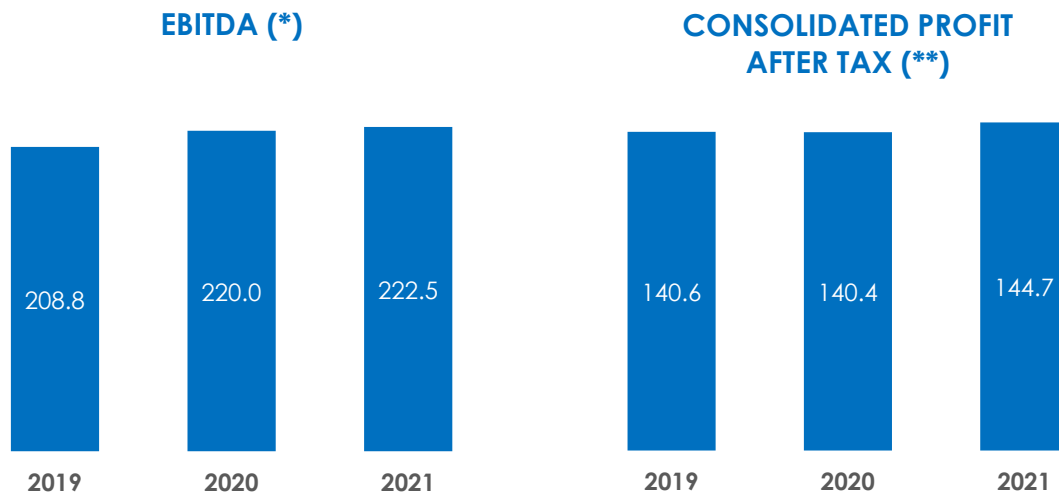
Exports to European countries rose by 16.6% in comparison with the 2020 and **those sent to African countries increased by 108%** as a result of the **development of specific products** for these markets and the initiatives that we have been taking for some time to introduce our products into these countries, as well as those of central and northern Europe, in order to offset the decline in other markets, principally the Middle East.

EXPORTS BY REGION



The graph shows the geographical destinations of the exports of 174.9 million euros in 2021.

RESULTS:



(*) EBITDA in millions of euros – cumulative figures at the end of each fiscal year.

(**) Consolidated profit for the year after tax on continuing operations attributable to the Company's shareholders – expressed in millions of euros.

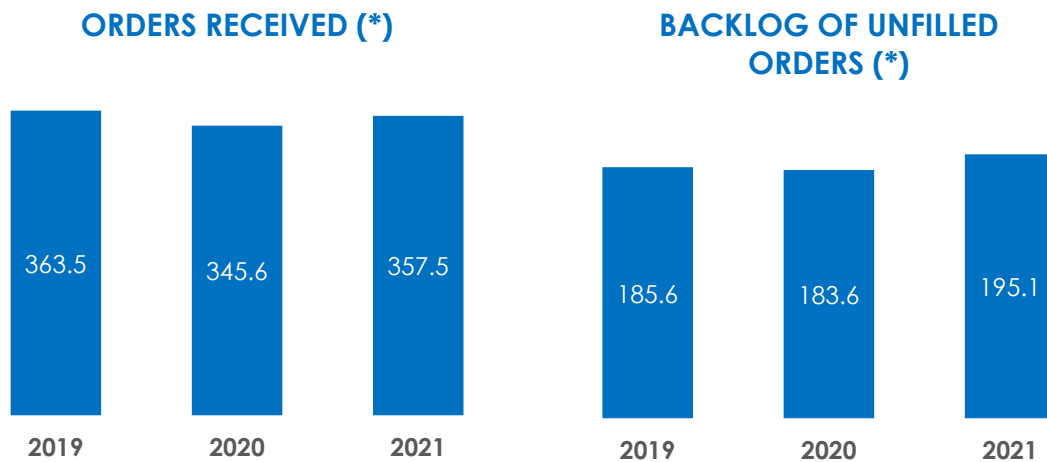
The **EBITDA** (operating profit plus amortization and depreciation) **at the end of the 2021 fiscal year was 222.5 million euros, 1.2% up on the 2020 figure**. Special attention should be drawn to the fact that **the EBITDA figures were maintained and improved throughout the year**, in spite of the important obstacle posed by the **general increase in raw material prices**. Thus, the Company recorded increases in the cumulative EBITDA figures in each one of the quarters of 2021 in comparison with those of 2020.

The EBITDA figures at the end of both 2021 and 2020 continued to reflect the impact of application of "IFRS-16 Leases", which introduced the requirement for companies to show leased assets attached to the activity in their statements of financial position.

Consolidated profit before tax was 190.0 million euros at the end of 2021, **2.4% up** on the 2020 figure. This figure includes an impact of EThs 3,305 of the sale of the old San Sebastián plant.

Profit after tax was 144.7 million euros at the end of 2021, **3.0% higher** than the 140.4 million euros obtained in 2020.

3. OTHER KEY DATA



(*) Includes cumulative year-end figures for New Sales, Modernizations and Exports – expressed in millions of euros.

Orders received and backlog of unfilled orders

At the end of 2021, the total cumulative amount was 357.5 million euros, including orders received for modernizations, new installations and exports, including new and existing buildings and marine. The marine activity was affected by the consequences of the pandemic, since it includes international cruise ship activity.

The cumulative figure for 2021 represents an increase of 3.4% on the 345.6 million euros obtained in 2020 and an order volume of close to 90 million euros per quarter.

The backlog of unfilled orders at the end of 2021 was 195.1 million euros, an increase of 6.2% on the 183.6 million euros obtained in the 2020 period.

Units under maintenance

Our maintenance portfolio rose by 0.6% in comparison with the same period of the preceding year, totalling **296,106 units at the end of 2021**, due to the inclusion of close to 1,800 units. Special attention should be drawn to the fact that we have succeeded in maintaining and increasing our portfolio almost exclusively through organic growth.

4. CONDENSED CONSOLIDATED INCOME STATEMENT (Cumulative figures at the year end expressed in millions of euros)

	2021	2020
SALES	806.5	786.4
OTHER REVENUE	2.2	1.7
RAW MATERIALS AND CONSUMABLES USED	(270.0)	(248.1)
EMPLOYEE BENEFIT EXPENSE	(268.0)	(268.9)
OTHER EXPENSES	(48.1)	(51.1)
EBITDA	222.5	220.0
AMORTIZATION, IMPAIRMENT AND GAINS/(LOSSES) ON DISPOSALS OF FIXED ASSETS (*)	(35.3)	(33.6)
OPERATING PROFIT	187.2	186.3
REVENUE FROM FINANCING ACTIVITIES	0.1	0.2
COST OF FINANCING ACTIVITIES (*)	(0.7)	(1.1)
NET FOREIGN EXCHANGE DIFFERENCES	0.1	(0.1)
OTHER GAIN/LOSS	3.4	0.2
PROFIT BEFORE TAX	190.0	185.6
INCOME TAX EXPENSE	(44.3)	(44.5)
PROFIT FOR THE YEAR	145.8	141.1
ATTRIBUTABLE TO:		
ATTRIBUTABLE SHAREHOLDERS	144.7	140.4
NCI	1.1	0.7

5. DIVIDENDS

At its meetings held in December 2020 and March 2021, the Board of Directors approved, respectively, the third interim dividend charged to the profit for 2020 and the first interim dividend charged to the 2021 profit, which were paid out on January 11 and April 9, respectively. In addition, the Ordinary General Shareholders' Meeting of Zardoya Otis held on June 16, 2021 passed a resolution to distribute a dividend charged to reserves, which was paid out on July 9, 2021. Subsequently, at its September meeting, the Board of Directors approved the second interim dividend charged to the 2021 profit, which was paid out on October 11.

Date	Gross per share	Charged to	Shares entitled to dividend	Gross total
January 11	€ 0.068	3rd interim 2020	470,464,311	€ 31,991,573.15
		Treasury shares	(2,049,865)	(€ 139,390.82)
Total			468,414,446	€ 31,852,182.33
April 9	€ 0.070	1st interim 2021	470,464,311	€ 32,932,501.77
		Treasury shares	(163,477)	(€ 11,443.39)
Total			470,300,834	€ 32,921,058.38
July 9	€ 0.072	Reserves	470,464,311	€ 33,873,430.39
		Treasury shares	(534,890)	(€ 38,512.08)
Total			469,929,421	€ 33,834,918.31
October 11	€ 0.074	2nd interim 2021	470,464,311	€ 34,814,359.01
		Treasury shares	(533,655)	(€ 39,490.47)
Total			469,930,656	€ 34,774,868.54
Total €				€ 133,383,027.56

6. TREASURY SHARES

The Ordinary General Shareholders' Meeting of Zardoya Otis, S.A. held on May 23, 2018 authorized the Board of Directors to acquire, directly or indirectly, treasury shares of Zardoya Otis, S.A., observing the legal limits and requirements. At its meeting of December 11, 2018, the Board of Directors decided to acquire treasury shares so that they could be used in the company acquisition transactions that the Company carries out habitually.

At November 30, 2020, Zardoya Otis, S.A. held 1,420,016 treasury shares with a value of EThs 8,807. At the end of 2021, Zardoya Otis, S.A. held 533,655 treasury shares with a value of EThs 3,053. At the end of 2021, Zardoya Otis, S.A. held 533,655 treasury shares with a value of EThs 3,053.

During the 2021 fiscal year, 3,013,174 shares were handed over in the following transactions:

- On December 22, 2020, Zardoya Otis acquired a non-controlling interest of 20% in Ascensores Eleva, S.L. by means of an exchange of shares.
- On March 4, 2021, Zardoya Otis acquired a non-controlling interest of 48% in Montes Tallón, S.A. by means of an exchange of shares.
- On March 11, 2021, it acquired 100% of Ascensores Fit, S.L. by handing over shares.
- On August 4, it paid part of the debt for the purchase of Ascensores Eleva S.L. by means of an exchange of shares.

Between December 1, 2020 and November 30, 2021, 2,126,813 shares were bought for a value of EThs 12,096.

7. FINANCIAL RISK MANAGEMENT AT THE END OF THE FOURTH QUARTER OF 2021

The Group's activities are exposed to a variety of financial risks: market risk (including foreign exchange risk, fair value interest risk and price risk), credit risk, liquidity risk and cash flow interest rate risk. The Group's global risk management program is focused on the uncertainty of the financial markets and trying to minimize any potential adverse effects on the Group's financial profitability.

Risk management is controlled by Group Management in accordance with the supplementary information to the annual corporate governance report as of November 30, 2020. Management assesses and hedges financial risks in close collaboration with the Group's operating units, in order to:

- Ensure that the most important risks are identified, assessed and managed,
- Ensure an appropriate operating segregation of the risk management functions,
- Ensure that the risk exposure level accepted by the Group in its operations is in line with its risk profile.

8. SIGNIFICANT EVENTS UP TO THE END OF THE FOURTH QUARTER 2021 AND AFTER THE REPORTING DATE

In 2021, a company belonging to the CGU Zardoya Otis Group (Spain) acquired 100% of the shares in the company Puertas Automáticas Karpy, S.L.U. (February 12, 2021) and also 100% of the shares in the company Door Matic Industries 2018, S.L. (June 11, 2021).

At its December meeting, the Board of Directors approved the third interim dividend charged to the 2021 profit, which was paid out on January 10, 2022 as follows:

Date	Gross per share	Charged to	Shares entitled to dividend	Gross total
January 10	€ 0.076	3rd interim 2021	470,464,311	€ 35,755,287.64
	Treasury shares		(533,655)	(€ 40,557.78)
Total			469,930,656	€ 35,714,729.86

The amount resulting from multiplying the sum of 0.076 euros by the number of treasury shares that existed at the time the shareholders became entitled to receive payment of the dividend was deducted from this maximum amount.

This was the **sixth consecutive quarter in which the Company had increased the dividend paid per share.**

PUBLIC TAKEOVER BID ANNOUNCED BY OTIS WORLDWIDE CORPORATION

On September 23, 2021, the company Opal Spanish Holdings, S.A.U. (“**OSH**” or the “**Offeror**”), a company indirectly controlled in full by Otis Worldwide Corporation, an indirect shareholder of the Company holding 50.01% of its shares, published, in a notification of Inside Information (register No. 1066), the prior announcement of the public tender offer for the totality of the shares representing the share capital of Zardoya Otis, S.A. (the “**Offer**”). Said notification included some of the terms and conditions of the Offer.

The consideration that the Offeror proposed to the Zardoya Otis, S.A. shareholders was initially 7.00 euros in cash for each share (the “**Initial Offer Price**”). This dropped to 6.93 euros per share (price rounded up to two decimal places) on October 7, 2021 (ex-dividend date) (as published in a notification of Other Relevant Information with register No. 12098), as a consequence of distribution of the second interim dividend charged to the 2021 profit for a sum of 0.074 euros per share. This dividend was paid out to the shareholders on October 11, 2022.

Subsequently, on October 28, 2021, the CNMV informed that the application for authorization of the Offer had been admitted for processing.

On December 16, 2021, the Offeror published a notification of Other Relevant Information (register No. 13202) stating that the Offer price would be reduced as the result of the distribution of a third interim dividend of 0.076 euros per share charged to the 2021 profit, which was to be paid out by Zardoya Otis, S.A. to its shareholders on

January 10, 2022, meaning that the Offer would be fixed at 6.86 euros per share effective January 6, 2022 (ex-dividend date).

On December 21, 2021, the Offeror published Inside Information (register No. 1231) informing of signature of an agreement with Euro-Syns, S.A. ("**Euro-Syns**"), holder of 11.19% of the shares of Zardoya Otis, S.A., whereby Euro-Syns irrevocably undertook to accept the Offer for the totality of the shares it held in Zardoya Otis, S.A. at a price of 7.14 euros per share. Said price included an improvement of 21 euro cents on the Initial Offer Price and had been adjusted by the second dividend distributed by ZOSA. The price was to be adjusted after distribution of the third interim dividend charged to the 2021 profit.

Subsequently, on January 10, 2022, the Offeror published Other Relevant Information (register No. 13554) notifying that the Offer price had been fixed at 7.07 euros per share effective January 6, 2022 (ex-dividend date) as a consequence of the foregoing.

Likewise, pursuant to the terms of the prior announcement and the application for authorization of the Offer, said publication stated that the Offer price would be reduced by an amount equivalent to the gross amount per share of any distribution of dividends, reserves or share premium, or any other distribution that the Company might make to its shareholders, provided that publication of the outcome of the Offer in the stock exchange bulletins coincided with or was later than the ex-dividend date of said distribution.

The Company's' Board of Directors has been continuously monitoring all the foregoing and will issue a report with its opinion and observations when required to do so by law.

As of today's date, the Offer has been admitted for processing and is awaiting authorization by the CNMV. The admission of the application for processing does not imply any type of pronouncement on the decision concerning the authorization of the Offer or any of its terms or conditions, which will be issued within the time limits and in accordance with the other requirements set forth in the relevant regulations.

Meanwhile, observing the restrictions and duties set out in the regulations on public takeover bids, the Company will continue with the normal course of its business in the best interests of its shareholders, customers and employees.

9. EXHIBIT – KEY DATA:

At the end of fiscal year 2021 (December 1, 2020 to November 30, 2021), the total consolidated figures and the comparison thereof with those of the same period of the preceding year were as follows:

Key Data, 4th Quarter 2021			
<i>Consolidated figures in millions of euros</i>			
Results	2021	2020	% variance 21/20
EBITDA	222.5	220.0	1.2
Profit before tax	190.0	185.6	2.4
Profit after tax	144.7	140.4	3.0

Sales	2021	2020	% variance 21/20
New Installations	119.2	112.4	6.1
Service	512.3	510.0	0.5
Exports	174.9	164.0	6.6
Total	<u>806.5</u>	<u>786.4</u>	<u>2.6</u>

Orders received (**)	2021	2020	% variance 21/20
Orders received	357.5	345.6	3.4
Backlog of unfilled orders	195.1	183.6	6.2

Units under maintenance	2021	2020	% variance 21/20
Units under maintenance	296,106	294,333	0.6

(**) Includes the New Installations, Modernizations and Exports figures.