

First Quarter 2012 Results

WEBCAST – CONFERENCE CALL

May 10th, 2012

Miguel Martínez
CFO



Disclaimer



ALL RIGHTS ARE RESERVED

© REPSOL YPF, S.A. 2012

Repsol YPF, S.A. is the exclusive owner of this document. No part of this document may be reproduced (including photocopying), stored, duplicated, copied, distributed or introduced into a retrieval system of any nature or transmitted in any form or by any means without the prior written permission of Repsol YPF, S.A.

This document does not constitute an offer or invitation to purchase or subscribe shares, in accordance with the provisions of the Spanish Securities Market Law (Law 24/1988, of July 28, as amended and restated) and its implementing regulations. In addition, this document does not constitute an offer of purchase, sale or exchange, nor a request for an offer of purchase, sale or exchange of securities in any other jurisdiction.

This document contains statements that Repsol believes constitute forward-looking statements which may include statements regarding the intent, belief, or current expectations of Repsol and its management, including statements with respect to trends affecting Repsol's financial condition, financial ratios, results of operations, business, strategy, geographic concentration, production volume and reserves, capital expenditures, costs savings, investments and dividend payout policies. These forward-looking statements may also include assumptions regarding future economic and other conditions, such as future crude oil and other prices, refining and marketing margins and exchange rates and are generally identified by the words "expects", "anticipates", "forecasts", "believes", "estimates", "notices" and similar expressions. These statements are not guarantees of future performance, prices, margins, exchange rates or other events and are subject to material risks, uncertainties, changes and other factors which may be beyond Repsol's control or may be difficult to predict. Within those risks are those factors and circumstances described in the filings made by Repsol and its affiliates with the Comisión Nacional del Mercado de Valores in Spain, the Comisión Nacional de Valores in Argentina, the Securities and Exchange Commission in the United States and with any other supervisory authority of those markets where the securities issued by Repsol and/or its affiliates are listed.

Repsol does not undertake to publicly update or revise these forward-looking statements even if experience or future changes make it clear that the projected performance, conditions or events expressed or implied therein will not be realized.

The information contained in the document has not been verified or revised by the Auditors of Repsol.

Agenda



1. YPF Update
2. Concerns Post YPF expropriation
3. 1Q 2012 Results
4. Operational activity
5. Strategic Plan pillars

1. YPF Update

2. Concerns Post YPF expropriation

3. 1Q 2012 Results

4. Operational activity

5. Strategic Plan pillars

□ Expropriation:

- Unlawful
- Discriminatory
- Contravenes privatization obligation

□ Maximum exposure: 5.7 Bn € $\begin{cases} \rightarrow 4.1 \text{ Bn € Book value} \\ \rightarrow 1.6 \text{ Bn € Petersen loan} \end{cases}$

□ Compensation value \approx 10.5 Bn USD (our stake)

1. YPF Update

2. Concerns Post YPF expropriation

3. 1Q 2012 Results

4. Operational activity

5. Strategic Plan pillars

Concerns post YPF expropriation



Rating Outlook



- Management committed to Investment Grade Rating
- Current debt / financial cost not affected
- Alternatives to enhance balance sheet
- Solid financial and liquidity position (ex YPF, ex Gas Natural)

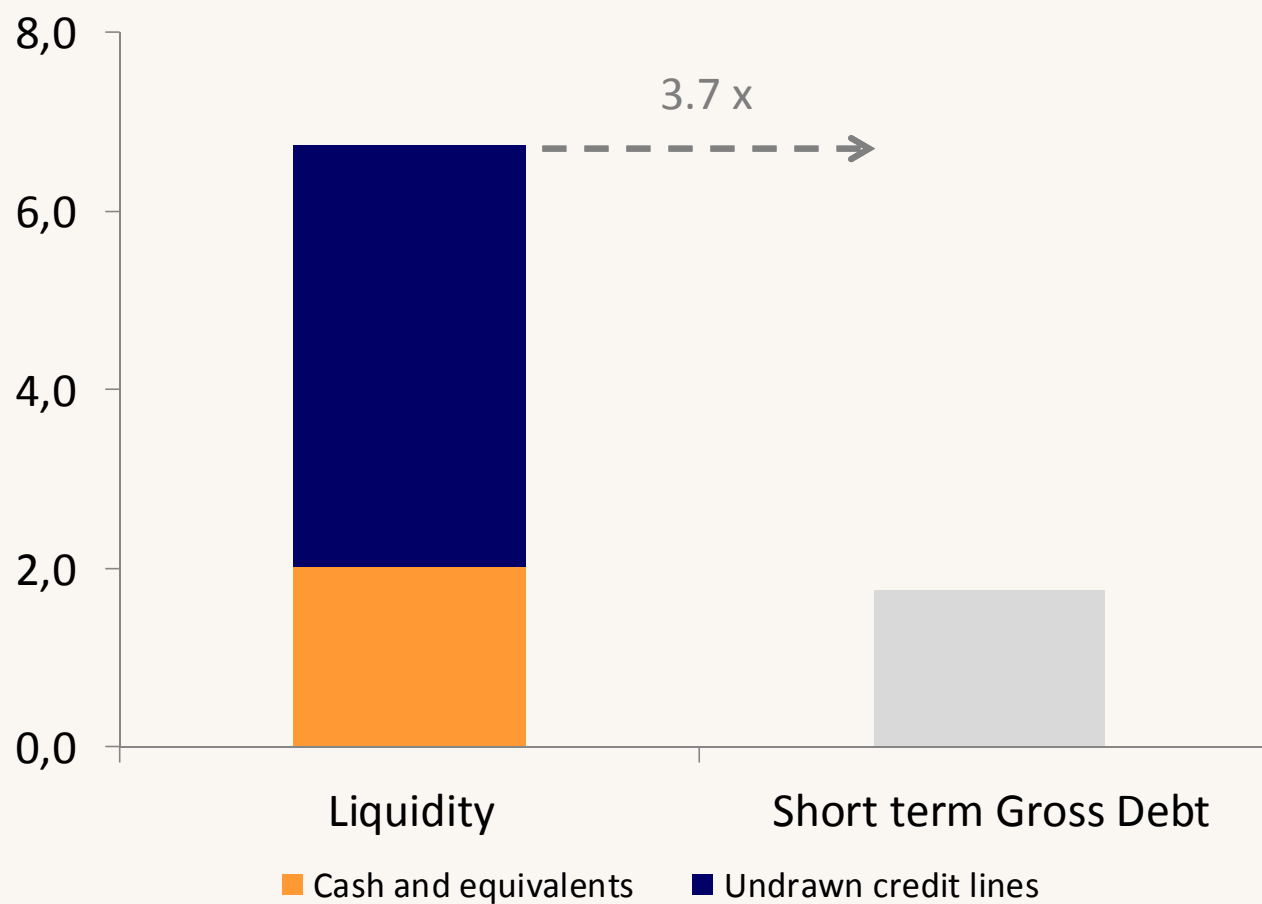


- Repsol failure to own 50.01% not a consequence of voluntary disposal

Debt agreements

- Repsol does not guarantee YPF debt
- No indication of event of default

Liquidity position (ex YPF and ex Gas Natural)



Agenda

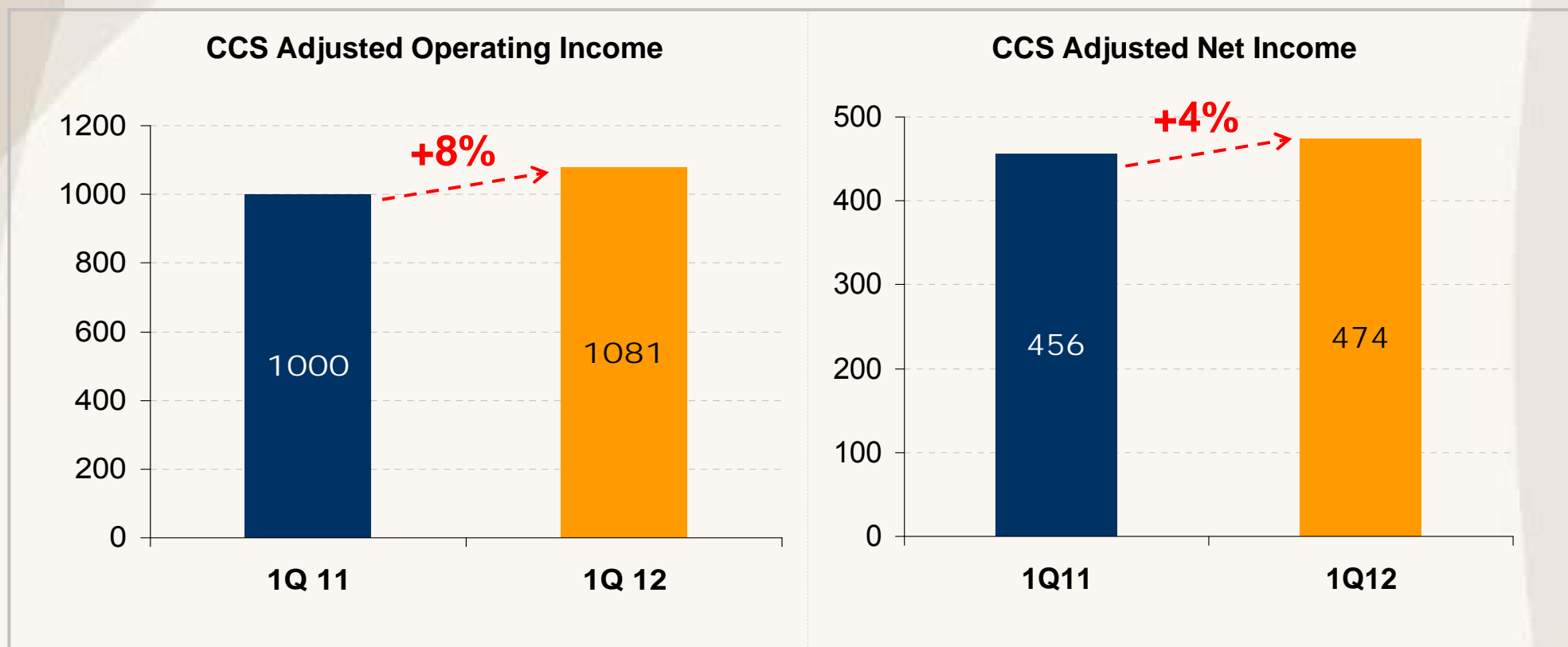


1. YPF Update
2. Concerns Post YPF expropriation
- 3. 1Q 2012 Results**
4. Operational activity
5. Strategic Plan pillars

1Q12 Results (ex YPF and ex Repsol YPF Gas)



Million €

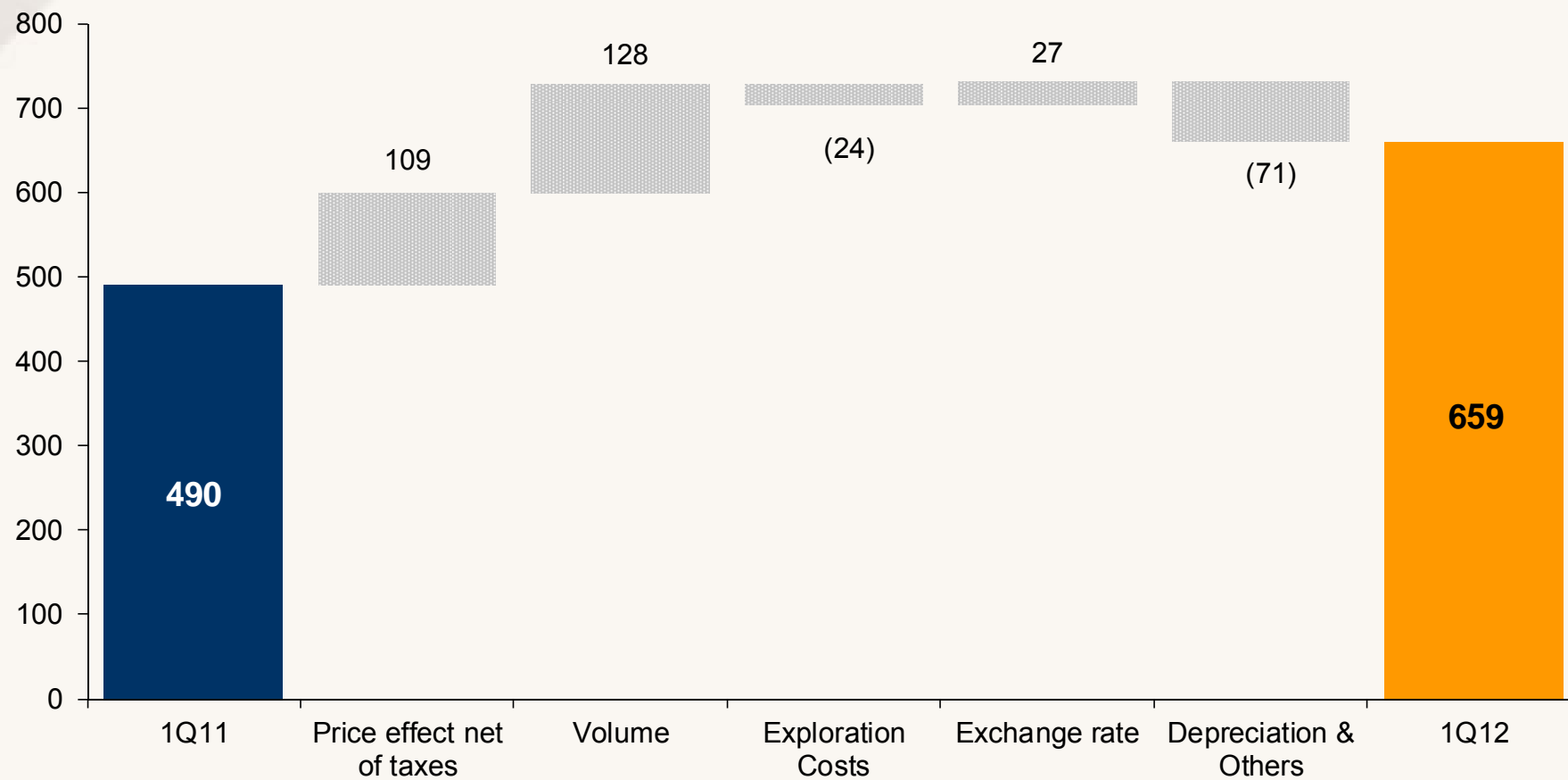


1Q 2012 Upstream

Adjusted Operating Income

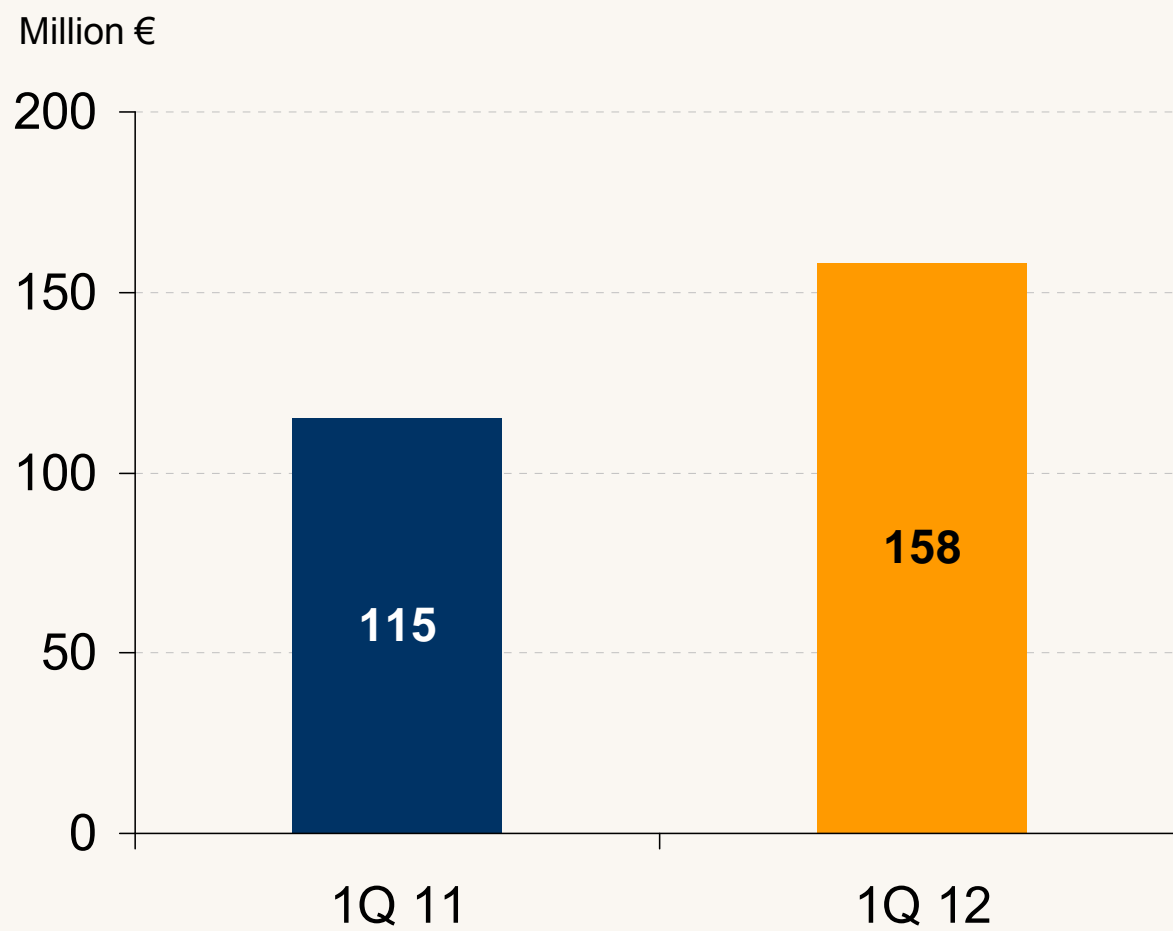


Million €



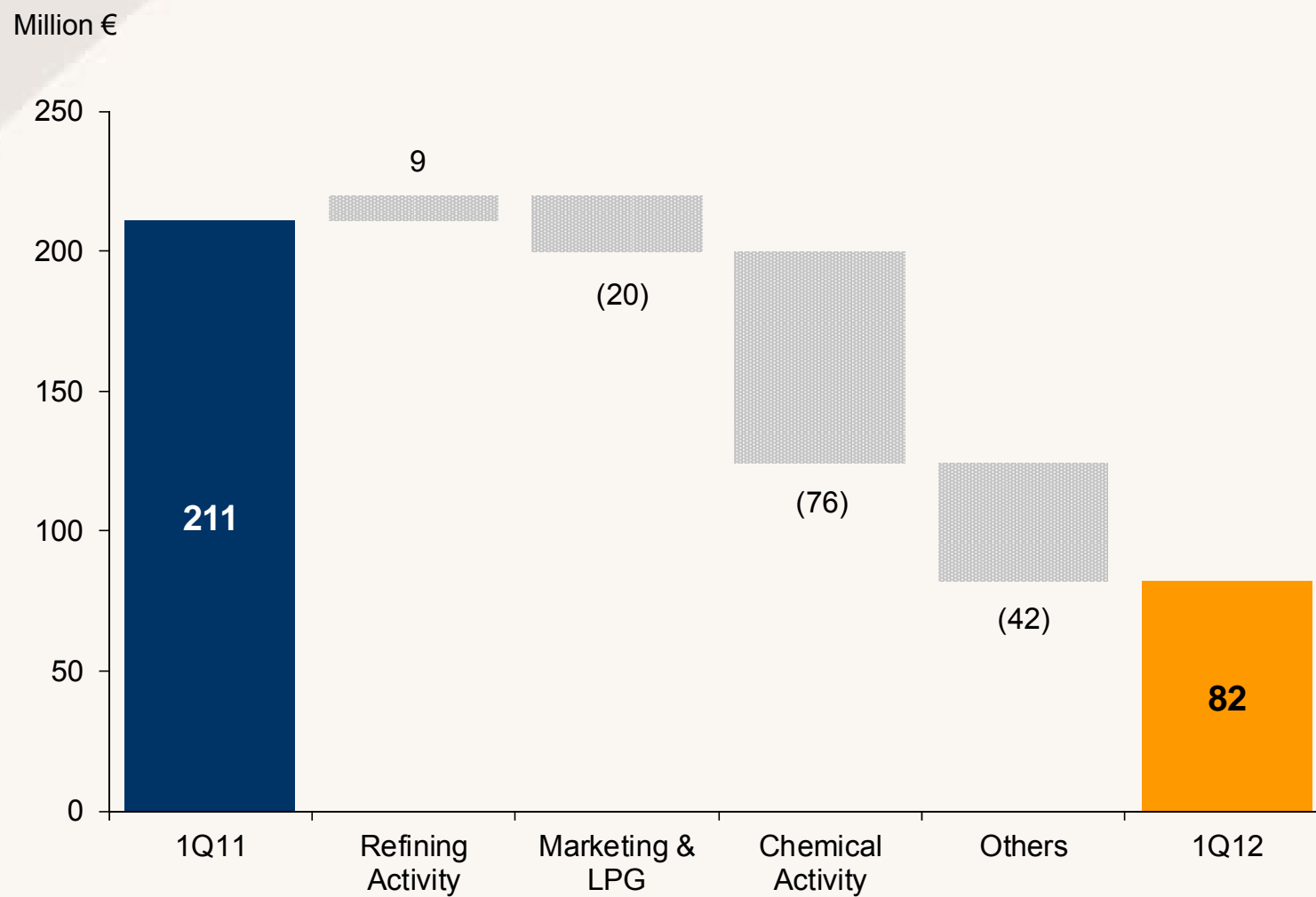
LNG

Adjusted Operating Income



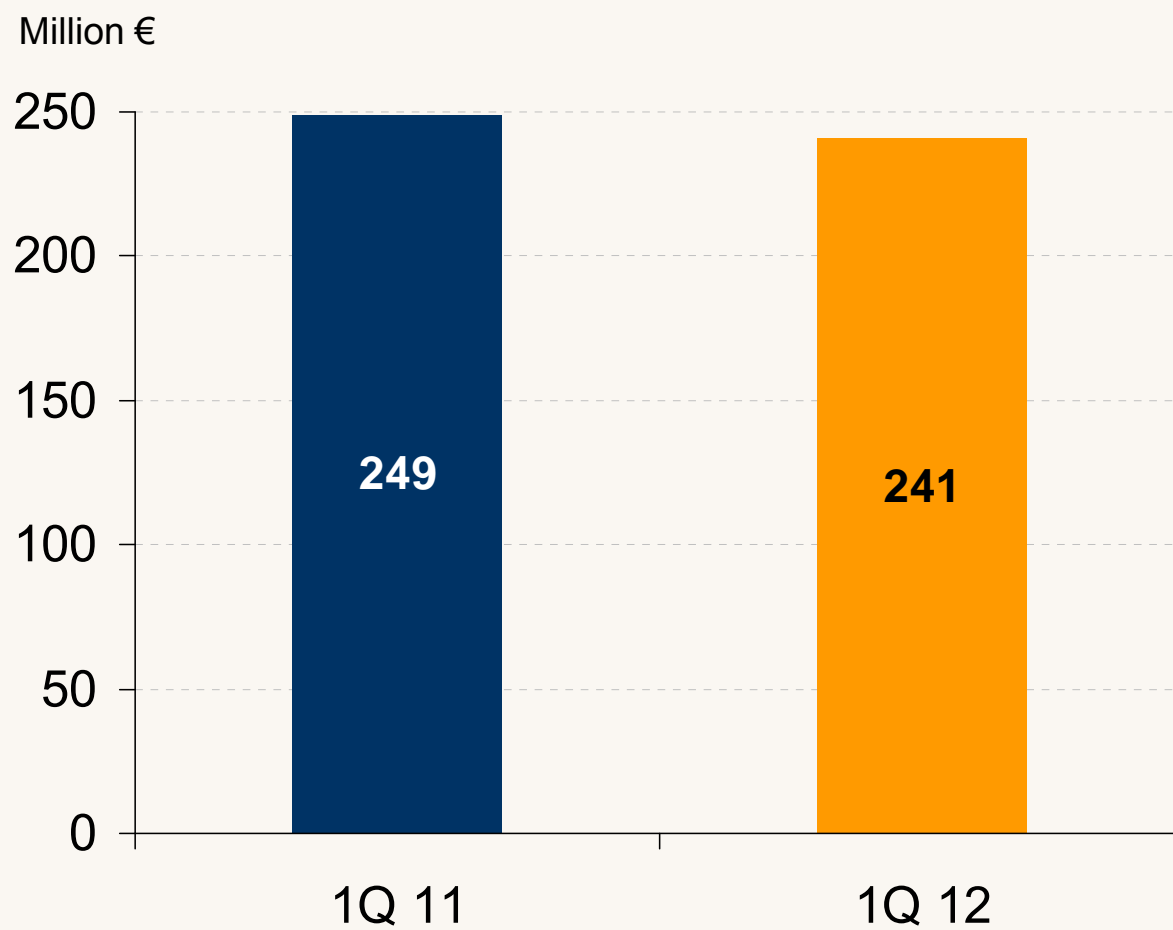
1Q 2012 Downstream

CCS Adjusted Operating Income



Gas Natural

Adjusted Operating Income



Agenda



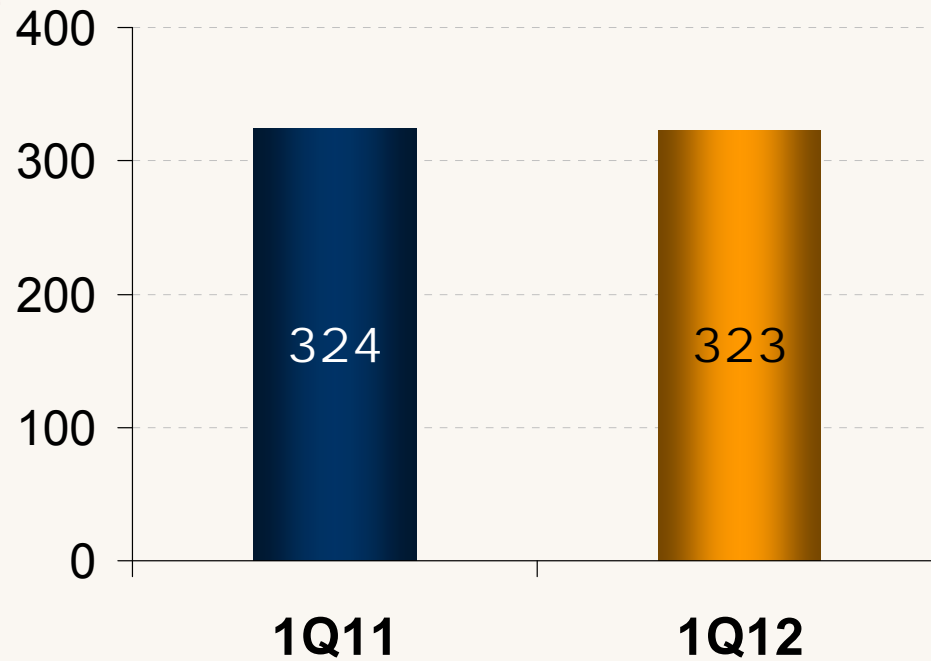
1. YPF Update
2. Concerns Post YPF expropriation
3. 1Q 2012 Results
- 4. Operational activity**
5. Strategic Plan pillars

Operational activity

Upstream: Production



kboed



Main Factors:

● Libya

● G&M

Operational activity

Upstream: Main Development Projects



Bolivia

Margarita-Huacaya

- ✓ Start-up last week
- ✓ Ramping up to 9 Mm³/d
- ✓ Phase II in development
(In 18 months up to 15 Mm³/d)

Sabalo field

- ✓ 3rd train started in February
- ✓ Production up to 22.1 Mm³/d
- ✓ Net Production 1.46 Mm³/d

Perú

Kinteroni

- ✓ First gas 4Q 2012 as planned
- ✓ Gross Production 5 Mm³/d

Brazil

Sapinhoa (Formerly Guará)

- ✓ 4 Wells drilled an 2 on-going
- ✓ Production start-up 1Q2013
- ✓ 2nd FPSO already signed for production expected in 2015

Organic growth projects carried out on time and on budget

Operational activity

Upstream: Exploratory activity



Brazil

- Appraisal work later in 2012 in Pao de Açucar (Campos 33 basin)^(*)

Alaska

- 2 wells drilled (Kachemach and Qugruk). Information provided under evaluation

Cuba & Guyana

- Wells progressing in depth. Results by the end of May / June

Seismic

- Portugal, Indonesia and Alaska already completed
- Remaining activity concentrated in US and Algeria

Acreage

- 6 new concessions awarded in Norway
- 3 new licenses in West Siberia area

Around 20 additional exploratory wells to be drilled in the remaining of 2012

^(*) Pao de Açucar one of the world's three largest finds in 2012

Agenda



1. YPF Update
2. Concerns Post YPF expropriation
3. 1Q 2012 Results
4. Operational activity
- 5. Strategic Plan pillars**

Strategic Plan pillars



- ❖ Upstream organic growth above sector average
- ❖ Enhanced profitability \leftrightarrow Rebalanced portfolio
- ❖ Self-financing plan / Strong balance sheet
- ❖ Competitive shareholder remuneration
- ❖ Compensation value of YPF pursued

First Quarter 2012 Results

WEBCAST – CONFERENCE CALL

May 10th, 2012

Miguel Martínez
CFO

