



Antena 3

Analyst & Investor Day

London, Oct. 27th 2006

FINANCIAL RESULTS 9m 2006

Silvio González, Chief Operating Officer

Legal Notice



The information contained in this presentation has not been independently verified and is, in any case, subject to negotiation, changes and modifications.

None of the Company, its shareholders or any of their respective affiliates shall be liable for the accuracy or completeness of the information or statements included in this presentation, and in no event may its content be construed as any type of explicit or implicit representation or warranty made by the Company, its shareholders or any other such person. Likewise, none of the Company, its shareholders or any of their respective affiliates shall be liable in any respect whatsoever (whether in negligence or otherwise) for any loss or damage that may arise from the use of this presentation or of any content therein or otherwise arising in connection with the information contained in this presentation. You may not copy or distribute this presentation to any person.

The Company does not undertake to publish any possible modifications or revisions of the information, data or statements contained herein should there be any change in the strategy or intentions of the Company, or occurrence of unforeseeable facts or events that affect the Company's strategy or intentions.

This presentation may contain forward-looking statements with respect to the business, investments, financial condition, results of operations, dividends, strategy, plans and objectives of the Company. By their nature, forward-looking statements involve risk and uncertainty because they reflect the Company's current expectations and assumptions as to future events and circumstances that may not prove accurate. A number of factors, including political, economic and regulatory developments in Spain and the European Union, could cause actual results and developments to differ materially from those expressed or implied in any forward-looking statements contained herein.

The information contained in this presentation does not constitute an offer or invitation to purchase or subscribe for any ordinary shares, and neither it nor any part of it shall form the basis of or be relied upon in connection with any contract or commitment whatsoever.

Antena 3 Group

Financials (IFRS)



€ mill	9M06	9M05	<u>YoY</u>
Net Revenues	722.8	713.9	1.2%
EBITDA	244.3	254.4	-4.0%
<i>EBITDA margin</i>	33.8%	35.6%	
Net profit	216.2	156.7	37.9%
<i>Net Profit margin</i>	29.9%	22.0%	

Source: Antena 3

Antena 3 Group

Cost Structure (IFRS) including Unipublic



€ mill	9M06	9M05	<u>YoY</u>
Programming Costs & other consumptions	221.3	204.5	8.2%
Personnel Costs	111.8	108.9	2.7%
Author Rights	24.8	23.3	6.5%
Other Costs	120.6	122.8	-1.8%
Total OPEX	478.5	459.5	4.1%

Source: Antena 3

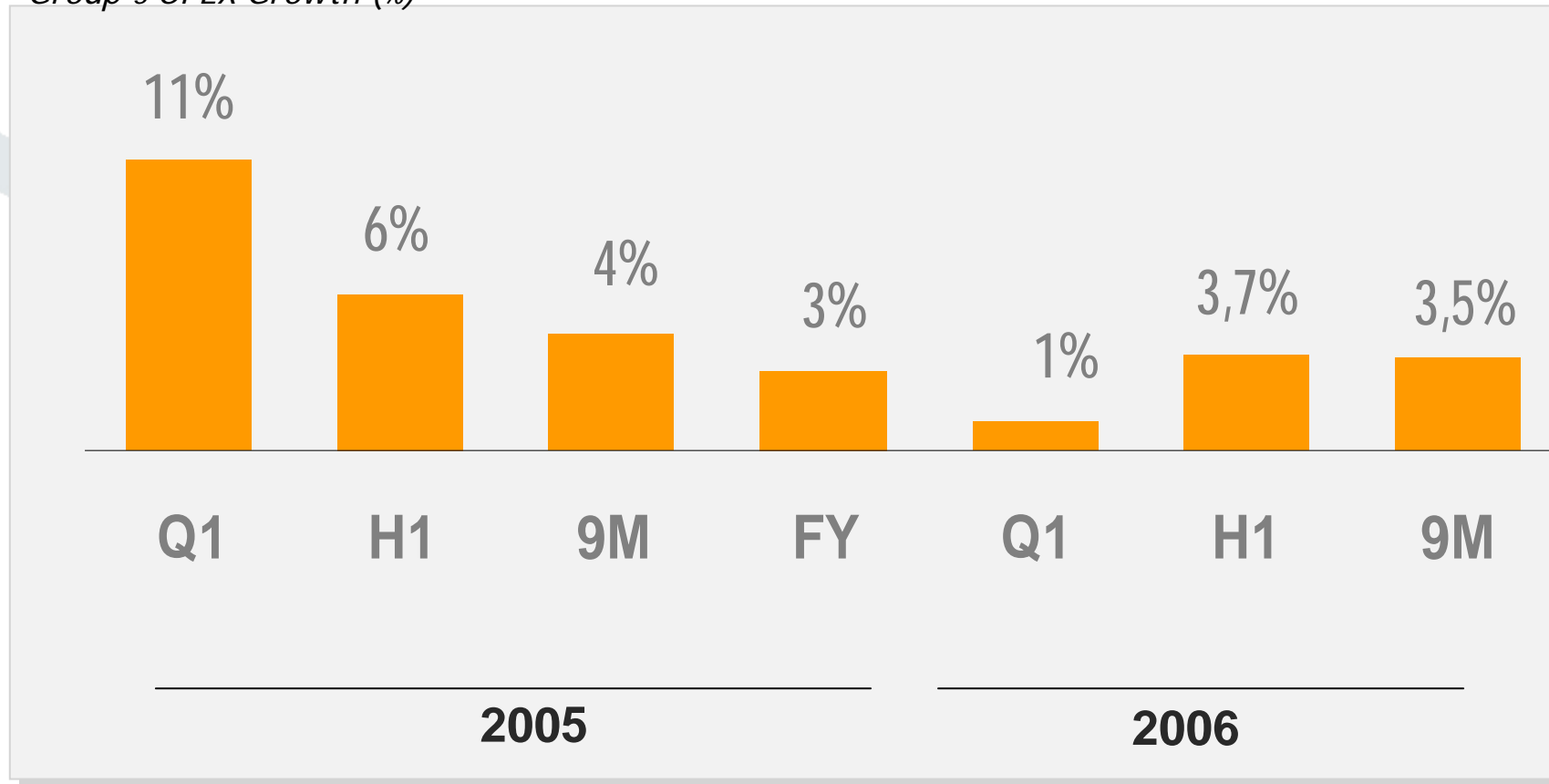
Cost performance

Meeting our initial cost control targets



- ➔ Accumulated cost performance figures show the success of A3 Group's cost containment policy

Group's OPEX Growth (%)



Source: Antena 3

*Like for like comparison. Does not include Unipublic

Antena 3 Group

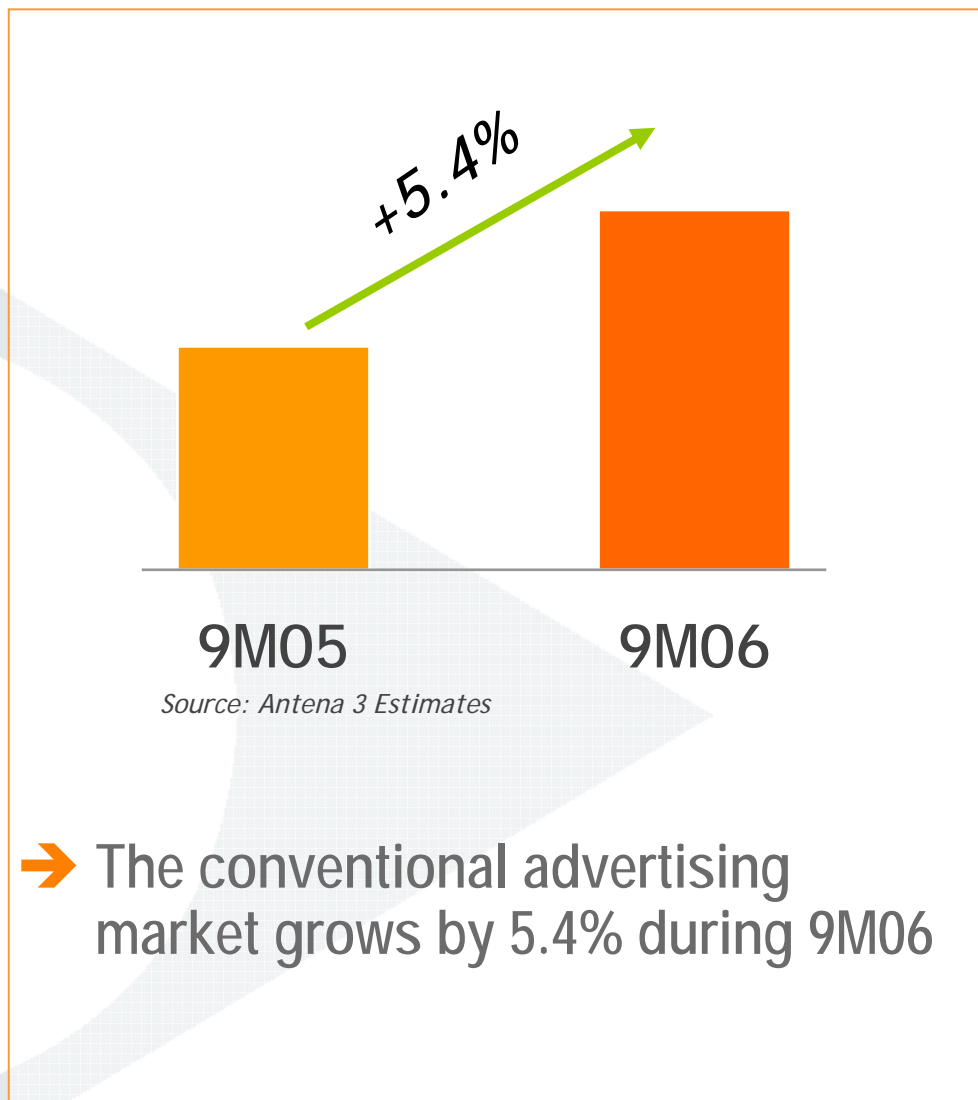
Cash Flow Statement (€ mill)



Profit Before Taxes	292,8
Reconciliation of profit to cash flow from operations	(26,1)
(Increase)/Decrease in Working Capital	(25,9)
Extraordinary Payments	(190,1)
Income tax received/(paid)	(14,0)
CASH FLOW FROM OPERATIONS	36,7
Investments	(18,2)
Disposals	65,9
CASH FLOW FROM INVESTMENT ACTIVITIES	47,7
Cash financial (costs)/incomes	(17,7)
Dividends payed	(93,9)
Purchase of Treasury Shares	(4,4)
CASH FLOW FROM FINANCING ACTIVITIES	(116,1)
<u>Increase/(Decrease) of cash during the period</u>	<u>(31,7)</u>
<u>Initial Cash Position (31/12/05)</u>	<u>137,5</u>
<u>NET CASH/(DEBT) AT PERIOD END</u>	<u>105,8</u>

Antena 3 Group

Advertising market overview



Ad market performance 9M06 vs 9M05	
TV	7.0%
Radio	3.0%
Internet	22.1%
Cinema	1.0%
Free Press	12.0%
Newspaper	3.8%
Magazines	0.5%
Outdoor	-1.3%
Sunday supplement	1.4%

Source: Antena 3 Estimates



Television

Financials (Spanish GAAP)

€ mill	9M06	9M05	<u>YoY</u>
Net Revenues	623.2	608.4	2.4%
EBITDA	229.0	232.9	-1.7%
<i>EBITDA margin</i>	<i>36.8%</i>	<i>38.3%</i>	
Net profit	209.6	138.9	50.9%
<i>Net Profit margin</i>	<i>33.6%</i>	<i>22.8%</i>	

Source: Antena 3



Television Revenues

Financials (Spanish GAAP)

€ mill	9M06	9M05	<u>YoY</u>
Gross advertising sales	601.9	582.0	3.4%
Discounts	-27.5	-23.4	17.5%
Net advertising sales	574.4	558.5	2.8%
Other net revenues	48.8	49.8	-2.1%
Total Net Revenues	623.2	608.4	2.4%

Source: Antena 3



Television Costs

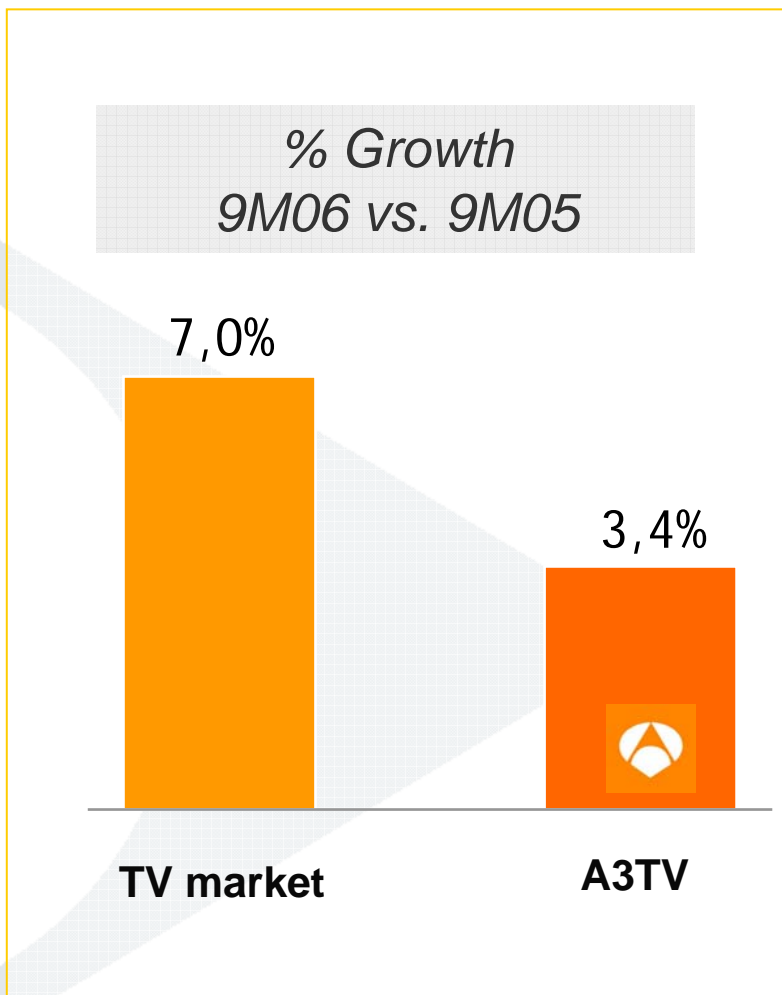
Financials (Spanish GAAP)

€ mill	9M06	9M05	<u>YoY</u>
Programming Costs	211.5	194.9	8.5%
Personnel Costs	76.9	76.5	0.5%
Author Rights	22.6	21.3	6.0%
Other Costs	83.1	82.8	0.5%
Total OPEX	394.1	375.5	5.0%

Source: Antena 3



Television Advertising Market



Source: Antena 3 Estimates

Sector	Weight ¹	YoY
Food	16%	1.8%
Automotive	15%	4.9%
Beauty&Hygiene	12%	12.0%
Culture&Education	10%	26.7%
Finance	7%	16.9%
Telecoms&Internet	7%	-13.0%
Retail distribution	6%	12.3%
Beverages	6%	2.3%

¹ Weight according to Total TV. Adults

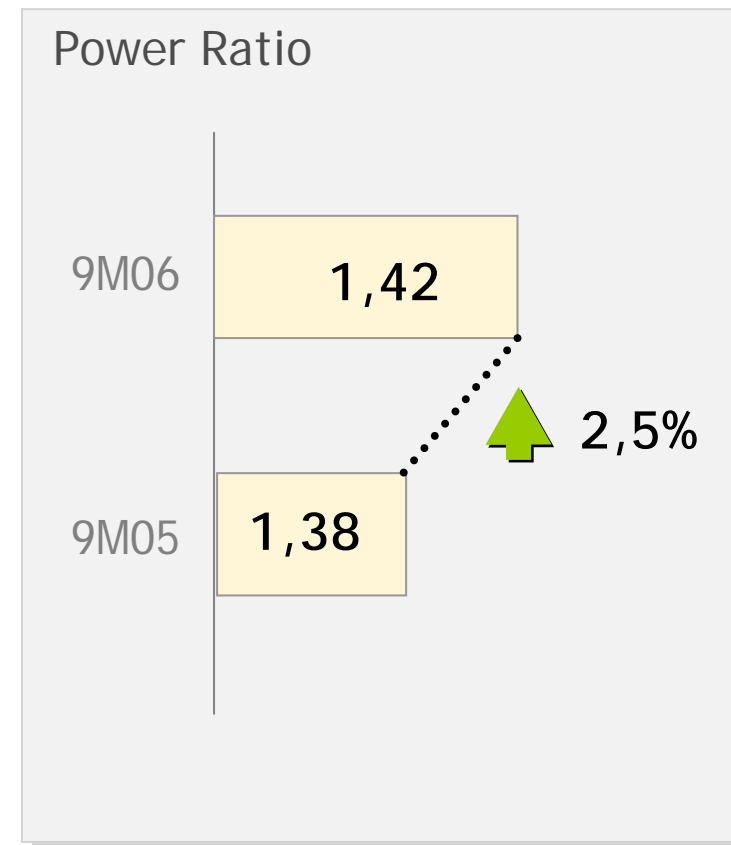
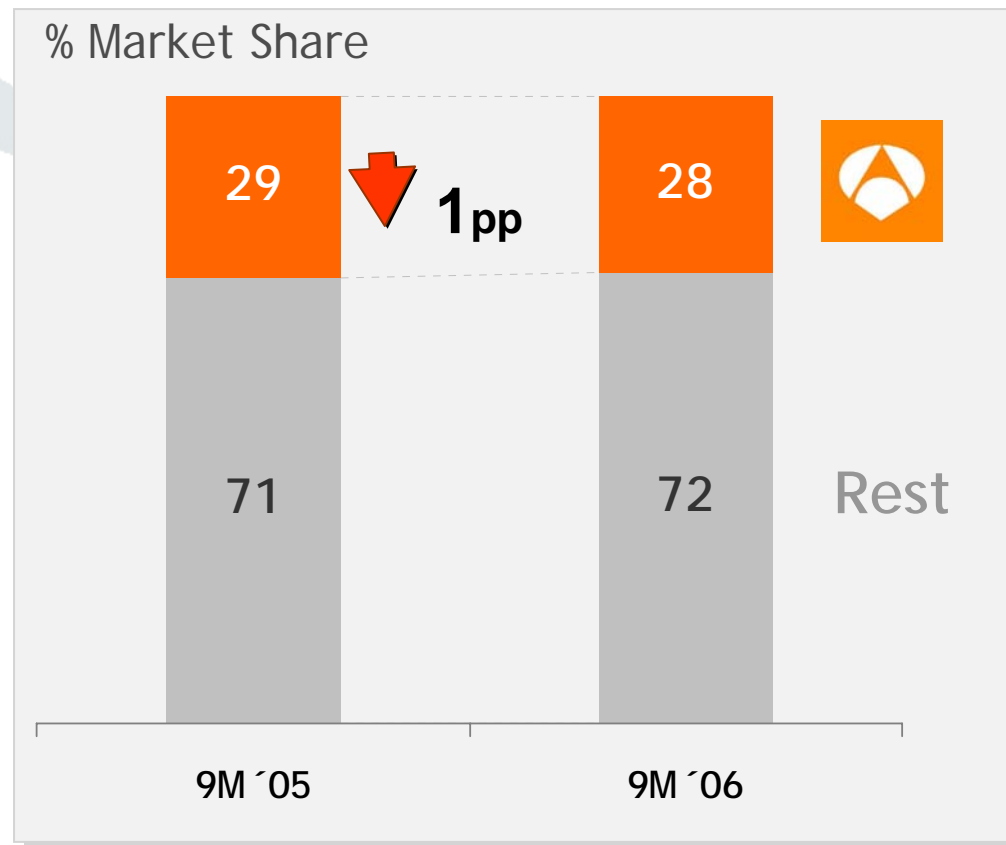
Source: A3 Estimates

Television

Advertising market

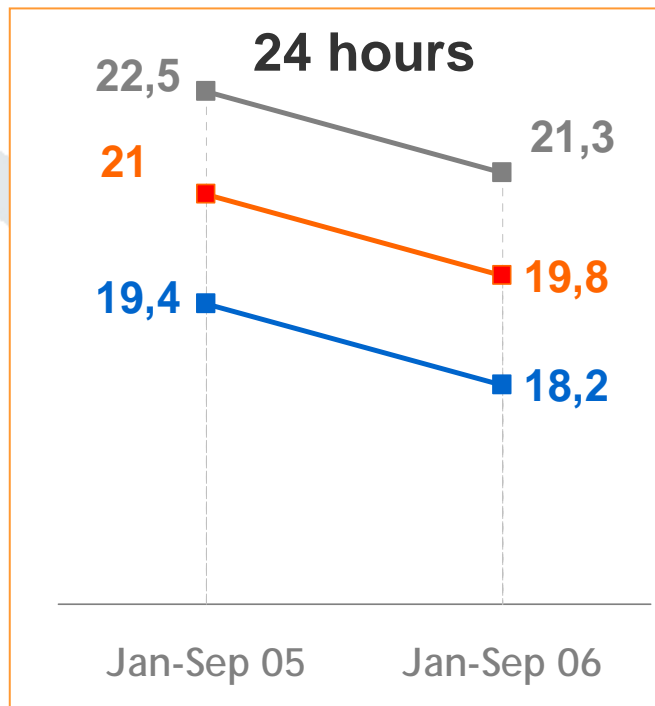


→ A3TV defends its ad market share and increases further its power ratio

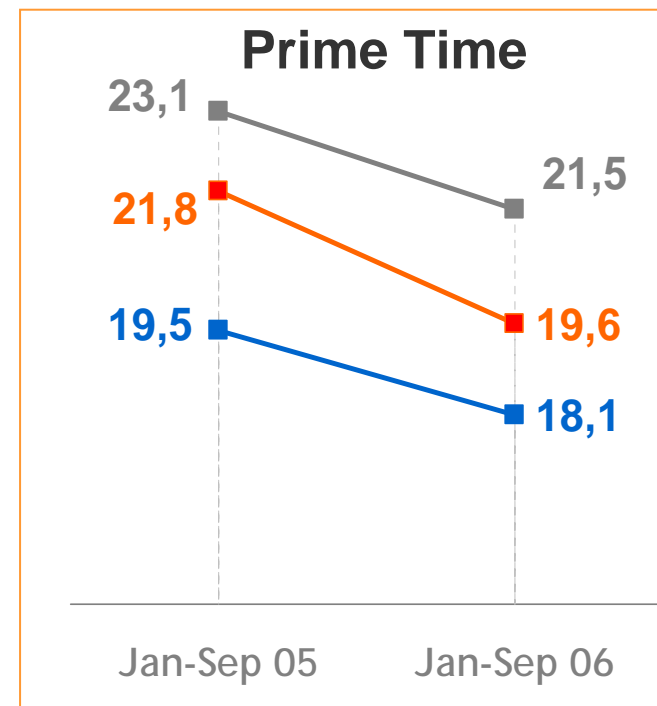


Audience Performance

All Individuals



↓ -1.2



↓ -2.2

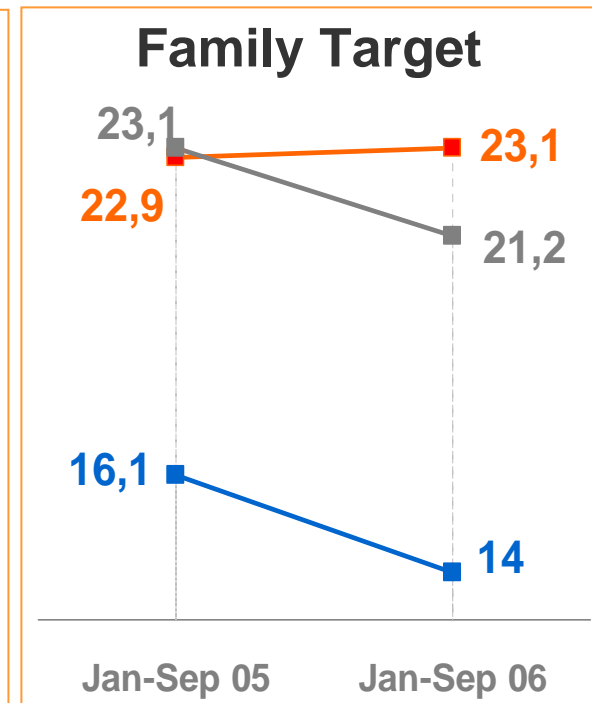
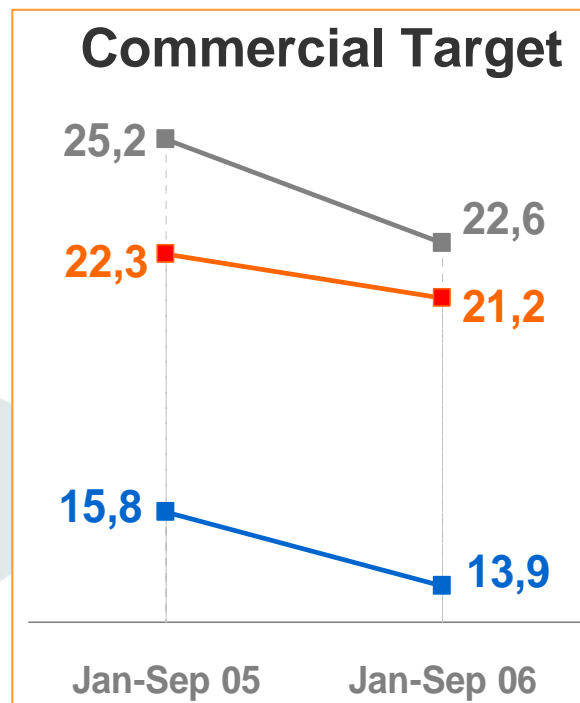
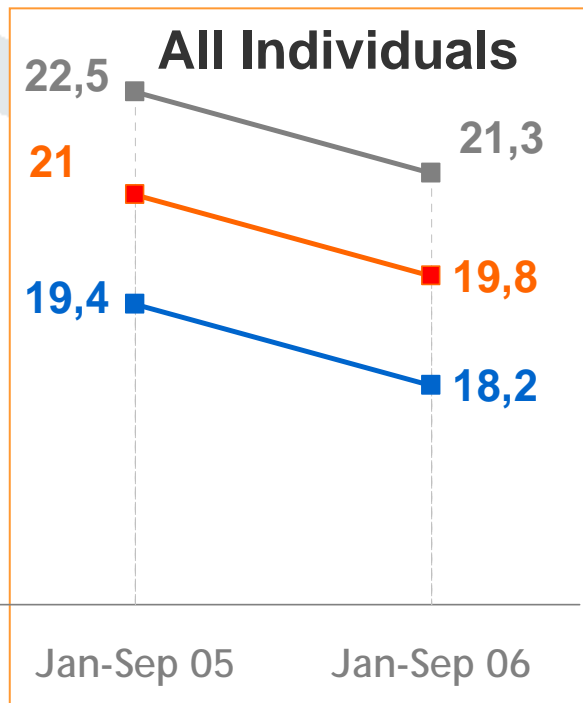

Source: Sofres

Audience Performance

24 Hours



→ A3TV performs well in the Family Target, consistent with its content strategy



↓ -1.2

↓ -1.1

↑ +0.2

Source: Sofres

Television

Content Mix




➔ Telenovelas (Latin America Soap Operas), an important audience driver in past, suffered a performance decline in recent months



Fuente: TNSofres, Media Enero-Septiembre '06, Total día,

RADIO

Highlights



- ✓ Record year on an Ebitda level
- ✓ Increase Ebitda margin (22,9% vs 19,9%)
- ✓ Effective cost control policy (-1,1%)
- ✓ Impressive increase of Net Profit (+ 82,3%)
- ✓ Integration of the local sales team in ATRESadvertising
- ✓ Increase of music formula audience



Radio

Financials (Spanish GAAP)

€ mill	9M06	9M05	<u>YoY</u>
Net Revenues	71.7	69.8	2.7%
EBITDA	16.4	13.9	18.0%
<i>EBITDA margin</i>	<i>22.9%</i>	<i>19.9%</i>	
Net profit	11.8	6.5	82.3%
<i>Net Profit margin</i>	<i>16.4%</i>	<i>9.3%</i>	

Source: Antena 3

Contribution Other Subsidiaries

Financials (IFRS)



€ mill	9M06**	9M05*	YoY
Net Revenues	35.3	46.4	-23.9%
EBITDA	-1.7	8.4	<i>n/a</i>
<i>EBITDA margin</i>	<i>n/a</i>	<i>18.1%</i>	
Net profit	-3.0	7.2	<i>n/a</i>
<i>Net Profit margin</i>	<i>n/a</i>	<i>15.4%</i>	

Source: Antena 3

Contribution to consolidated group

* 9M5 Mainly includes Movierecord, Ensueño Films and Antena 3 Editorial (Unipublic one month)

** 9M06 Mainly includes Movierecord, Ensueño Films, Antena 3 Editorial and Unipublic

Movierecord and Unipublic



€ mill

Movierecord

Unipublic

Net Revenues

12.7

18.9

EBITDA

-0.3

-0.9

EBITDA margin

n/a

n/a

Net Profit

-0.5

-1.3

Net Profit margin

n/a

n/a

Source: Antena 3. Contribution of Movierecord and Unipublic to the Consolidated P&L Account

Financial results 3Q06



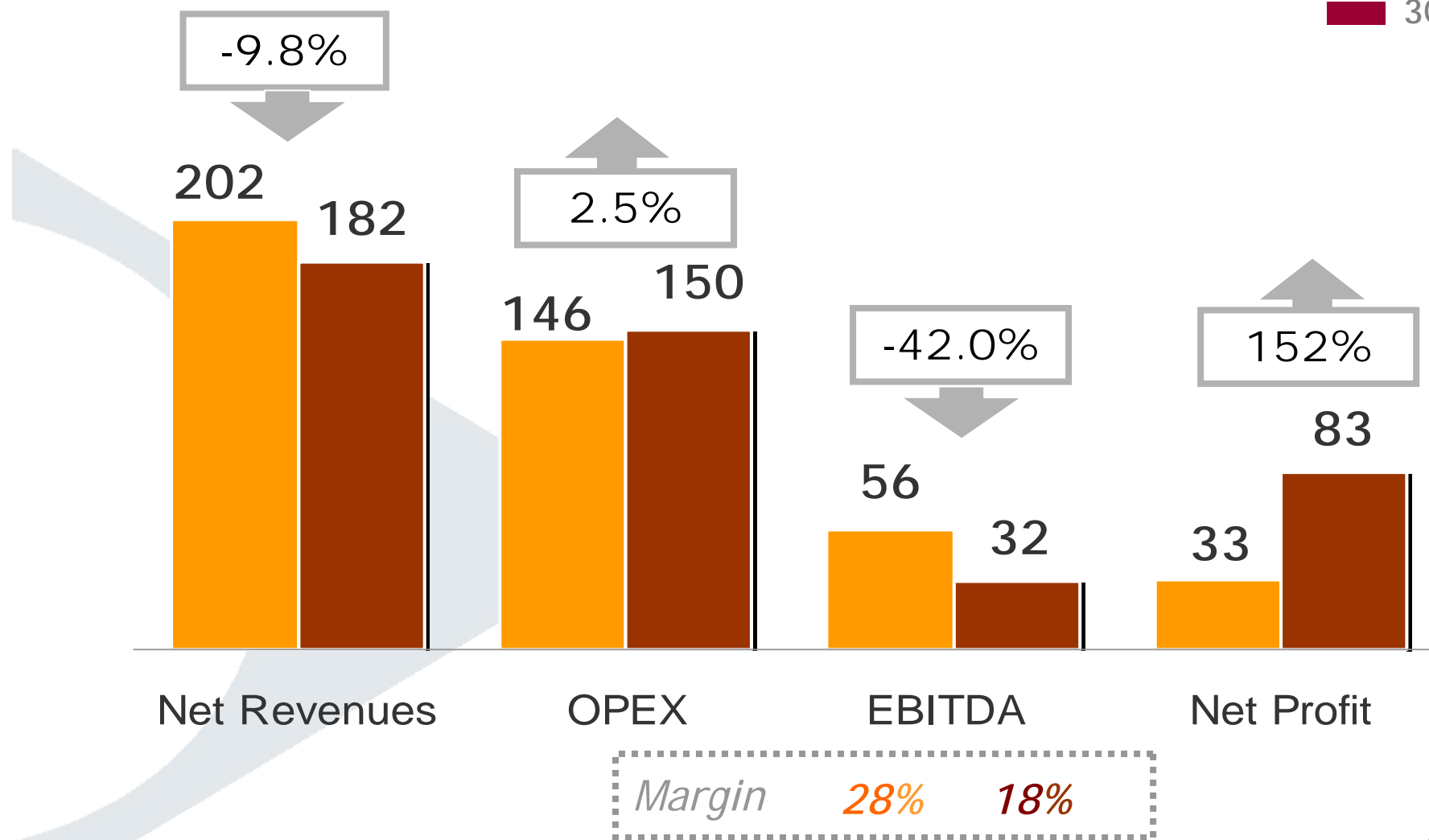
BACK-UP SLIDES

Consolidated Group (IFRS)

Financial Results 3Q06 € mill.



3Q05
3Q06



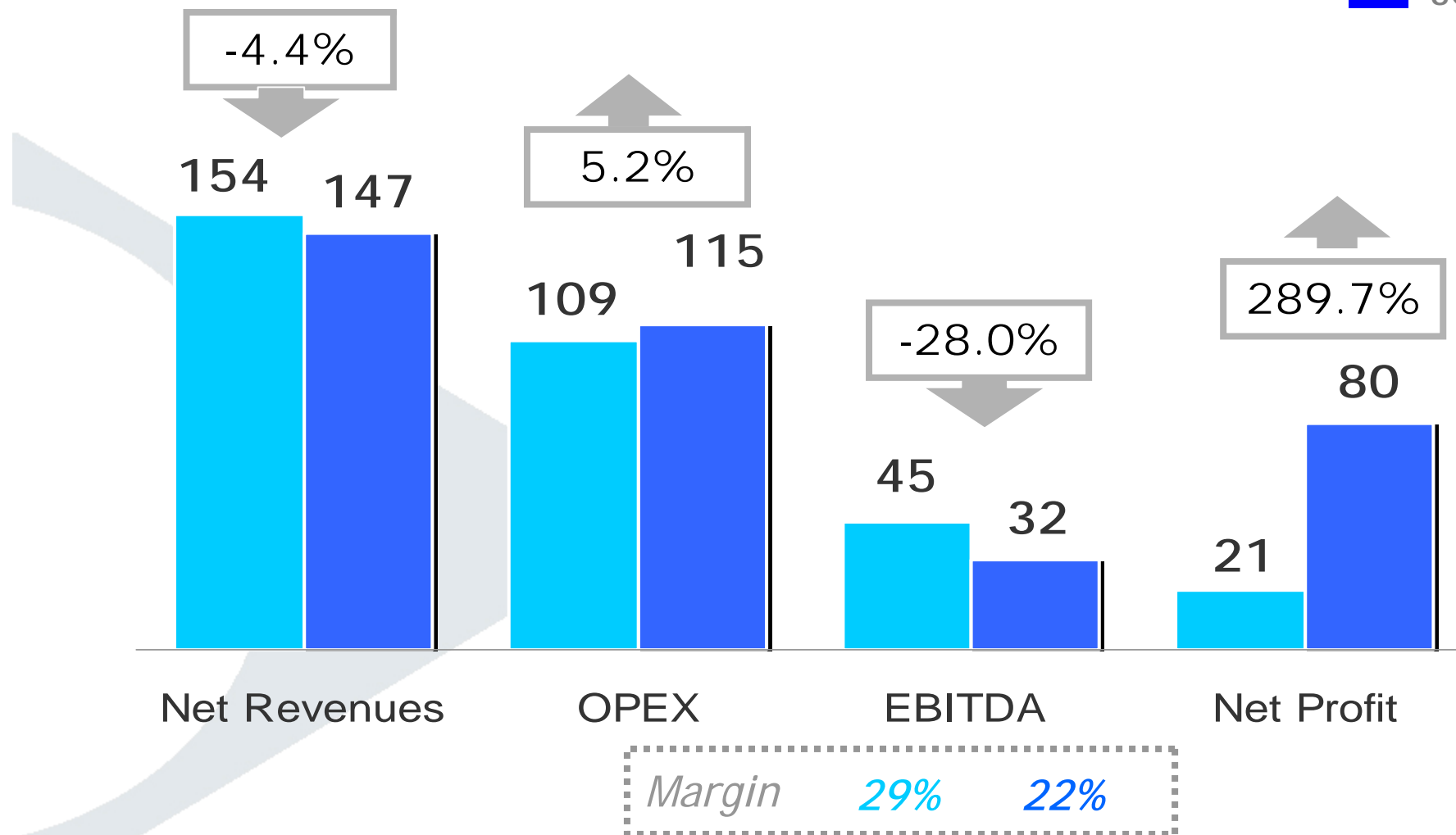
Source: Antena 3 TV

Television

Financial Results 3Q06 in € mill.



3Q05
3Q06



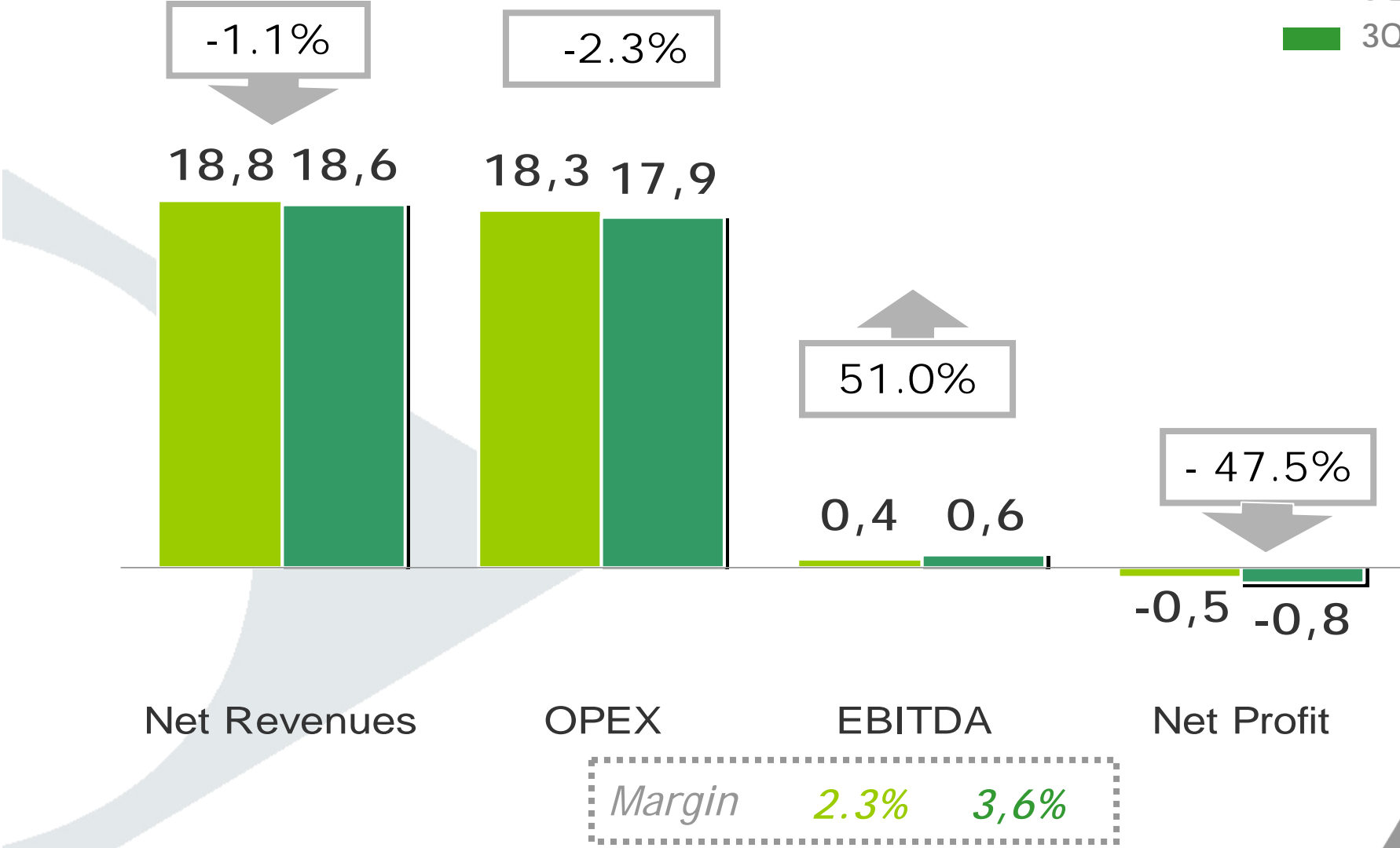
Source: Antena 3 TV

Radio



Financial Results 3Q06 in € mill.

3Q05
3Q06



Source: Antena 3 TV