



ACS

ACTIVIDADES DE CONSTRUCCIÓN Y SERVICIOS



Results Presentation

1Q 2017

May 12th 2017

Executive Summary

OPERATING OUTPERFORMANCE

Δ 11% Sales & EBIT **recovery in CIMIC & margins stability**

NET PROFIT GROWTH in the HIGH END TARGET

Δ 12.6% like-for-like* Net Profit

INVESTMENT GRADE CREDIT RATING OBTAINED

1.7 €bn Net Debt

0.7x annualized EBITDA

ROBUST BACKLOG ACROSS ACTIVITIES

Solid commercial performance + positive impact of recent integrations

* Excluding F/X effect and Urbaser contribution in 2016

Key performance indicators 1Q 2017

		Var.	Var. PRO-FORMA*
SALES	8,357 €mn	+11.2%	+7.1%
EBITDA	621 €mn	+17.4%	+13.1%
EBIT	446 €mn	+11.1%	+7.3%
NET PROFIT	233 €mn	+6%	+12.6%
NET DEBT	1,695 €mn	-55.9%	-45.7%
BACKLOG	68.1 €bn	+15%	+9.9%

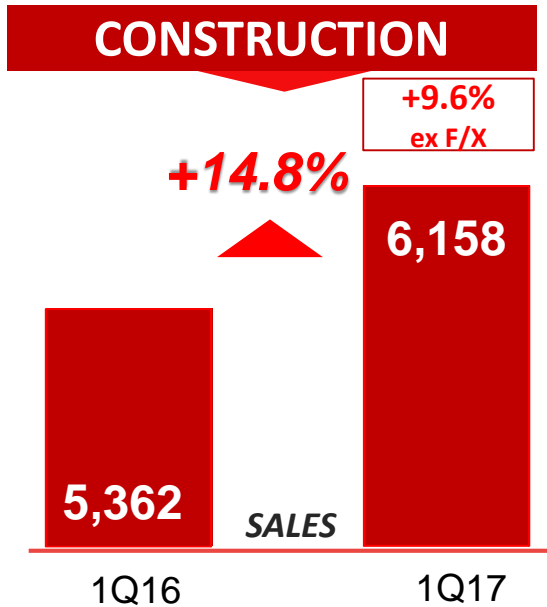
* Excluding F/X effect and Urbaser contribution in 2016

1Q 17 - Results Presentation

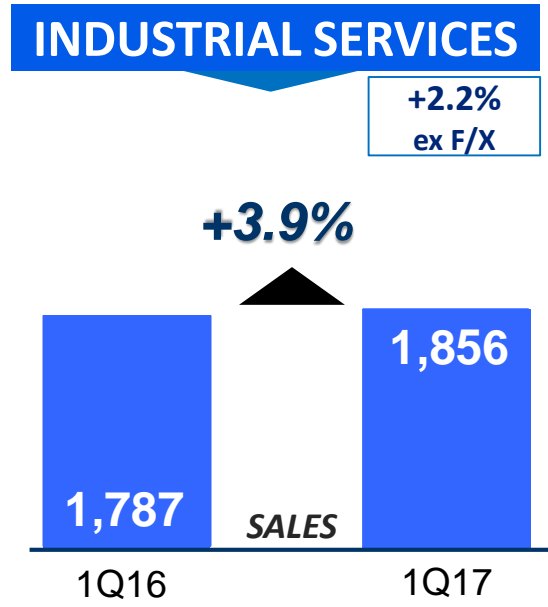


Strong top line performance

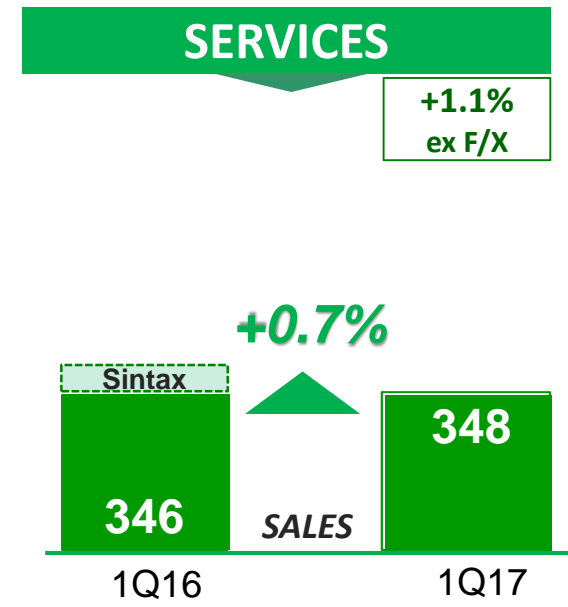
Figures in € million



- Strong activity recovery in **CIMIC** (+26% vs mar-16)
- Good performance in **Dragados** and **HOTAmerica**
- Upward trend in **HOTEurope**



- Strong international activity, in particular **Asia Pacific** and **Rest of Europe**
- Sales stabilization in the domestic market

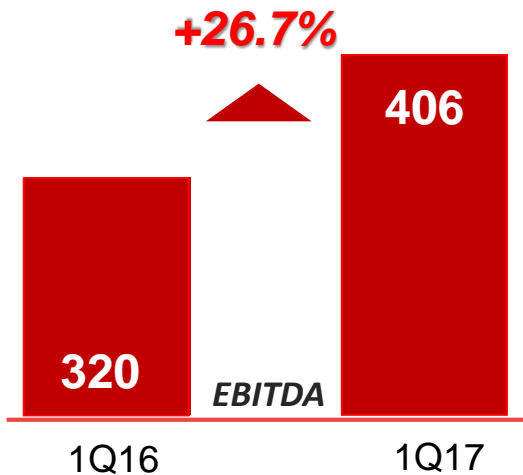


- Slight growth in **Clece**
- Impact of the disposal of **Syntax** (logistic activity)
- **Urbaser** restated as discontinued operations in the prior period

Sustainable operating margins

Figures in € million

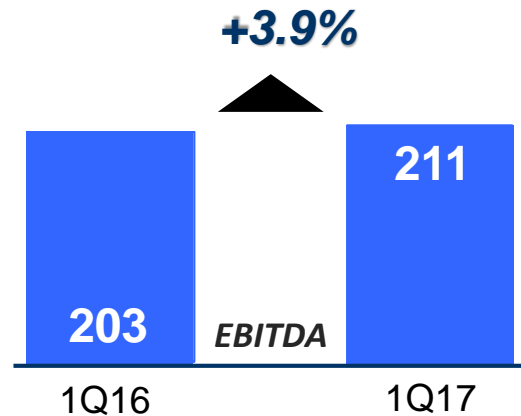
CONSTRUCTION



6.0% margin **6.6%**

- +60bp increase due to higher growth rates in high margins businesses

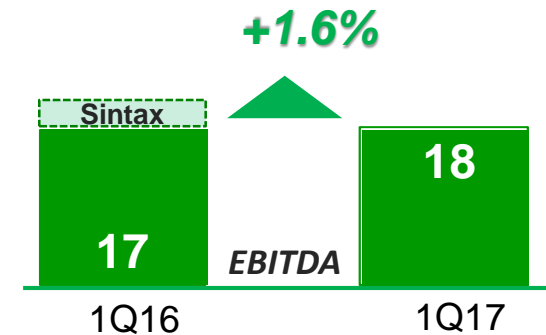
INDUSTRIAL SERVICES



11.4% margin **11.4%**

- Stable margins in a like for like basis

SERVICES



5.0% margin **5.1%**

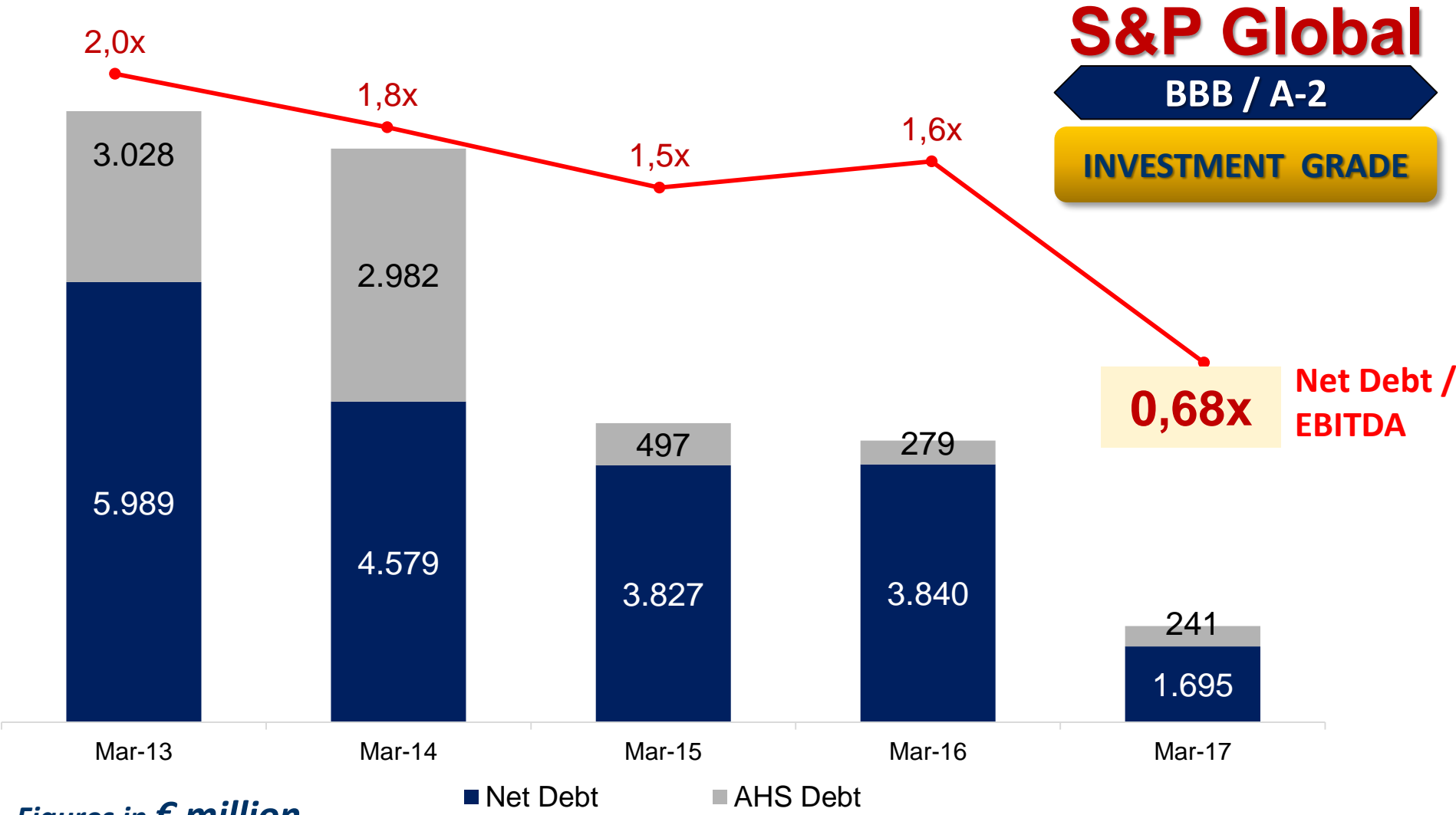
- Margin in Clece remains stable

Net Profit breakdown by activity

Figures in € million

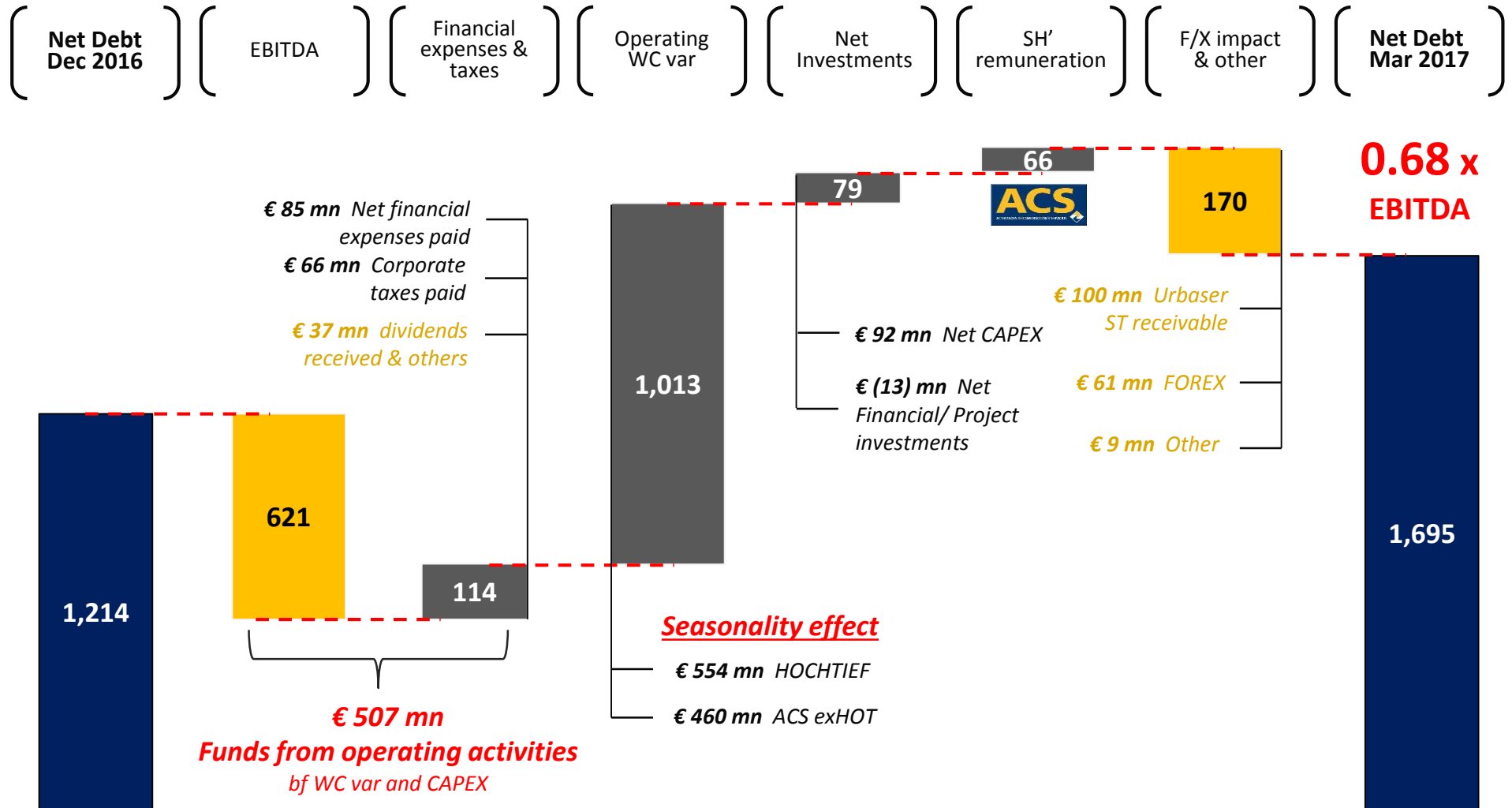
	3M16	3M17	Variation
Construction	72	91	+29.8%
Industrial Services	113	119	+4.6%
Services	23	12	-45.1 %
Corporation	11	10	
Reported Net Profit	220	233	+6.0%
<i>Adjustments</i>			
(-) F/X impact		(5)	
(-) Urbaser contribution	(17)		
Like-for-like Net Profit	203	228	+12.6%

Drastic de-leveraging enables stable credit rating



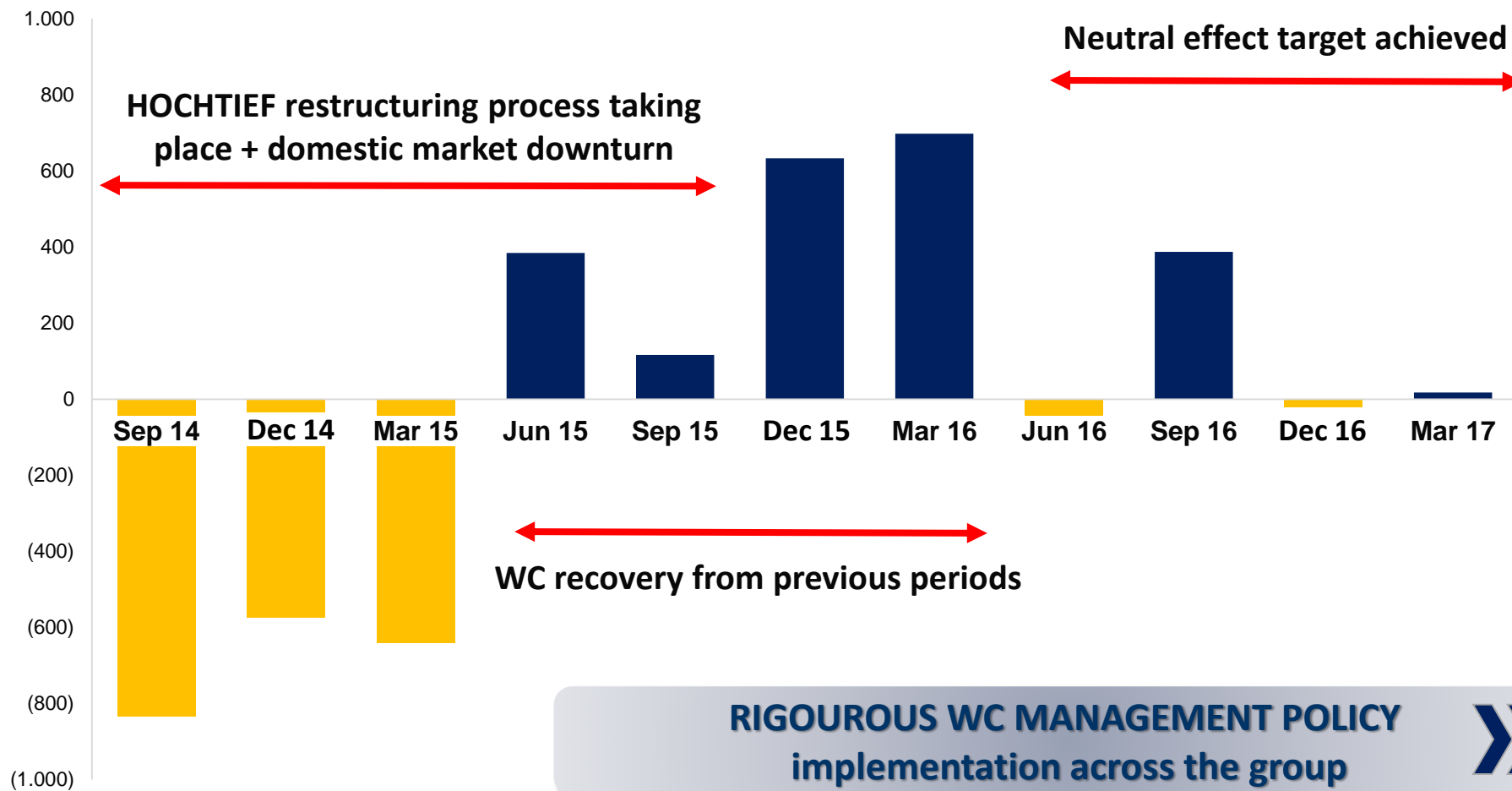
Figures in € million

1Q 2017 Net Debt Evolution



Deseasonalized operating WC variation (LTM evolution)

Figures in € million



*

Robust order intake...

As of March 31th 2017

LTM var

LTM var ex F/X impact

BACKLOG

68,092 €mn

+15%

+9,9%

35%

€ 24,029 mn

+18.9%



18%

€ 12,215 mn

+3.2%

38%

€ 26,197 mn

+15.4%

7%

€ 4,809 mn

+35.6%

1%

€ 842 mn

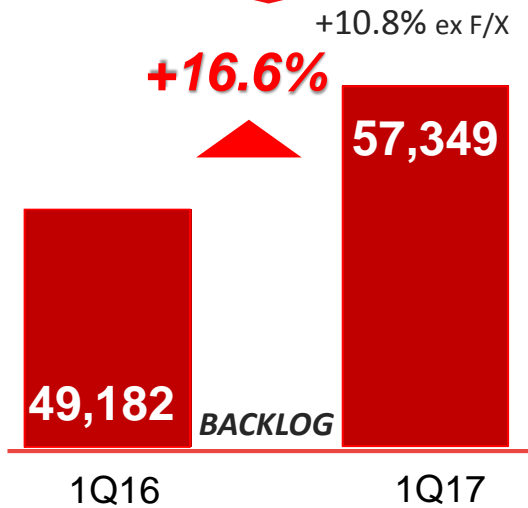
-6.1%

LTM growth

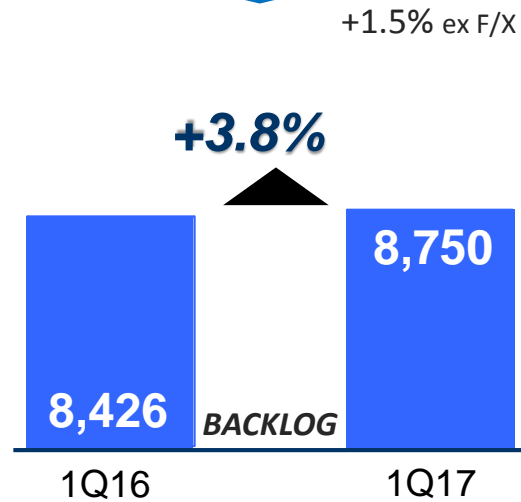
...across activities

Figures in € million

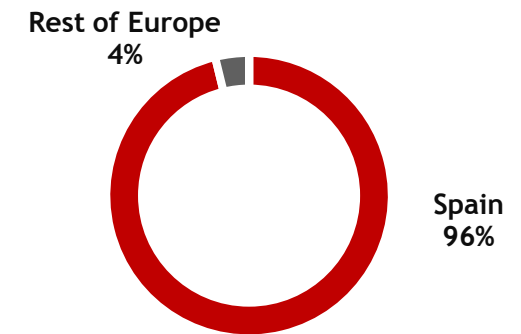
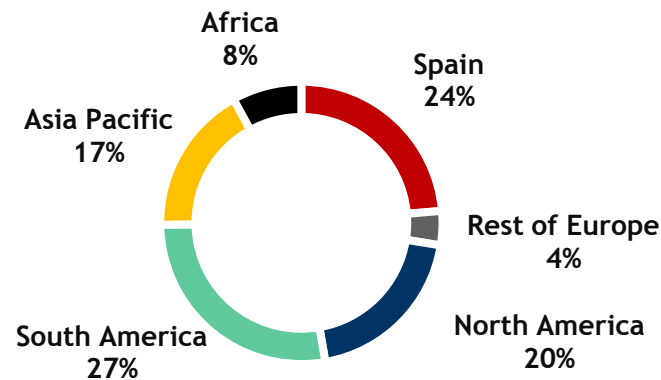
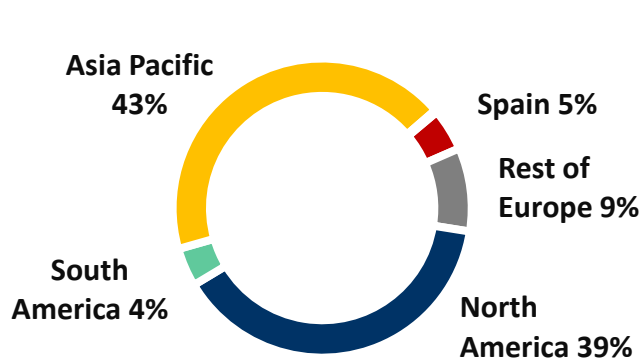
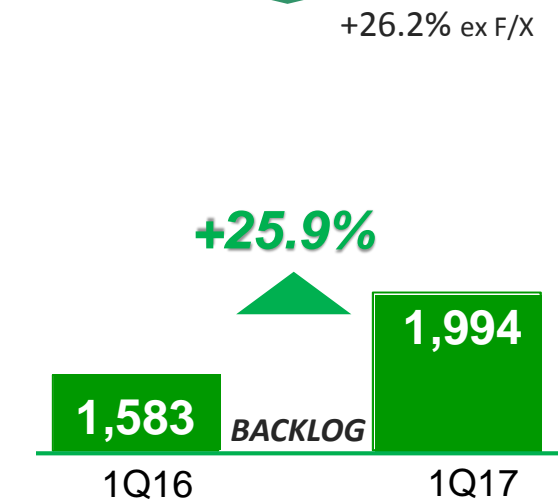
CONSTRUCTION



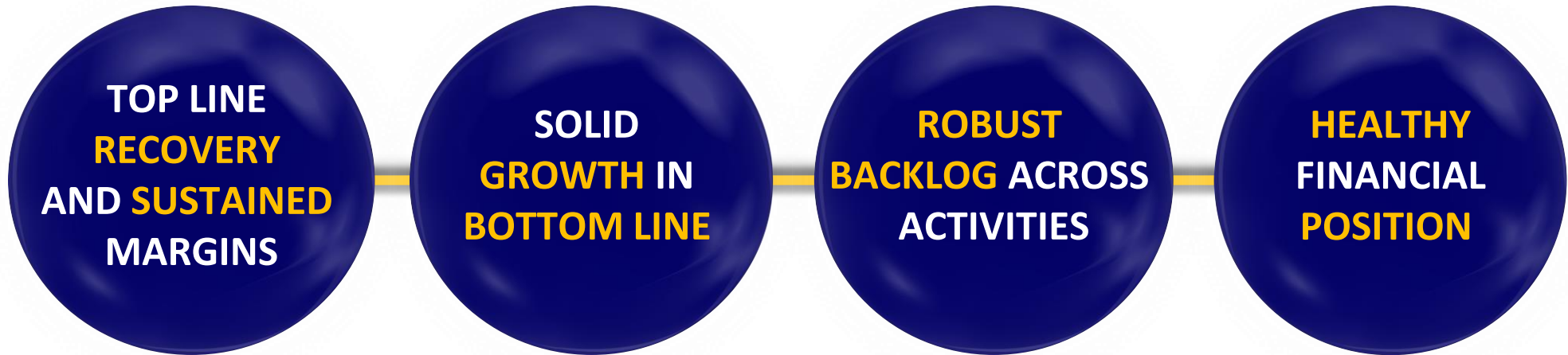
INDUSTRIAL SERVICES



SERVICES



Ready to grow and face future challenges



READY TO DELIVER 2017-18 TARGETS



Legal Disclaimer

This document contains forward-looking statements on the intentions, expectations or forecasts of Grupo ACS or its management at the time the document was drawn up and in reference to various matters including, among others, its customer base, its performance, the foreseeable growth of its business lines and its overall turnover, its market share, the results of Grupo ACS and other matters relating to the Group's activities and current position. These forward-looking statements or forecasts can in some cases be identified by terms such as "expectation", "anticipation", "proposal", "belief" or similar, or their corresponding negatives, or by the very nature of predictions regarding strategies, plans or intentions.

Such forward-looking statements or forecasts in no way constitute, by their very nature, guarantees of future performance but are conditional on the risks, uncertainties and other pertinent factors that may result in the eventual consequences differing materially from those contained in said intentions, expectations or forecasts.

ACS, Actividades de Construcción y Servicios, S.A. does not undertake to publicly report on the outcome of any revision it makes of these statements to adapt them to circumstances or facts occurring subsequent to this presentation including, among others, changes in the business of the company, in its strategy for developing this business or any other possible unforeseen occurrence. The points contained in this disclaimer must be taken fully into account by all persons or entities obliged to take decisions or to draw up or to publish opinions on securities issued by Grupo ACS and, in particular, by the analysts and investors reading this document. All the aforesaid persons are invited to consult the public documentation and information that Grupo ACS reports to or files with the bodies responsible for supervising the main securities markets and, in particular, with the National Securities Market Commission (CNMV in its Spanish initials).

This document contains financial information drawn up in accordance with International Financial Reporting Standards (IRFS). The information has not been audited, with the consequence that it is not definitive information and is thus subject to possible changes in the future.