



TECNICAS REUNIDAS

**Juan Lladó**  
**CEO**

**First quarter 2007**  
**Results Presentation**

*10<sup>th</sup> of May 2007*

# Disclaimer



TECNICAS REUNIDAS

**This document has been prepared by Tecnicas Reunidas, S.A. (the Company) solely for use at presentations held in connection with the announcement of the Company's results for the first quarter results of 2007.**

**This document contains forward-looking statements of the Company and/or its management. These forward-looking statements, such as statements relating to the Company's or management's intent, belief or current expectations of the future growth in the Company's business and capital expenditure in the oil and gas industry in general, are subject to risks and variables that are beyond the Company's control and that could materially and adversely affect the outcome and financial effects of the facts expressed, implied or projected herein.**

**The Company is under no obligation to update or keep current the information contained in this presentation, including any looking forward-statements, or to correct any inaccuracies that may later become apparent.**

**No representation or warranty, express or implied, is made as to, and no reliance should be placed on, the fairness, accuracy, completeness or correctness of the information or opinions contained herein. None of the Company or any of its affiliates, advisors or representatives shall have any liability whatsoever for any loss arising from any use of this document, or its contents, or otherwise arising in connection with this document.**

**This document is only provided for information purposes and does not constitute, nor may it be interpreted as, an offer to sell or exchange or acquire, or solicitation for offers to purchase any share in the Company. Any decision to buy or invest in shares in relation to a specific issue must be made on the basis of the information contained in the relevant prospectus filed by the Company in relation to such specific issue.**

## ➤ BUSINESS HIGHLIGHTS

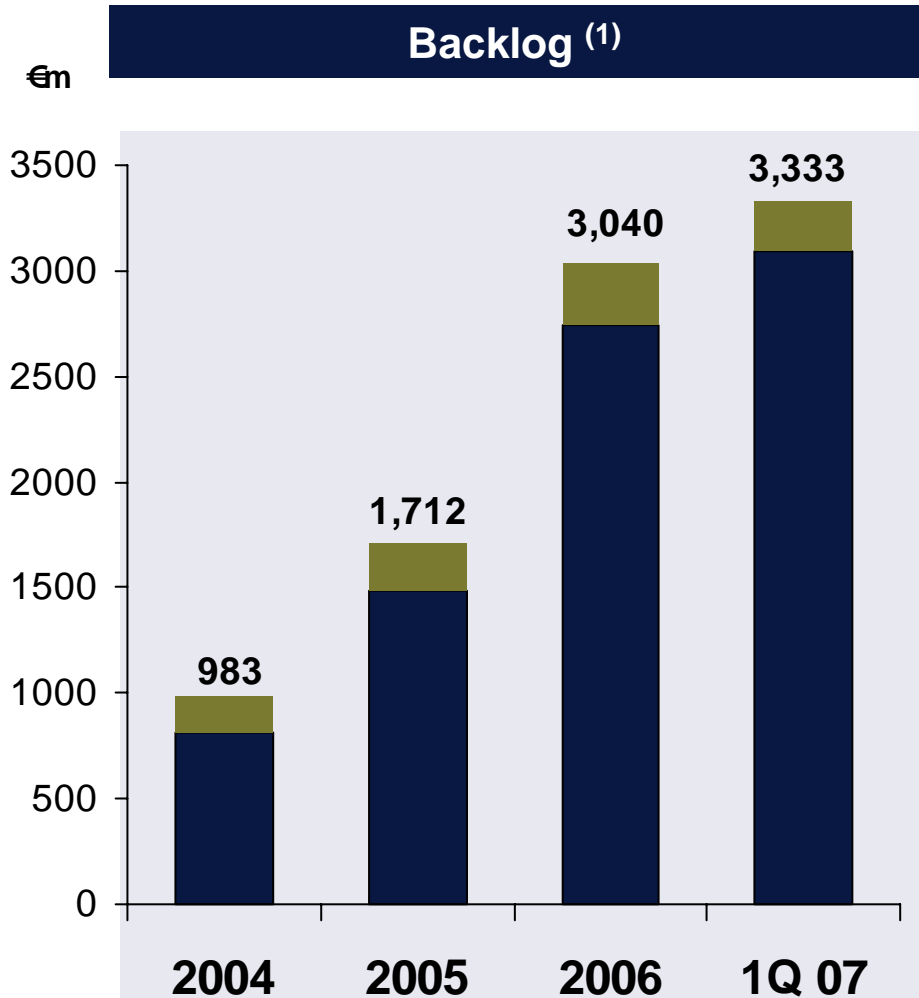
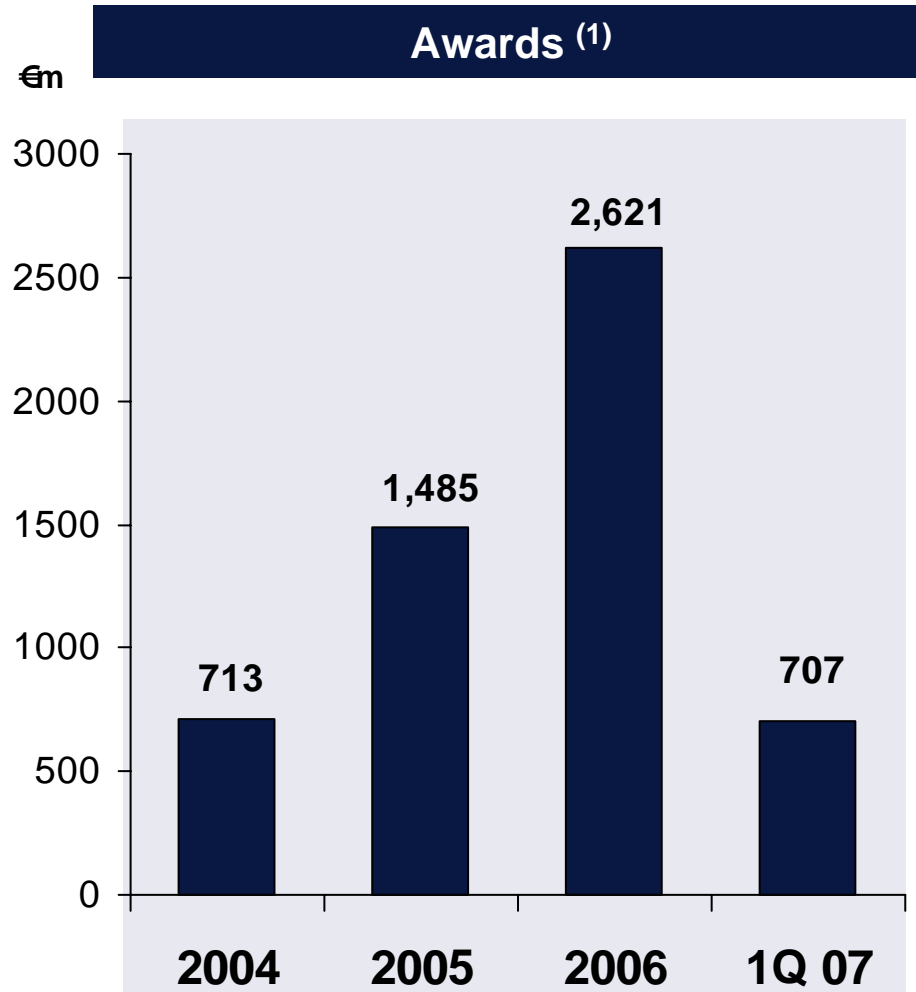
- DELIVERY
- CUSTOMERS
- HUMAN RESOURCES
- MARGINS

## ➤ 1Q 2007 FINANCIAL RESULTS



# DELIVERY: Execution of Current Backlog

New record figure for Backlog



(1) Does not include data from Infrastructure & Industries business

# DELIVERY: 1Q 2007 Backlog



TECNICAS REUNIDAS

Contracted  
End Date

Backlog Size  
31 March 2007

	Name	Location	Client	Contracted End Date
Refining & Petrochemicals	Rabigh	Saudi Arabia	Saudi Aramco	2008
	Hydrocraker Huelva	Spain	CEPSA	2009
	Coker	Chile	ENAP	2008
	Nitric Acid Plant	Chile	ENAEX	2008
	HDS – Bio Bio	Chile	ENAP	2008
	Refining Units	Mexico	PEMEX	2008
	Dung Quat	Vietnam	Petrovietnam	2009
	Kirikkale	Turkey	Tüpras	2007
	Polymer Plant	Spain	General Electric	2007
	Refining Units	Chile	ENAP	2009
	Hydrocraker Cartagena*	Spain	REPSOL	2009
Phenol – Kayan*	Saudi Arabia	SABIC	2009	
Upstream & Gas	GC-28	Kuwait	KOC	2007
	Telemetry	Kuwait	KOC	2007
	Hawiyah	Saudi Arabia	Saudi Aramco	2008
	Ju'aymah	Saudi Arabia	Saudi Aramco	2008
	TFT	Algeria	Total/Repsol/Sonatrach	2008
	RKF	Algeria	Cepsa/Sonatrach	2008

€3,089M

\* Projects on an "open book" basis

# DELIVERY: 1Q 2007 Backlog



TECNICAS REUNIDAS

**Backlog Size  
31 March 2007**

	<u>Name</u>	<u>Location</u>	<u>Client</u>	<u>Contracted End Date</u>
<b>Power</b>	Plana del Vent	Spain	Gas Natural	2007
	As Pontes	Spain	Endesa	2008
	Barranco de Tirajana	Spain	Endesa	2007
	Ocaña / Cuenca	Spain	-	2007
	Escatrón I & II	Spain	Global 3	2008
	Saih Rawl (Power)	Oman	PDO	2009

**€244 M**

**Total Backlog  
€3,333 M**

## Main awards since IPO

Gaining new customers

Large complex projects



PDO



中国石油

PetroChina



SAIH RAWL

CARTAGENA

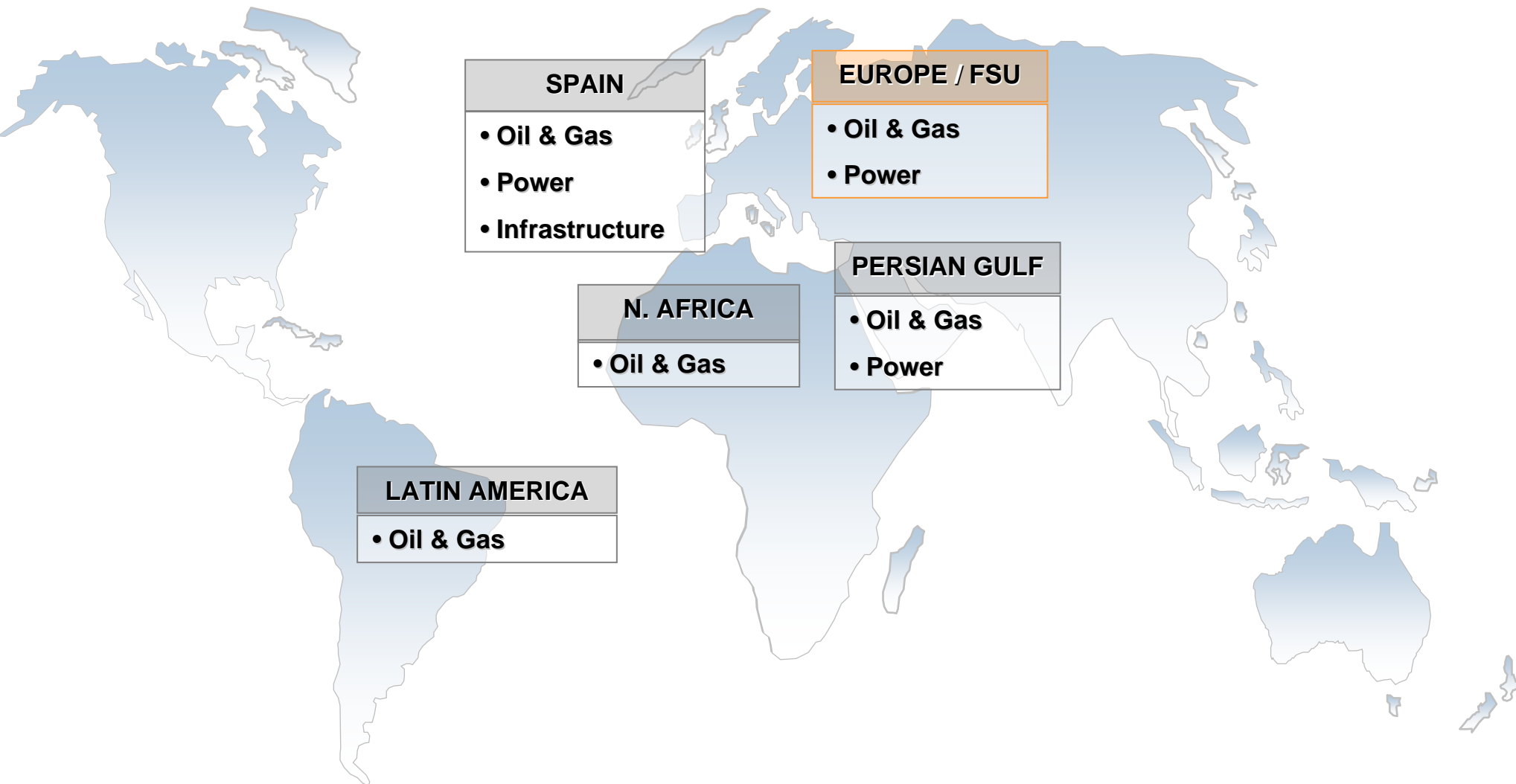
KAYAN

BOROUGE

# CUSTOMERS: Strategy



TECNICAS REUNIDAS





## *Borouge utilities, offsites and external interconnecting project*



### Highlights

- Project: expansion of the production facilities in Ruwais, Abu Dhabi, UAE.
- Expansion will triple Borouge's annual production to two million tonnes of polyolefin's
- TR contract, with an estimated conversion value of US\$ 1.2 billion, awarded on a convertible lump sum basis.
- Includes the supply of utilities to all the associated packages for the Borouge 2 project.
- Close to 1.500.000 of Engineering and construction supervision men hours.

### Key Dates

- OBE start date: 16-April -2007
- Estimated EPC start date: 16-April-2008
- Provisional acceptance: February 2010

### Expansion main units description

- 2.000 kt/y ethylene unit
- 540 kt/y polyethylene plant
- 2x400 kt/y polypropylene plants
- 752 kt/y olefins conversion unit

## *Borouge utilities, offsites and external interconnecting project*



### The client

**Borouge: JV between ADNOC and Borealis (60%-40%)**

- **Borealis:**
  - 65% Abu Dhabi Investment Authority (IPIIC) and 35% OMV, the Austrian oil and gas group
  - One of the European leaders in the production of polyolefins and ranks 7th in the world.
- Abu Dhabi National Oil Company, ADNOC, established in 1971, is one of the world leading oil companies, producing over 2,5 million barrels a day.

## *FEED for the Guanxi refinery for Petrochina*

### Highlights

- FEED for the Hydrocracking (2,2 Mt/a) and the Continuous Catalytic Regeneration, CCR, at the new 200.000 bpd refinery in Qinzhou, Guanxi province.



中国石化  
PetroChina

- PetroChina Company Limited is the most profitable company in Asia with a market cap. above \$ 200 billion
- Largest producer of oil and gas in China (oil production of 2,2 Mbpd).

## *Project for the Harbour of Vigo*

### Highlights

- TR in consortium with Jean Nouvel and XMD Arquitectura e Cidade
- TR Scope: Engineering and construction management
- Execution period: 38 months





# HUMAN RESOURCES

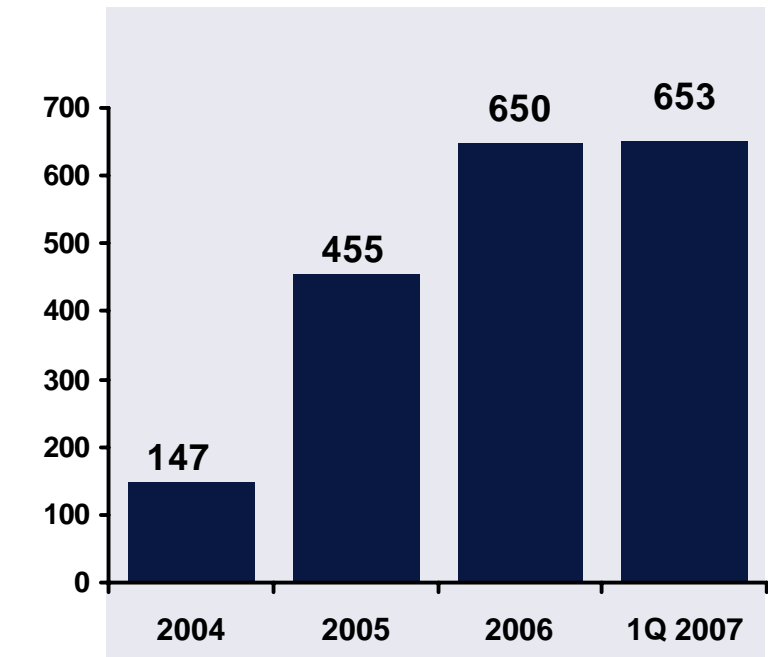
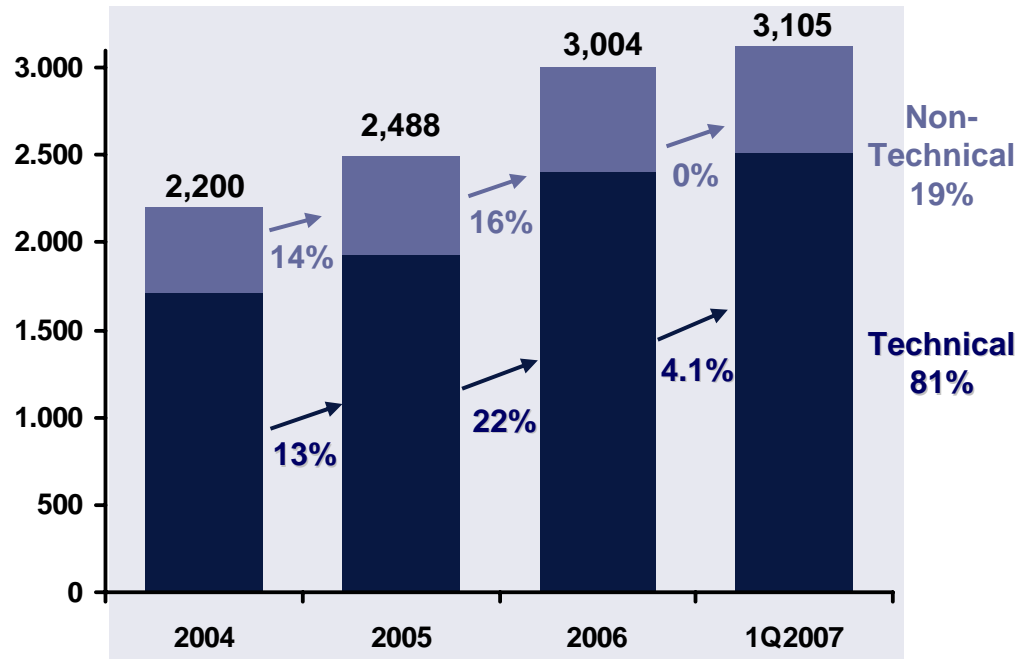
## 1 Headquarters and Central Production Center

## 2 Satellite Engineering Centers

Employees

Weight

Employees

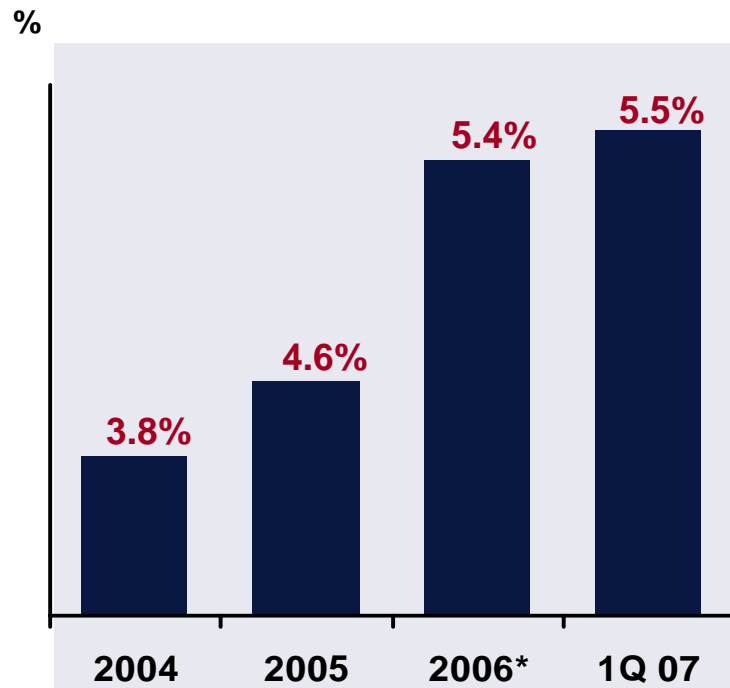


■ Technical ■ Non-technical

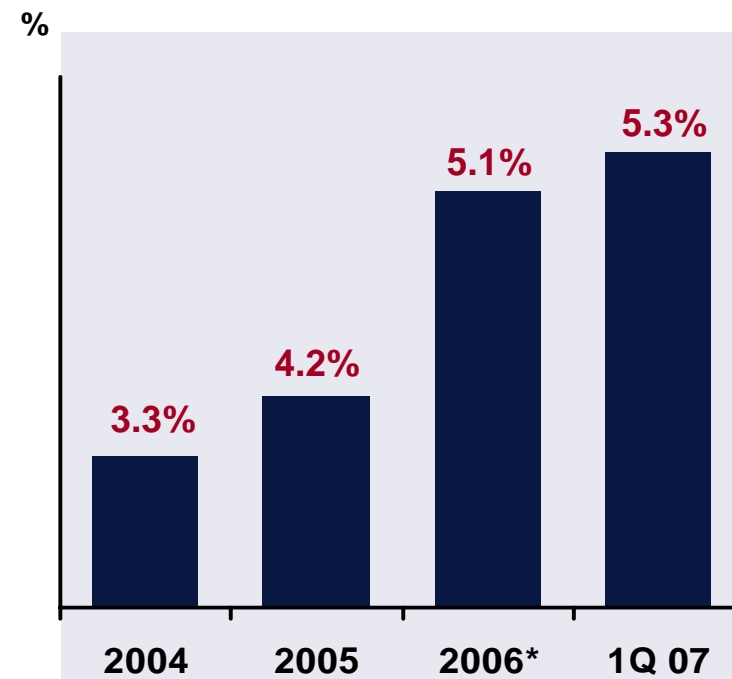
## 3 Diversified and Dedicated Subcontractors

# MARGINS: Enhancement and Protection

## EBITDA MARGIN




## EBIT MARGIN



\*Adjusted figures

## 1Q 2007 Backlog + Borouge\*



■ AWARDED 06/07 ■ REST

- **Approx. 80 % of backlog awarded in 2006/07**
- **Approx. 70 % awarded in OBE basis**

\* Borouge Project awarded in April 2007

➤ **BUSINESS HIGHLIGHTS**

- **DELIVERY**
- **CUSTOMERS**
- **HUMAN RESOURCES**
- **MARGINS**

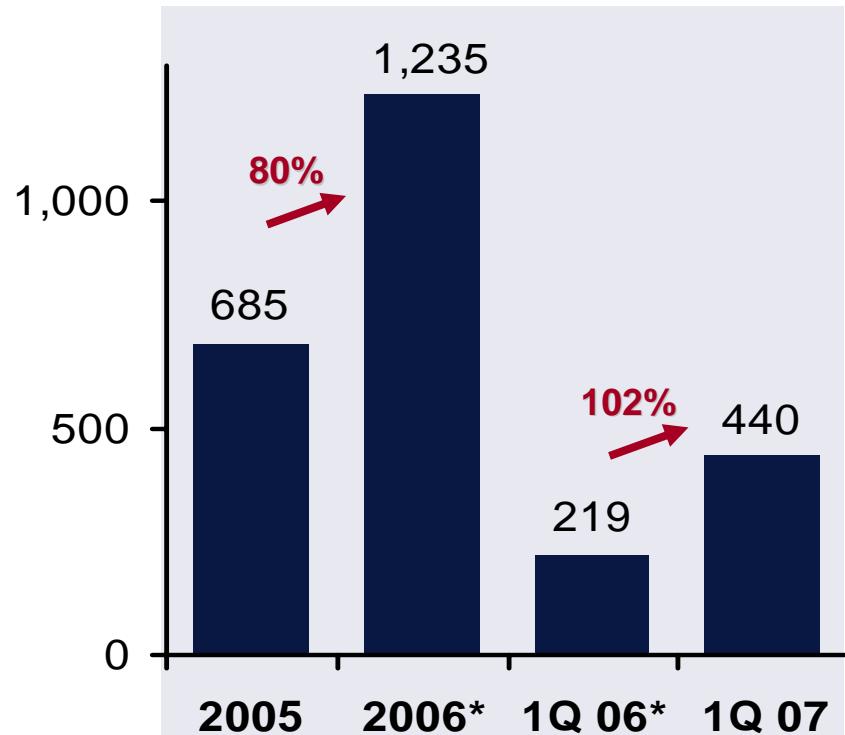
➤ **1Q 2007 FINANCIAL RESULTS**



# SALES and EBITDA GROWTH

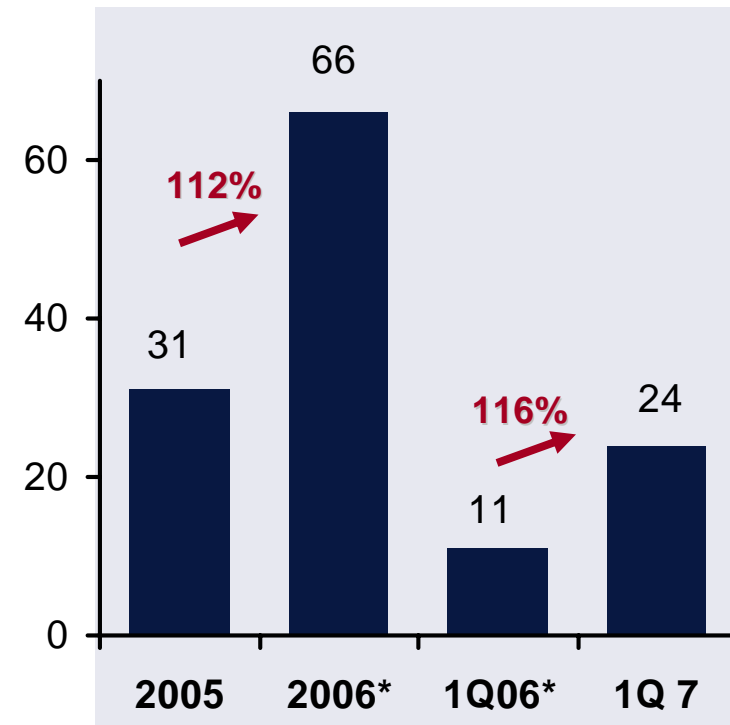
## SALES

€m



## EBITDA

€m



\*Adjusted figures

# FINANCIAL RESULTS

## Profit and Loss Account



TECNICAS REUNIDAS

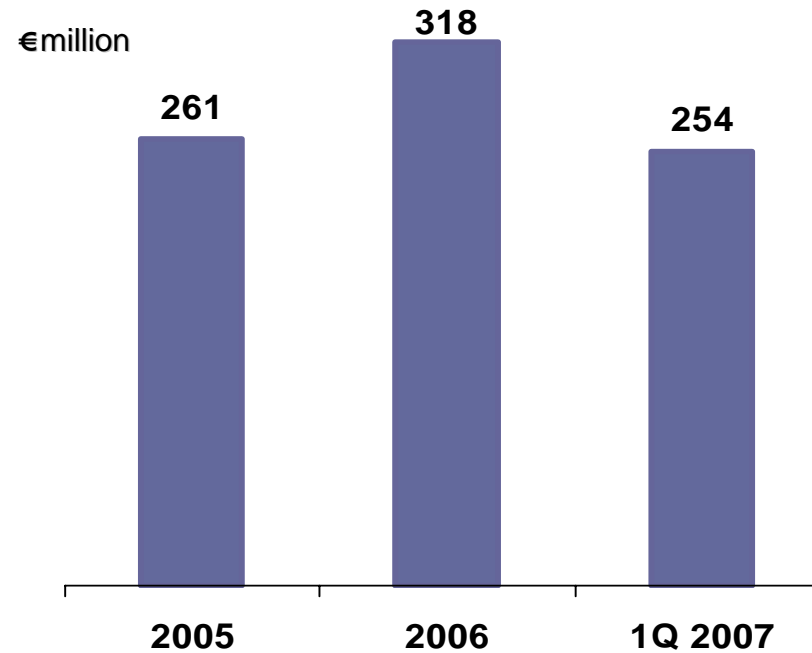
€million	1Q 07	1Q 06*	Var.	2006*
Revenues	440.5	219.2	101%	1,234.5
EBITDA	24.3	11.1	118%	66.6
<i>Margin</i>	5.5%	5.1%		5.4%
EBIT	23.2	10.4	122%	62.7
<i>Margin</i>	5.3%	4.8%		5.1%
Net Financial Results	2.0	3.6		5.2
Profit before Taxes	25.2	14.1	79%	68.4
Taxes	-1.3	-0.3		-2.9
Net Income	23.9	13.8	74%	65.4

\* Adjusted figures (sale of real state asset and IPO costs)

# NET CASH POSITION



TECNICAS REUNIDAS



➤ **1Q 2007 decrease due to:**

- **Interim dividend outflow (€16,8 million)**
- **Payments to critical suppliers to ensure deadlines and cost savings**

- **2006 payout of €0.64 per share: €35.8 million**
  - Interim dividend: €0.3 per share paid in January (€16.8 million)
  - Complementary dividend proposal: €0.34 per share to be paid in July (€19.0 million)



**40- 50% payout dividend policy**



**TECNICAS REUNIDAS**

