



PROSEGUR CASH, S.A.

NOTICE OF RELEVANT EVENT


In Madrid, on 8th January 2019

PROSEGUR CASH, S.A. (“**PROSEGUR CASH**”) communicates details of transactions carried out during the fourth quarter of 2018 of its Liquidity Contract (from 1st October to 31st December, both inclusive), as stated in the *Norma Cuarta*, section 2b) of Circular 1/2017, of 26 April, of the Spanish National Securities Market Regulator (*Comisión Nacional del Mercado de Valores*) on Liquidity Contracts, for the purposes of their acceptance as a market practice.


Summary

	Shares	Amount (€)	Average Price
<i>Opening balance as of contract signing</i>	433.315	1.026.956	
Initial amount (30/09/2018)	748.186	349.236	
Acquisitions	4.311.572	-7.696.985	1,79
Disposals	-4.457.262	7.981.760	1,79
Costs directly relating to the Stock Exchange		-5.278	
Current amount (31/12/2018)	602.496	628.733	


	Date	Nº Shares	Block operations	Nº operations	Average Price (€)	Cash (€)	Shares as of the relevant date (Total shares)
Initial						349.236	748.186
Acquisitions	01 / 10 / 2018	61.500	N	12	1,90670	-117.259	809.686
Disposals	01 / 10 / 2018	-74.344	N	34	1,91530	142.387	735.342
Acquisitions	02 / 10 / 2018	57.703	N	27	1,89280	-109.221	793.045
Disposals	02 / 10 / 2018	-70.921	N	31	1,89490	134.391	722.124
Acquisitions	03 / 10 / 2018	66.372	N	17	1,89980	-126.093	788.496
Disposals	03 / 10 / 2018	-83.179	N	43	1,90820	158.719	705.317
Acquisitions	04 / 10 / 2018	73.431	N	43	1,89180	-138.920	778.748
Disposals	04 / 10 / 2018	-85.000	N	36	1,89410	161.000	693.748
Acquisitions	05 / 10 / 2018	100.723	N	33	1,82990	-184.312	794.471
Disposals	05 / 10 / 2018	-40.000	N	6	1,81450	72.580	754.471



Acquisitions	08 / 10 / 2018	84.000	N	27	1,78950	-150.320	838.471
Disposals	08 / 10 / 2018	-47.506	N	32	1,79140	85.101	790.965
Acquisitions	09 / 10 / 2018	80.621	N	26	1,75820	-141.749	871.586
Disposals	09 / 10 / 2018	-62.794	N	29	1,76250	110.677	808.792
Acquisitions	10 / 10 / 2018	64.436	N	20	1,72390	-111.080	873.228
Disposals	10 / 10 / 2018	-70.262	N	40	1,71600	120.570	802.966
Acquisitions	11 / 10 / 2018	80.351	N	42	1,71760	-138.014	883.317
Disposals	11 / 10 / 2018	-90.000	N	64	1,72110	154.900	793.317
Acquisitions	12 / 10 / 2018	89.282	N	77	1,70040	-151.816	882.599
Disposals	12 / 10 / 2018	-61.040	N	53	1,70620	104.148	821.559
Acquisitions	15 / 10 / 2018	96.242	N	42	1,66370	-160.114	917.801
Disposals	15 / 10 / 2018	-79.290	N	123	1,66460	131.985	838.511
Acquisitions	16 / 10 / 2018	81.811	N	50	1,69450	-138.627	920.322
Disposals	16 / 10 / 2018	-70.616	N	59	1,69550	119.730	849.706
Acquisitions	17 / 10 / 2018	97.870	N	75	1,68480	-164.893	947.576
Disposals	17 / 10 / 2018	-78.295	N	38	1,69620	132.807	869.281
Acquisitions	18 / 10 / 2018	47.443	N	31	1,68060	-79.733	916.724
Disposals	18 / 10 / 2018	-51.000	N	48	1,71150	87.284	865.724
Acquisitions	19 / 10 / 2018	50.673	N	20	1,66030	-84.134	916.397
Disposals	19 / 10 / 2018	-77.751	N	52	1,66400	129.378	838.646
Acquisitions	22 / 10 / 2018	66.897	N	38	1,67510	-112.057	905.543
Disposals	22 / 10 / 2018	-74.159	N	79	1,68080	124.648	831.384
Acquisitions	23 / 10 / 2018	66.756	N	27	1,62870	-108.724	898.140
Disposals	23 / 10 / 2018	-63.721	N	41	1,64010	104.508	834.419
Acquisitions	24 / 10 / 2018	80.504	N	37	1,63130	-131.323	914.923
Disposals	24 / 10 / 2018	-65.000	N	53	1,64140	106.693	849.923
Acquisitions	25 / 10 / 2018	73.180	N	26	1,64740	-120.554	923.103
Disposals	25 / 10 / 2018	-70.000	N	35	1,64890	115.420	853.103
Acquisitions	26 / 10 / 2018	67.843	N	49	1,60610	-108.963	920.946
Disposals	26 / 10 / 2018	-72.735	N	37	1,60720	116.903	848.211
Acquisitions	29 / 10 / 2018	52.625	N	26	1,67420	-88.103	900.836
Disposals	29 / 10 / 2018	-69.258	N	44	1,67380	115.923	831.578
Acquisitions	30 / 10 / 2018	60.718	N	21	1,66020	-100.802	892.296
Disposals	30 / 10 / 2018	-68.262	N	14	1,66310	113.528	824.034
Acquisitions	31 / 10 / 2018	14.085	N	8	1,75630	-24.737	838.119
Disposals	31 / 10 / 2018	-92.000	N	35	1,72190	158.414	746.119
Acquisitions	01 / 11 / 2018	70.000	N	30	1,72210	-120.550	816.119
Disposals	01 / 11 / 2018	-55.033	N	17	1,73130	95.278	761.086
Acquisitions	02 / 11 / 2018	72.000	N	26	1,69640	-122.144	833.086
Disposals	02 / 11 / 2018	-64.240	N	25	1,70150	109.302	768.846



Acquisitions	05 / 11 / 2018	45.000	N	22	1,69730	-76.380	813.846
Disposals	05 / 11 / 2018	-90.000	N	19	1,72700	155.430	723.846
Acquisitions	06 / 11 / 2018	55.000	N	30	1,71090	-94.100	778.846
Disposals	06 / 11 / 2018	-80.000	N	33	1,73300	138.640	698.846
Acquisitions	07 / 11 / 2018	85.000	N	66	1,80490	-153.420	783.846
Disposals	07 / 11 / 2018	-60.000	N	10	1,80900	108.540	723.846
Acquisitions	08 / 11 / 2018	101.617	N	55	1,78920	-181.818	825.463
Disposals	08 / 11 / 2018	-80.000	N	13	1,79200	143.360	745.463
Acquisitions	09 / 11 / 2018	69.487	N	21	1,77080	-123.046	814.950
Disposals	09 / 11 / 2018	-91.622	N	65	1,77800	162.907	723.328
Acquisitions	12 / 11 / 2018	86.900	N	28	1,77520	-154.262	810.228
Disposals	12 / 11 / 2018	-53.612	N	16	1,76880	94.832	756.616
Acquisitions	13 / 11 / 2018	37.865	N	25	1,80050	-68.177	794.481
Disposals	13 / 11 / 2018	-97.427	N	44	1,78870	174.263	697.054
Acquisitions	14 / 11 / 2018	70.000	N	41	1,79490	-125.640	767.054
Disposals	14 / 11 / 2018	-83.002	N	20	1,79640	149.104	684.052
Acquisitions	15 / 11 / 2018	80.074	N	28	1,78660	-143.062	764.126
Disposals	15 / 11 / 2018	-72.804	N	17	1,78620	130.039	691.322
Acquisitions	16 / 11 / 2018	56.000	N	23	1,77610	-99.462	747.322
Disposals	16 / 11 / 2018	-49.785	N	23	1,77710	88.475	697.537
Acquisitions	19 / 11 / 2018	31.385	N	8	1,77210	-55.619	728.922
Disposals	19 / 11 / 2018	-110.000	N	29	1,77840	195.620	618.922
Acquisitions	20 / 11 / 2018	82.090	N	24	1,78720	-146.714	701.012
Disposals	20 / 11 / 2018	-83.634	N	49	1,78470	149.262	617.378
Acquisitions	21 / 11 / 2018	78.796	N	45	1,81200	-142.781	696.174
Disposals	21 / 11 / 2018	-75.000	N	28	1,80770	135.580	621.174
Acquisitions	22 / 11 / 2018	65.000	N	20	1,80140	-117.091	686.174
Disposals	22 / 11 / 2018	-95.000	N	32	1,80040	171.042	591.174
Acquisitions	23 / 11 / 2018	98.640	N	18	1,79600	-177.157	689.814
Disposals	23 / 11 / 2018	-27.460	N	4	1,80200	49.483	662.354
Acquisitions	26 / 11 / 2018	43.489	N	12	1,79810	-78.196	705.843
Disposals	26 / 11 / 2018	-79.019	N	38	1,80470	142.608	626.824
Acquisitions	27 / 11 / 2018	74.606	N	63	1,86010	-138.771	701.430
Disposals	27 / 11 / 2018	-91.624	N	11	1,85790	170.229	609.806
Acquisitions	28 / 11 / 2018	76.547	N	49	1,86810	-142.998	686.353
Disposals	28 / 11 / 2018	-80.000	N	20	1,86800	149.440	606.353
Acquisitions	29 / 11 / 2018	70.034	N	46	1,87240	-131.131	676.387
Disposals	29 / 11 / 2018	-83.316	N	52	1,87350	156.091	593.071
Acquisitions	30 / 11 / 2018	85.660	N	30	1,87200	-160.354	678.731
Disposals	30 / 11 / 2018	-71.204	N	25	1,87320	133.381	607.527



Acquisitions	03 / 12 / 2018	75.466	N	40	1,87240	-141.306	682.993
Disposals	03 / 12 / 2018	-60.000	N	24	1,87530	112.517	622.993
Acquisitions	04 / 12 / 2018	77.811	N	89	1,88210	-146.449	700.804
Disposals	04 / 12 / 2018	-55.000	N	27	1,89100	104.006	645.804
Acquisitions	05 / 12 / 2018	59.733	N	30	1,83450	-109.580	705.537
Disposals	05 / 12 / 2018	-60.000	N	14	1,83460	110.078	645.537
Acquisitions	06 / 12 / 2018	80.000	N	26	1,82080	-145.660	725.537
Disposals	06 / 12 / 2018	-50.000	N	29	1,82900	91.450	675.537
Acquisitions	07 / 12 / 2018	81.953	N	33	1,83750	-150.590	757.490
Disposals	07 / 12 / 2018	-70.000	N	17	1,84000	128.800	687.490
Acquisitions	10 / 12 / 2018	112.002	N	42	1,81690	-203.499	799.492
Disposals	10 / 12 / 2018	-3.722	N	3	1,80600	6.722	795.770
Acquisitions	11 / 12 / 2018	35.064	N	20	1,81000	-63.467	830.834
Disposals	11 / 12 / 2018	-125.000	N	74	1,83600	229.500	705.834
Acquisitions	12 / 12 / 2018	50.743	N	12	1,85630	-94.193	756.577
Disposals	12 / 12 / 2018	-98.735	N	41	1,86000	183.649	657.842
Acquisitions	13 / 12 / 2018	37.319	N	62	1,90800	-71.204	695.161
Disposals	13 / 12 / 2018	-92.270	N	35	1,90370	175.657	602.891
Acquisitions	14 / 12 / 2018	90.000	N	39	1,88420	-169.580	692.891
Disposals	14 / 12 / 2018	-29.889	N	14	1,89100	56.520	663.002
Acquisitions	17 / 12 / 2018	57.791	N	36	1,87410	-108.306	720.793
Disposals	17 / 12 / 2018	-62.000	N	23	1,88240	116.710	658.793
Acquisitions	18 / 12 / 2018	56.320	N	20	1,87110	-105.383	715.113
Disposals	18 / 12 / 2018	-76.260	N	24	1,88160	143.489	638.853
Acquisitions	19 / 12 / 2018	56.437	N	28	1,87900	-106.042	695.290
Disposals	19 / 12 / 2018	-55.211	N	21	1,88360	103.994	640.079
Acquisitions	20 / 12 / 2018	77.081	N	33	1,84330	-142.087	717.160
Disposals	20 / 12 / 2018	-21.700	N	12	1,84400	40.015	695.460
Acquisitions	21 / 12 / 2018	41.320	N	16	1,82960	-75.600	736.780
Disposals	21 / 12 / 2018	-62.420	N	28	1,86380	116.341	674.360
Acquisitions	24 / 12 / 2018	49.811	N	20	1,82290	-90.799	724.171
Disposals	24 / 12 / 2018	-50.000	N	21	1,82260	91.130	674.171
Acquisitions	27 / 12 / 2018	64.500	N	29	1,83970	-118.663	738.671
Disposals	27 / 12 / 2018	-45.000	N	18	1,84670	83.100	693.671
Acquisitions	28 / 12 / 2018	32.965	N	35	1,88250	-62.058	726.636
Disposals	28 / 12 / 2018	-70.800	N	24	1,88650	133.561	655.836
Acquisitions	31 / 12 / 2018	25.000	N	13	1,92400	-48.100	680.836
Disposals	31 / 12 / 2018	-78.340	N	37	1,91380	149.925	602.496

* * *