



Talgo 2017 1Q Results

May 11th, 2017



Disclaimer

This presentation has been prepared and issued by Talgo, S.A. (the “Company”) for the sole purpose expressed therein. Therefore, neither this presentation nor any of the information contained herein constitutes an offer sale or exchange of securities, invitation to purchase or sale shares of the Company or its subsidiaries or any advice or recommendation with respect to such securities.

The content of this presentation is purely for information purposes and the statements it contains may reflect certain forward-looking statements, expectations and forecasts about the Company and/or its subsidiaries at the time of its elaboration. These expectations and forecasts are not in themselves guarantees of future performance as they are subject to risks, uncertainties and other important factors beyond the control of the Company and/or its subsidiaries that could result in final results materially differing from those contained in these statements.

This document contains information that has not been audited. In this sense, this information is subject to, and must be read in conjunction with, all other publicly available information.

This disclaimer should be taken into consideration by all the individuals or entities to whom this document is targeted and by those who consider that they have to make decisions or issue opinions related to securities issued by the Company.

In general, neither the Company or any of its subsidiaries, nor their directors, representatives, associates, subsidiaries, managers, partners, employees or advisors accept any responsibility for this information, the accuracy of the estimations contained herein or unauthorized use of the same. The Company expressly declare that is not obligated to updated or revise such information and/or estimations.

Table of content

- 1. First Quarter 2017 in review (Jose María de Oriol, CEO)**
2. Financial Highlights (Eduardo Fernández-Gorostiaga, CFO)
3. Pipeline and Outlook 2017 (Jose María de Oriol, CEO)

APPENDIX



1. First quarter reflects the current manufacturing pace and highlights the efforts made in efficiency

Revenues

- **Net Revenues** reached 121 €m in 1Q 2017, reflecting the current manufacturing stage of the main manufacturing contracts under execution.
- Maintenance services on track to provide stability and recurrent cash generation.

Profitability

- **Adjusted EBITDA and adjusted EBIT** reached 28 €m and 26 €m, respectively, with high margins as a result of (i) projects profitability review and (ii) mix of projects being executed.

Net profit

- **Net Profit increased to 16 €m** in the period (adjusted net profit reached 18 €m).

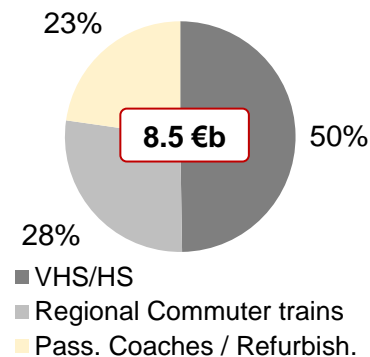
Other

- **Working and NFD evolved as expected** and guidance is maintained for the year end 2017.

Order intake

- Talgo is **working on several opportunities worldwide** with good expectations to continue increasing order book in 2017.
 - **Bids submitted** for different manufacturing projects in Spain and MENA with a **total value of approximate 480 €m⁽¹⁾**.
 - Spanish VHS 15 trains awarded in December 2016 was signed in April 2017.

2017-2020 pipeline by segment



- Talgo has an identified pipeline for the period 2017-2020 with opportunities amounting 8.5 €b.
- VHS lead the pipeline mainly driven by identified tenders in Europe, Asia and MENA.
- Passenger coaches (28% of the pipeline) include mainly opportunities in countries where the natural tilting is a clear competitive advantage.
- Regional and Commuter trains states as a new segment with several opportunities worldwide where Talgo expects to penetrate in the short-medium term.

Table of content

1. First Quarter 2017 in review (Jose María de Oriol, CEO)
- 2. Financial Highlights (Eduardo Fernández-Gorostiaga, CFO)**
3. Pipeline and Outlook 2017 (Jose María de Oriol, CEO)

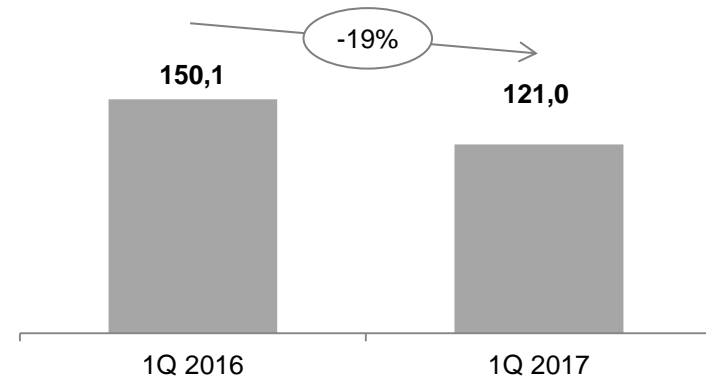
APPENDIX



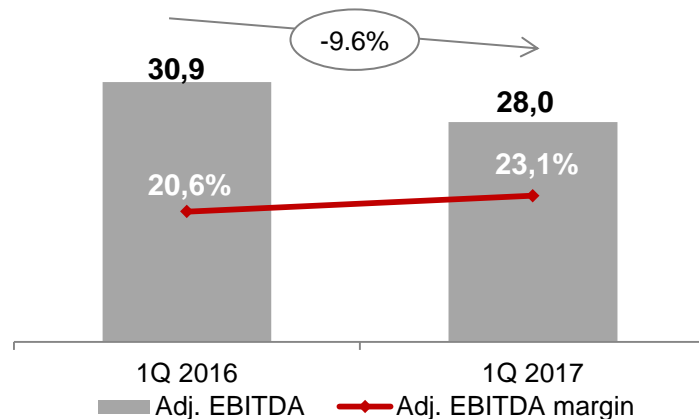
1. High margins driven by projects executed and operational excellence

- Net Turnover reached 121.0 €m. in the period 1Q 2017 mainly driven by:
 - ✓ Execution of contracted backlog (mainly Mecca-Medina and Kazakhstan).
 - ✓ Maintenance services on track, providing stability in terms of recurrence and cash generation.
 - ✓ Maintenance equipment being sold to operators and other clients worldwide.
- Adjusted EBITDA reached 28.0 €m in 1Q 2017 (30.9 €m in 1Q 2016), enhancing margins achieving 23.1% mainly due to the mix of projects being executed.

Net turnover (€m)



Adj. EBITDA (€m) and Adj. EBITDA margin (%)



Adj. Profit (€m) and Adj. Profit margin (%)

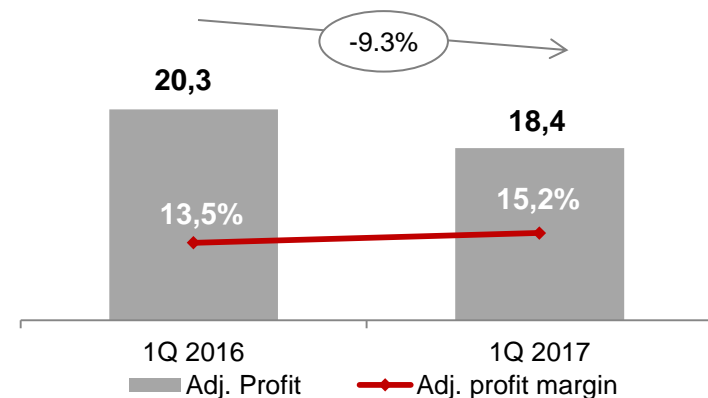


Table of content

1. First Quarter 2017 in review (Jose María de Oriol, CEO)
2. Financial Highlights (Eduardo Fernández-Gorostiaga, CFO)
- 3. Pipeline and Outlook 2017 (Jose María de Oriol, CEO)**

APPENDIX



1. First quarter results in line with Company expectations

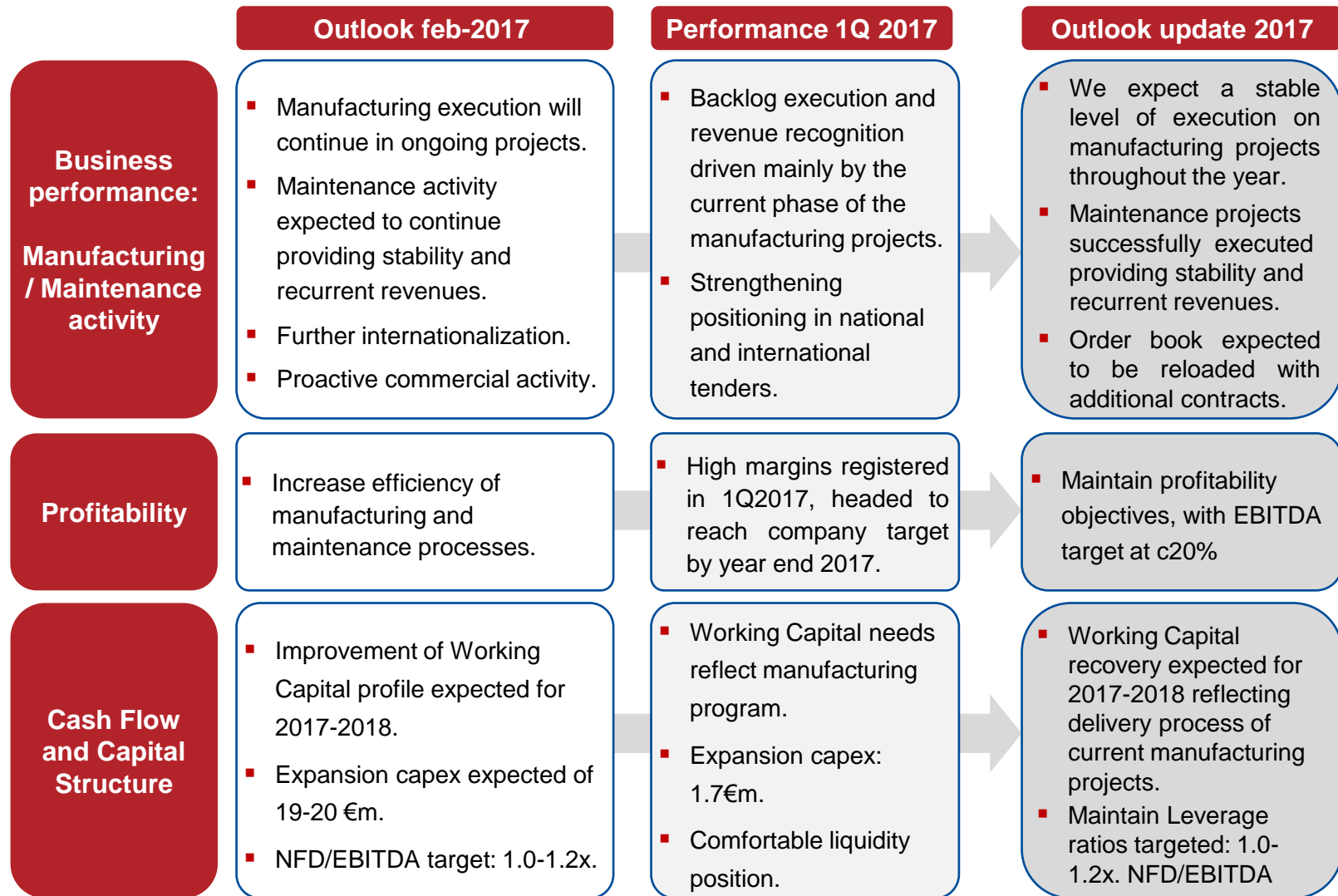


Table of content

1. First Quarter 2017 in review (Jose María de Oriol, CEO)
2. Financial Highlights (Eduardo Fernández-Gorostiaga, CFO)
3. Pipeline and Outlook 2017 (Jose María de Oriol, CEO)

APPENDIX



Appendix 1. Profit & Loss

Profit & Loss Account (€m)	1Q17	1Q16	1Q15
Total net turnover	121.0	150.1	86.5
Other income	1.2	1.8	0.8
Procurement costs	(56.1)	(84.7)	(34.3)
Employee welfare expenses	(25.3)	(23.4)	(24.2)
Other operating expenses	(13.6)	(13.7)	(12.8)
EBITDA	27.1	30.1	16.1
<i>% Ebitda margin</i>	22.4%	20.1%	18.6%
Other adjustments	0.8	0.8	1.3
Adjusted EBITDA	28.0	30.9	19.1
<i>% Adj. Ebitda margin</i>	23.1%	20.6%	22.0%
D&A (inc. depreciation provisions)	(5.0)	(5.2)	(4.5)
EBIT	22.1	25.0	11.7
<i>% Ebit margin</i>	18.3%	16.6%	13.5%
Other adjustments	0.8	0.8	1.3
AVRIL Amortization	2.8	2.0	2.0
Adjusted EBIT	25.8	27.7	16.6
<i>% Adj. Ebit margin</i>	21.3%	18.5%	19.2%
Net financial expenses	(2.2)	(1.8)	(0.5)
Profit before tax	19.9	23.2	11.2
Tax	(4.3)	(4.9)	(2.7)
Profit for the period	15.6	18.3	8.5
Adjusted Profit for the period	18.4	20.3	12.1