



Presentation of H1 2018 Results

This English version is a translation of the original in Spanish. In the event of any inconsistency or ambiguity, the Spanish original shall prevail.

Bases for the presentation of information

The Cementos Molins Group actively takes part in the management of the companies that it is part of via the equity method, whether this is in conjunction with another shareholder or by means of relevant participation in its decision-making bodies.

Following the guidelines and recommendations of the European Securities and Markets Authority (ESMA), whose objective is to promote the usefulness and transparency of the alternative performance measures that are included in the regulated information or in any other information submitted by the listed companies, **the information that is included in the following sections is based on the application of the proportionality criterion in the consolidation method of its investees**, applying the final shareholding percentage in each one of them. This way, the Cementos Molins Group deems that the management of the businesses and the way that their results are assessed for the decision-making process are reflected in a suitable way.

Therefore, the following parameters are defined in the presentation as:

- “Income”: Net turnover reported in the individual and consolidated financial statements of the various companies included in the consolidation perimeter, multiplied by the participation percentage held in each one of them.
- “EBITDA”: Operating result before amortizations, and results for the impairment and sale of assets of the different companies included in the consolidation perimeter, multiplied by the shareholding percentage in each one of them.
- “EBIT”: Net result before financial results and taxes (operating result), multiplied by the shareholding percentage in each one of them.
- “Operational Cash Flow”: Net cash flows obtained from ordinary activities, subtracting the financial expenses paid and adding the financial income earned, from the different companies included in the consolidation perimeter, multiplied by the participation percentage held in each one.
- “Capex”: Addition of tangible and intangible fixed assets of the companies accounted for in the consolidation perimeter, multiplied by the shareholding percentage in each one of them.
- “Net financial debt”: Financial debt, after subtracting the treasury, temporary financial investments and long-term deposits, multiplied by the shareholding percentage in each one of them. When there exist cash surpluses, it is indicated with a negative sign.
- “Volumes”: Physical units that have been sold of Portland cement and concrete from companies included in the consolidation perimeter (without withdrawing internal sales), multiplied by the shareholding percentage in each one of them.
- “comparable variation %”: It gathers the variation that the heading of the current period would have reported if the exchange rates (same exchange rates as previous period) or the consolidation perimeter had not changed.

The “Information on the H1 2018 results” issued by the Company for the Spanish National Securities Exchange Commission, includes the Group’s Abbreviated Consolidated Financial Statements according to the International Financial Reporting Standards (IFRS-EU), as well as the reconciliation with the criteria implemented in this presentation.

Results of the first semester of 2018

Main parameters Proportionality criterion

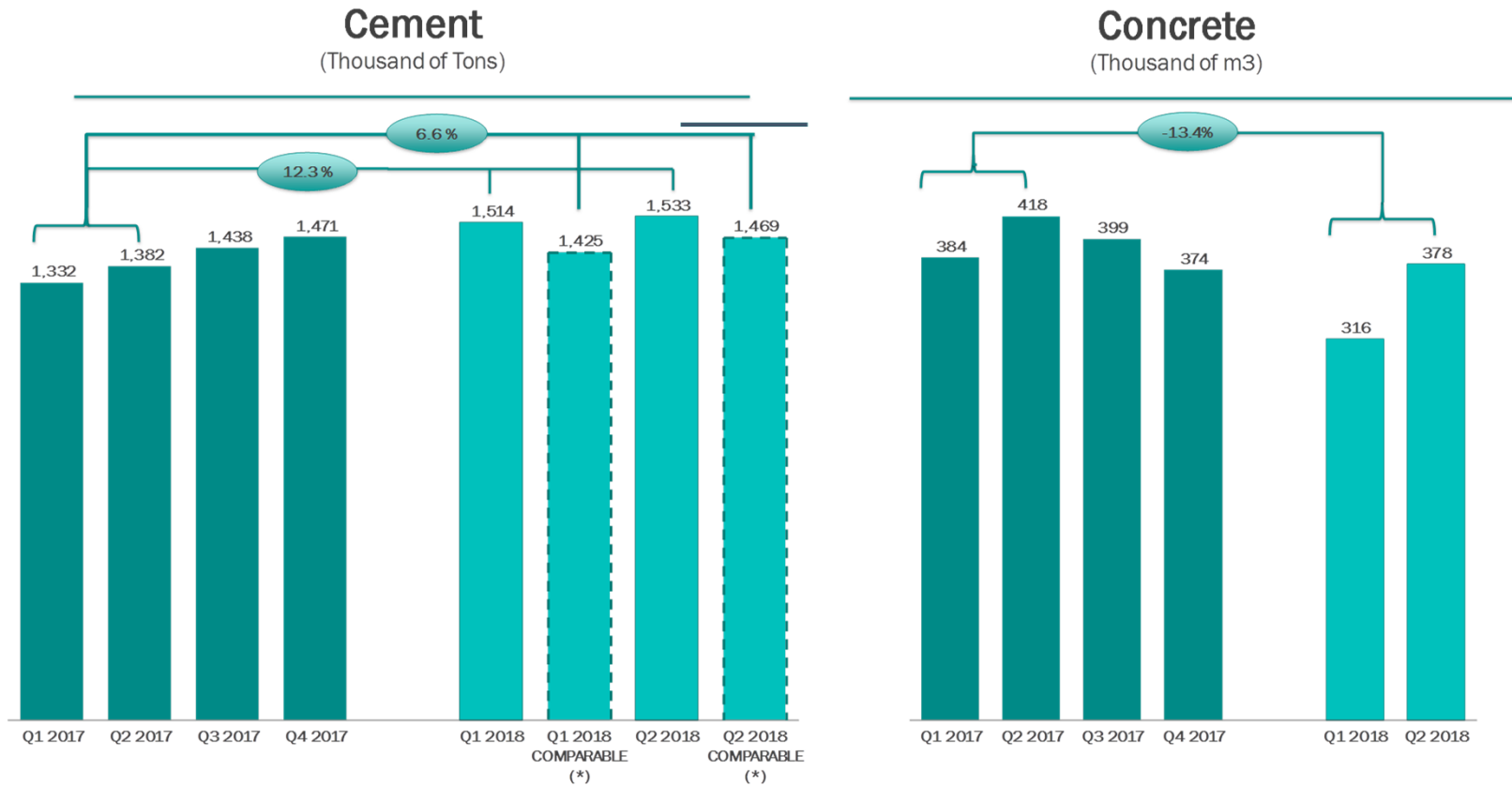
M EUR	change %				change %			
	Q2 2018	Q2 2017	change %	comparable	H1 2018	H1 2017	change %	comparable (*)
Income	196.6	198.4	(.9%)	12.3%	380.9	392.5	(2.9%)	10.0%
EBITDA	47.8	49.8	(4.0%)	11.6%	92.2	99.1	(7.0%)	8.5%
EBITDA margin	24.3%	25.1%			24.2%	25.2%		
EBIT	37.5	36.7	2.3%	21.4%	71.7	73.4	(2.3%)	16.2%
Net result	30.6	21.8	39.9%	71.8%	51.0	42.3	20.5%	47.8%
Operating Cash Flow	26.2	25.1	4.4%		50.3	35.9	40.1%	
Capex	25.7	9.9	160.2%		41.9	23.0	81.8%	
Earnings per share (€)					0.77	0.64		
Net financial debt					30/06/2018	31/12/2017		
					163.4	145.8	12.1%	
Volums (thousand)	Q2 2018	Q2 2017			H1 2018	H1 2017		
Cement (t)	1,533	1,382	10.9%	6.3%	3,046	2,714	12.2%	6.6%
Concrete (m3)	379	418	(9.3%)		695	802	(13.3%)	--

(*) Variation that would have been reported in the current period if exchange rates had not varied or the consolidation perimeter.

- The income from H1 2018 reduced 2.9%, although in comparable terms it would increase 10%, thanks to the increase in the volume of sales and the good price management, particularly in the countries with high cost inflation.
- The Net Result for H1 2018 was 20% higher than that registered for H1 in 2017. The financial result improved significantly, mainly due to the positive exchange rate differences, for a total of €5.5 M mainly registered in Argentina due to expression in USD. On the other hand, the depreciation of currencies has negatively affected the result in €11M.
- The net financial debt increased by €18M, the leverage ratio is 0.88 x EBITDA.
- Investments in this period amounted to €42M, especially the construction of new plants in Colombia and San Luis (Argentina) and activated clays project in Olavarría factory (Argentina).

Sales volumes

Proportionality criterion



(*) Volume that would have been registered in the current period without the TM contributed by the acquisition of Holcim Bangladesh Ltd (HBL) in Q1 2018.

- The cement sales volume of H1 2018 has grown 12%, in comparable terms 7%, with a positive contribution from all countries, except Mexico.
- In concrete, sales have dropped 13%, due to reductions in all countries, except Argentina.

2018 first half-year results

Income and EBITDA (millions of euros)

Proportionality criterion

INCOME

	Q2 2018				Q2 2017				H1 2018				H1 2017				
	M€	Q2 2018	Q2 2017	change %	change % comparable	Q2 2018	Q2 2017	change %	change % comparable	H1 2018	H1 2017	change %	change % comparable (*)	H1 2018	H1 2017	change %	change % comparable (*)
Spain		65.3	57.8	13.1%	-	121.7	116.9	4.1%	-								
Argentina		34.1	42.8	(20.3%)	28.5%	74.6	85.1	(12.3%)	35.0%								
Uruguay		11.8	8.5	39.0%	57.0%	19.5	17.4	12.3%	28.1%								
Mexico		55.4	63.0	(12.1%)	(2.6%)	106.1	122.7	(13.5%)	(5.3%)								
Bolivia		5.1	4.7	9.2%	14.5%	10.0	7.8	27.4%	41.8%								
Bangladesh		11.5	8.0	43.9%	(4.7%)	24.8	16.4	50.9%	2.8%								
Tunisia		13.4	13.6	(2.1%)	8.0%	24.2	26.2	(7.6%)	9.4%								
Others		-	-	-	-	-	-	-	-								
Total		196.6	198.4	(.9%)	12.3%	380.9	392.5	(2.9%)	10.0%								

EBITDA

	Q2 2018				Q2 2017				H1 2018				H1 2017				
	M€	Q2 2018	Q2 2017	change %	change % comparable	Q2 2018	Q2 2017	change %	change % comparable	H1 2018	H1 2017	change %	change % comparable (*)	H1 2018	H1 2017	change %	change % comparable (*)
Spain		9.5	5.7	67.7%	-	15.4	12.4	23.5%	-								
Argentina		6.6	10.0	(33.9%)	5.5%	15.8	20.8	(24.0%)	16.0%								
Uruguay		4.3	2.7	60.3%	81.9%	6.3	4.5	40.9%	60.6%								
Mexico		26.2	29.7	(11.8%)	(2.3%)	51.2	58.3	(12.1%)	(3.7%)								
Bolivia		0.7	0.6	15.8%	23.8%	2.1	1.1	100.1%	125.0%								
Bangladesh		2.6	1.2	107.8%	107.6%	4.6	3.4	36.5%	36.7%								
Tunisia		2.7	2.7	(1.6%)	8.7%	5.0	4.1	20.2%	42.8%								
Others		(4.8)	(2.8)	(67.5%)	(64.7%)	(8.2)	(5.5)	(50.9%)	(49.6%)								
Total		47.8	49.8	(4.0%)	11.6%	92.2	99.1	(7.0%)	8.5%								

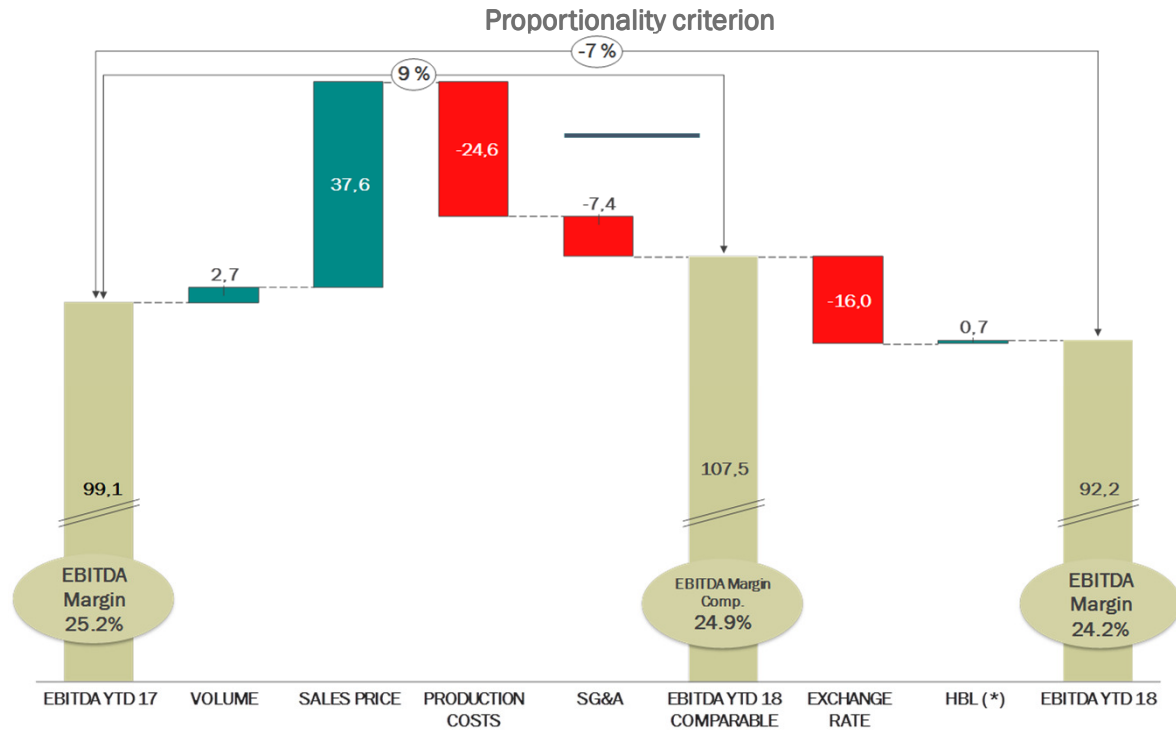
(*) Variation that would have been reported in the current period if exchange rates had not varied or the consolidation perimeter.

The EBITDA of H1 2018 has reduced 7%, but in comparable figures, it has increased 8.5% with respect to the same period in the previous year:

- All the countries improved, with the exception of Mexico due to the drop in volume that we hope is now recovering during the second half of the 2018 financial year.
- We would like to highlight an improvement in the results in Spain in Q2, mainly thanks to the improvement in the volume and sales price.
- Impact of the currency depreciation, with greater effect in Argentina and Mexico. Negative impact of €63M in income and 16 million in EBITDA, due to the combined effect of the depreciation of local currencies and the dollar against the euro.

2018 first half-year results

EBITDA VARIATION ANALYSIS (millions of euros)



* Variation in the EBITDA of the current period due to the acquisition, in Q1 2018, of Holcim Bangladesh Ltd (HBL).

- Positive effect on the volume in most countries, with the exception of Mexico.
- Due to the strong cost inflation, especially in Argentina, the reduction of the EBITDA margin % has not been able to compensate the positive evolution of prices.
- The production costs have increased particularly in Argentina due to the country's strong inflation rate. In all countries, the cost of fuel, and particularly petcoke, has been increasing throughout this semester.
- The impact of the currency depreciation stems mainly from Argentina and, to a lesser degree, from Mexico.
- At the beginning of the year the Holcim Bangladesh mill business was acquired by our Bangladesh subsidiary. The contribution to EBITDA this semester has been 0.7 million Euros. Throughout the year, an acquisitions synergies plan is underway and we expect an increased contribution for the second part of the financial year.

Net financial debt as of June 30 2018

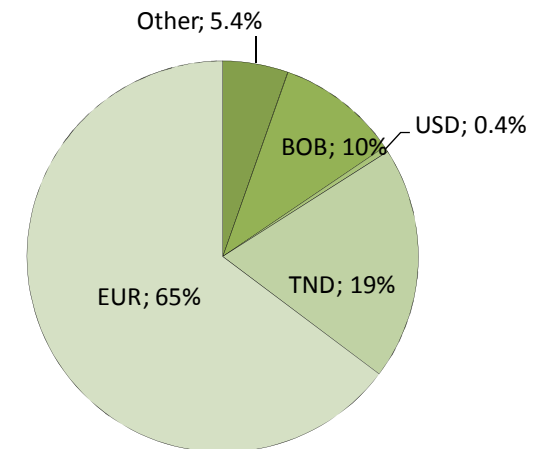
Proportionality criterion, €M

EVOLUTION OF NET DEBT

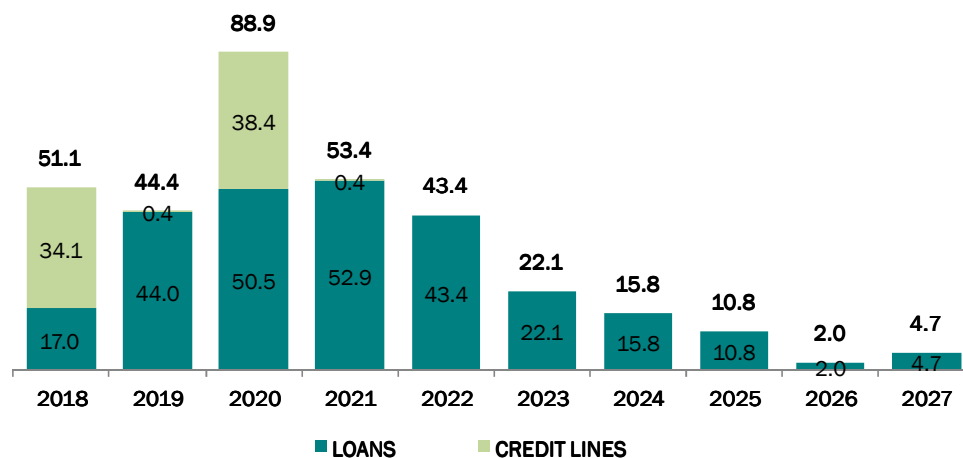
	30/06/2018	31/12/2017	change %
Financial liabilities	336.5	358.1	(6.0%)
Current financial liabilities	71.8	73.2	(2.0%)
Non-current financial liabilities	264.7	284.9	(7.1%)
Long term deposits	(0.2)	(0.3)	(38.1%)
Short term financial investments	(2.4)	(1.2)	107.7%
Cash and equivalent liquid assets	(170.5)	(210.9)	(19.1%)
NET FINANCIAL DEBT	163.4	145.8	12.1%

The net financial debt has increased 12%. In Q1 2018 the Holcim Bangladesh mill business was acquired.

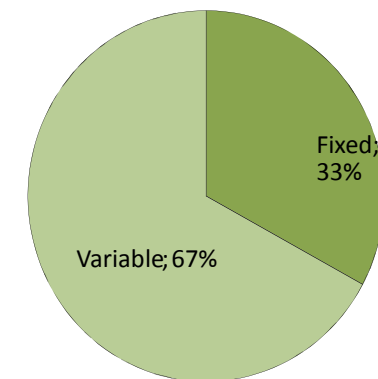
DEBT BY CURRENCY



MATURITY SCHEDULE



DEBT BY RATE

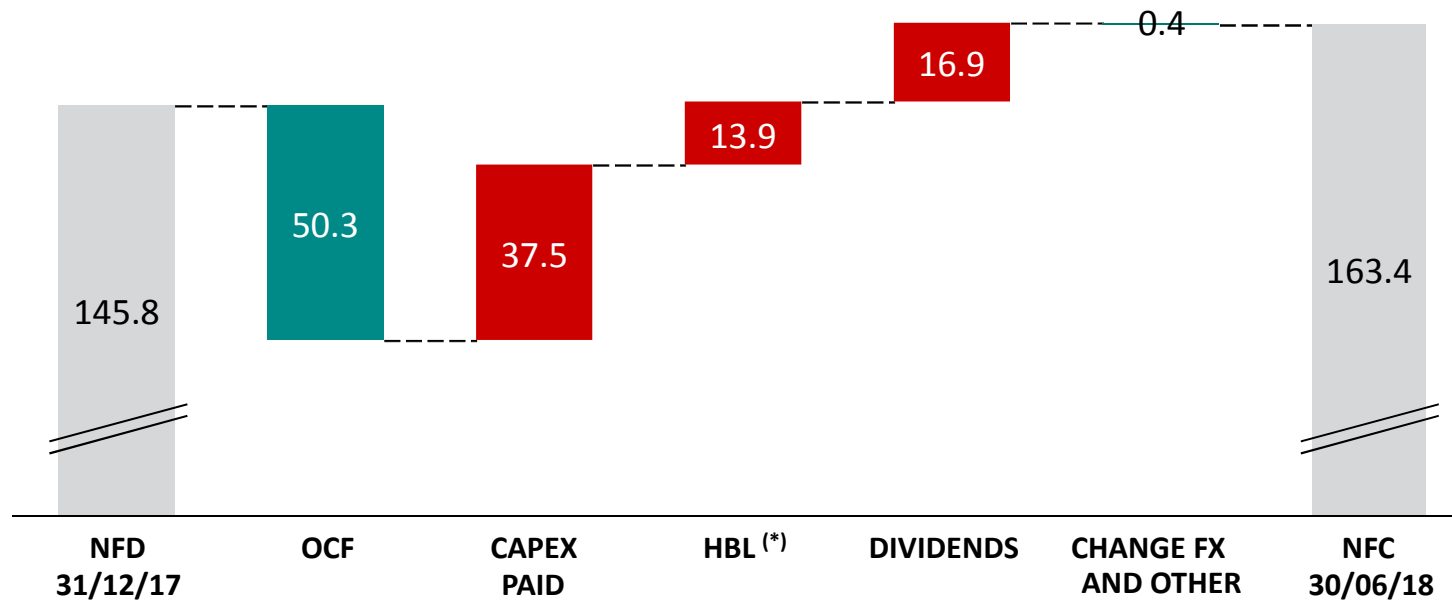


Net financial debt as of June 30 2018

Proportionality criterion, €M

VARIATION OF THE NET FINANCIAL DEBT

The variation factors of the net financial debt on June 30 2018 with respect to December 31 2017 are shown below, in millions of Euros:



(*) Variation in the net financial debt of the period by including the activity of Holcim Bangladesh Ltd (HBL) in H1 2018.

The English version is only a translation of the original in Spanish for information purposes. In the event of any inconsistency or ambiguity in relation to the meaning of any word or phrase in translation, the Spanish original shall prevail.

This document may contain forward-looking statements regarding intentions, expectations or predictions about the Cementos Molins Group (hereinafter "the Company" or "Cementos Molins"). These statements may include projections and financial estimates with assumptions, statements regarding plans, objectives and expectations that may relate to various subjects, among others, the customer base and its evolution, growth in the different business lines and the global business, possible purchases, divestitures or other operations, the Company's results and other aspects of its activity and position.

The forward-looking statements or predictions contained in this document can be identified, in some cases, by the use of words such as "expectation", "anticipation", "purpose", "belief" or similar terms, or their corresponding negative form, or the predictive nature itself of those issues relating to strategies, plans or intentions. These forward-looking statements or predictions reflect the views of Cementos Molins regarding future events. By their very nature, they do not imply guarantees of a future fulfillment, and they are conditioned by risks and uncertainties that could cause the developments and results to significantly differ from those stated in these intentions, expectations or predictions. Among such risks and uncertainties, we can find those identified in the documents that contain detailed information and that were filed by Cementos Molins with different supervisory bodies of the securities market in which its shares are listed and, in particular, with the Spanish National Securities Market Commission (CNMV).

All of what has been set out in this document should be taken into consideration by all of those persons or entities that may have to buy or sell, develop or disseminate opinions relating to securities issued by the Company and, in particular, by analysts and investors. Except as required by applicable law, Cementos Molins assumes no obligation to publicly update the result of any revision that it may perform regarding these statements to adjust them to events or circumstances subsequent to this document, including, among others, changes in the Company's business, its business development strategy or any other possible sudden circumstances.

This document may contain abbreviated financial information or unaudited information. The information contained herein should be read in conjunction with, and is subject to, all available public information about the Company, including, where appropriate, other documents issued by the Company that contain detailed information.

Finally, it is stated that neither this document nor anything contained herein constitutes an offer of purchase, sale or exchange, or a request for an offer of purchase, sale or exchange of securities, or a recommendation or advice regarding a security.