

DENOMINACION DEL FONDO: **FONDO DE TITULIZACION HIPOTECARIA: BANESTO 2**
**INFORMACION
CORRESPONDIENTE AL:**
TRIMESTRE/SEMESTRE **19/08/02 - 18/11/02** **AÑO:** **2002**

| | |
|----------------------------------------------------------------------------------------|---------------|
| Personas que asumen la responsabilidad de esta información y cargos que ocupan: | Firma: |
| Ignacio Ortega Gavara - Director General | |

I. DATOS GENERALES SOBRE EL FONDO

| | | | | |
|----------------------------------------|----------------------------------------|--------------------------------|----------------|---------------|
| Fecha de Constitución del Fondo | 8 de mayo de 2000 | Agente de Pago Bonos | Banesto | |
| Fecha Desembolso BTH'S | 11 de agosto de 2000 | Negociación Mercado | AIAF | |
| Fecha Final Amortización BTH'S | 18 de agosto de 2030 | Agencia de Calificación | Moody's | |
| Sociedad Gestora | Santander Central Hispano Titulización | Calificación: | Inicial | Actual |
| Origenador PH's | Banesto | Emisión Principal | Aaa | Aaa |
| | | Emisión Subordinada | A2 | A2 |

II. VALORES EMITIDOS POR EL FONDO: BONOS DE TITULIZACION HIPOTECARIA

| SERIES PRELACION CODIGO ISIN | Nº BTH'S | NOMINAL EN CIRCULACIÓN | | | |
|--------------------------------------------|-------------|------------------------|---------------|------------------|-----------|
| | | | Inicial | Actual | %Act/Inic |
| Serie A Preferente (ISIN=ES0338620000) | 6.900 | Nominal Unitario | 100.000 € | 66.142,20€ | |
| | | Nominal Total | 690.000.000 € | 456.381.182,86 € | 66,61% |
| Serie B Subordinada (ISIN=ES0338620018) | 250 | Nominal Unitario | 100.000 € | 100.000 € | |
| | | Nominal Total | 25.000.000 € | 25.000.000 € | 100% |

| AMORTIZACION E INTERESES BTH'S | | | | | |
|-----------------------------------------|-----------------------|--|------------------------------------|------------------------|--|
| Actual | | | Próximo | | |
| Fecha Amortización | 18 noviembre de 2.002 | | Fecha Próximo Cupón | 18 de febrero de 2.003 | |
| Periodo Actual | | | Tipo de Interés | Serie A - 3,4411% | |
| Amortización devengada no pagada | 0 | | | Serie B - 3,8011% | |
| Amortización Calendario | NO | | | | |
| Amortización Serie A | 2.462,93 € | | Importe Bruto Próximo Cupón | Serie A - 595,04 € | |
| Amortización Serie B | 0 | | | Serie B - 958,09 € | |
| Intereses Brutos Serie A | 623,61 € | | Importe Neto Próximo Cupón | Serie A - 505,78 € | |
| Intereses Brutos Serie B | 998,73 € | | | Serie B - 814,38 € | |

**III. VALORES ADQUIRIDOS POR EL FONDO: PARTICIPACIONES HIPOTECARIAS
 (Participación en Préstamos Hipotecarios)**

| PRÉSTAMOS HIPOTECARIOS | A LA EMISION | SITUACION ACTUAL |
|------------------------------------|------------------|------------------|
| Número de Préstamos | 12.621 | 9.822 |
| Saldo Pendiente de Amortizar PH's | 715.001.503,85 € | 481.361.58,45 € |
| Importes Unitarios Préstamos Vivos | 56.651,73 € | 49.010,50 € |
| Tipo de Interés | 4,47% | 4,77% |

| TASAS DE AMORTIZACION ANTICIPADA | SITUACION ACTUAL |
|-----------------------------------------------|------------------|
| Tasa mensual actual anualizada: | 8,57 % |
| Tasa últimos 12 meses anualizada: | 9,73% |
| Tasa anualizada desde Constitución del Fondo: | 10,52% |

| MOROSIDAD ACTUAL | Hasta 1 mes | De 1 a 6 meses | Mayor de 6 meses |
|---------------------------------------|--------------|----------------|------------------|
| Deuda Vencida (Principal + Intereses) | 171.768,89 € | 70.038,87 € | 23.857,45 € |
| Deuda Pendiente Vencimiento | | | 481.250.970,24 € |
| Deuda Total | 171.768,89 € | 70.038,87 € | 481.274.827,69 € |

**FONDO DE TITULIZACIÓN HIPOTECARIA
BANESTO 2**

**INFORME TRIMESTRAL DE ORIGEN Y APLICACIÓN DE FONDOS
(CAJA)**

Fecha: 18 de noviembre de 2002

| | |
|------------------------------------------------|------------------------|
| A.- ORIGEN: | 23.099.163,35 € |
| a) <i>PRINCIPAL COBRADO</i> | |
| 1. AMORTIZACION DE PH'S: | 16.994.210,77 € |
| b) <i>INTERESES COBRADOS</i> | |
| 1. INTERESES DE PH'S: | 5.857.073,94 € |
| 2. INTERESES DE REINVERSION: | 247.878,64 € |
| | |
| B.- APLICACIÓN: | 23.099.163,35 € |
| 1. GASTOS CORRIENTES: | 31.213,40 € |
| 2. INTERESES DE BTH'S SERIE A: | 4.302.909,00 € |
| 3. INTERESES DE BTH'S SERIE B | 249.682,50 € |
| 4. AMORTIZACION DE BTH'S: | 16.994.217,00 € |
| 5. INTERES PRESTAMOS SUBORDINADO A: | 142.268,20 € |
| 6. INTERES PRESTAMO SUBORDINADO B | 10.212,15 € |
| 7. AMORTIZACION DEL PRESTAMO SUBORDINADO A: | 114.572,88 € |
| 8. AMORTIZACION DEL PRESTAMO SUBORDINADO B | 43.467,73 € |
| 9. COMISIONES A FAVOR DE BANESTO: | 1.210.620,49 € |

C.- ESTADO DE LA CUENTA DE TESORERIA:

a) EN CONCEPTO DE FONDO DE RESERVA

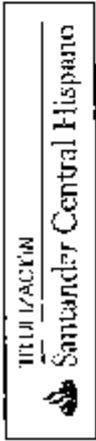
| | |
|-----------------------------|--------------|
| 1. SALDO ANTERIOR: | 16.802.500 € |
| 2. UTILIZACION DEL PERIODO: | 0 € |
| 3. SALDO ACTUAL: | 16.802.500 € |

TOTAL 16.802.500,00 €

PREPAYMENTS - BANESTO 2

November 11th 2002


| Date | Outstanding before prepayment | Real outstanding | Prepayment vector | 0,92% Prepayment vector | Remaining at the end of the month | Average Single monthly mortality | CPR | Monthly Single monthly mortality | CPR | Outstanding after prepayment | Principal Available |
|------|-------------------------------|------------------|-------------------|-------------------------|-----------------------------------|----------------------------------|--------|----------------------------------|--------|------------------------------|---------------------|
| | 715.001,5 | | | 100,00% | 100,00% | | | | | 715.001,50 | 715.000,000000 |
| 1 | 742.493,7 | 708.740,6 | | 99,08% | 99,47% | 0,53% | 6,14% | 0,53% | 6,14% | 705.821,47 | |
| 2 | 708.976,6 | 702.640,4 | | 98,18% | 98,97% | 0,52% | 6,04% | 0,51% | 5,94% | 696.039,93 | |
| 3 | 707.450,1 | 697.112,9 | | 97,26% | 98,54% | 0,48% | 5,72% | 0,49% | 5,07% | 698.052,93 | 26.947 |
| 4 | 704.914,3 | 692.895,3 | | 96,36% | 98,29% | 0,43% | 5,08% | 0,25% | 2,93% | 679.262,50 | |
| 5 | 702.368,9 | 687.415,2 | | 95,47% | 97,87% | 0,43% | 5,03% | 0,43% | 5,08% | 670.566,67 | |
| 6 | 699.814,1 | 680.661,5 | | 94,59% | 97,26% | 0,46% | 5,43% | 0,62% | 7,20% | 661.984,50 | 26.088 |
| 7 | 697.249,8 | 674.171,8 | | 93,72% | 96,60% | 0,48% | 5,61% | 0,59% | 6,85% | 653.455,06 | |
| 8 | 694.675,9 | 665.724,9 | | 92,85% | 95,83% | 0,53% | 6,13% | 0,89% | 10,14% | 645.037,41 | 25.254 |
| 9 | 692.092,4 | 658.860,8 | | 92,00% | 95,17% | 0,55% | 6,33% | 0,97% | 8,01% | 636.710,63 | |
| 10 | 689.499,3 | 652.895,7 | | 91,15% | 94,70% | 0,54% | 6,39% | 0,49% | 5,69% | 628.473,81 | |
| 11 | 686.896,5 | 646.831,9 | | 90,31% | 94,14% | 0,55% | 6,39% | 0,60% | 6,94% | 620.326,05 | 21.144 |
| 12 | 684.284,1 | 641.192,8 | | 89,48% | 93,78% | 0,80% | 8,22% | 3,57% | 35,33% | 612.266,45 | |
| 13 | 681.661,9 | 635.922,8 | | 88,65% | 93,36% | 0,78% | 8,94% | 0,47% | 5,40% | 604.291,13 | |
| 14 | 679.029,9 | 629.911,8 | | 87,83% | 92,81% | 0,77% | 8,80% | 0,61% | 7,06% | 596.408,22 | 23.658 |
| 15 | 677.368,2 | 624.843,1 | | 87,02% | 92,13% | 0,76% | 8,80% | 0,76% | 8,71% | 588.607,84 | |
| 16 | 673.736,6 | 619.461,2 | | 86,22% | 91,71% | 0,75% | 8,58% | 0,47% | 5,49% | 580.992,14 | |
| 17 | 671.075,1 | 614.006,1 | | 85,42% | 91,1% | 0,77% | 8,84% | 1,12% | 12,89% | 573.260,26 | 22.890 |
| 18 | 663.403,7 | 608.317,2 | | 84,64% | 90,98% | 0,97% | 10,99% | 4,28% | 40,85% | 565.711,35 | |
| 19 | 665.722,4 | 603.116,9 | | 83,86% | 90,46% | 0,95% | 10,79% | 0,62% | 7,16% | 550.244,60 | |
| 20 | 663.031,0 | 597.877,8 | | 83,08% | 92,50% | 0,96% | 10,90% | 1,16% | 13,02% | 550.955,16 | 22.157 |
| 21 | 660.328,7 | 592.520,0 | | 82,32% | 91,98% | 0,94% | 10,73% | 0,63% | 7,30% | 543.554,22 | |
| 22 | 657.618,2 | 587.451,6 | | 81,56% | 91,42% | 0,93% | 10,60% | 0,68% | 7,82% | 538.326,97 | |
| 23 | 654.896,7 | 582.600,0 | | 80,80% | 90,75% | 0,93% | 10,56% | 0,03% | 9,54% | 528.182,80 | 21.440 |
| 24 | 652.165,1 | 577.560,9 | | 80,06% | 79,10% | 0,97% | 11,06% | 2,01% | 21,90% | 522.112,33 | |
| 25 | 643.440,7 | 569.614,9 | | 79,32% | 78,47% | 0,97% | 10,89% | 0,80% | 9,15% | 515.137,22 | |
| 26 | 643.706,2 | 563.820,8 | | 78,59% | 77,81% | 0,96% | 10,68% | 0,72% | 8,29% | 506.236,43 | |
| 27 | 643.961,6 | 498.375,4 | | 77,86% | 77,39% | 0,94% | 10,77% | 0,66% | 7,63% | 501.411,19 | 20.703 |
| 28 | 641.206,7 | 493.101,8 | | 77,15% | 76,90% | 0,93% | 10,65% | 0,63% | 7,34% | 494.666,73 | |
| 29 | | | | | | | | | | | |



PREPAYMENTS BANESTO 2

November 11th 2002

| | Outstanding | 0,42% | Remaining | Average Single | Monthly Single | Outstanding | Principal |
|-----------|-------------|--------|-----------|----------------|----------------|-------------|-----------|
| 30 oct-02 | 638.441,5 | 76,43% | 76,30% | 6,93% | 0,79% | 487.984,31 | |
| 31 nov-02 | 635.666,0 | 75,73% | 75,73% | 6,92% | 0,74% | 481.381,16 | 20.030 |

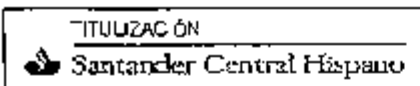
TITULIZACIÓN
 **Santander Central Hispano**

DFAI 715.000
 MEZZ. DECLINN 7,00%
 MEZZ. STOPS DECLINN 1,00%
 VIDA RESIDUAL DESDE 11/11/02

4,48

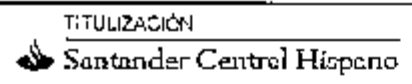
5.

| | | | | | | | | |
|----------|---|-------------|-------------|------------|-----------------|-----------|-----------|--|
| | | 690.000.000 | 25.000.000 | | | | | |
| 11/06/00 | 0 | 690.000.000 | 25.000.000 | 0 | 0 | | | |
| 11/07/00 | 1 | 690.000.000 | 25.000.000 | 0 | 0 | | | |
| 11/08/00 | 1 | 26.947.066 | 690.000.000 | 26.947.066 | -22.150.488.118 | | | |
| 11/09/00 | 1 | 0 | 663.052.934 | 0 | 0 | | | |
| 11/10/00 | 1 | 0 | 663.052.934 | 0 | 0 | | | |
| 11/11/00 | 1 | 26.088.431 | 663.052.934 | 26.088.431 | -19.044.554.492 | | | |
| 11/12/00 | 1 | 0 | 636.964.503 | 0 | 0 | | | |
| 11/01/01 | 1 | 0 | 636.964.503 | 0 | 0 | | | |
| 11/02/01 | 1 | 25.253.877 | 636.964.503 | 25.253.877 | -16.111.973.760 | | | |
| 11/03/01 | 1 | 0 | 611.710.626 | 0 | 0 | | | |
| 11/04/01 | 1 | 0 | 611.710.626 | 0 | 0 | | | |
| 11/05/01 | 1 | 24.444.175 | 611.710.626 | 24.444.175 | -13.419.822.013 | | | |
| 11/06/01 | 1 | 0 | 587.266.451 | 0 | 0 | | | |
| 11/07/01 | 1 | 0 | 587.266.451 | 0 | 0 | | | |
| 11/08/01 | 1 | 23.658.609 | 587.266.451 | 23.658.609 | -10.811.964.497 | | | |
| 11/09/01 | 1 | 0 | 563.607.842 | 0 | 0 | | | |
| 11/10/01 | 1 | 0 | 563.607.842 | 0 | 0 | | | |
| 11/11/01 | 1 | 22.896.487 | 563.607.842 | 22.896.487 | -6.357.217.820 | | | |
| 11/12/01 | 1 | 0 | 540.711.354 | 0 | 0 | | | |
| 11/01/02 | 1 | 0 | 540.711.354 | 0 | 0 | | | |
| 11/02/02 | 1 | 22.157.134 | 540.711.354 | 22.157.134 | -6.048.897.581 | | | |
| 11/03/02 | 1 | 0 | 518.554.220 | 0 | 0 | | | |
| 11/04/02 | 1 | 0 | 518.554.220 | 0 | 0 | | | |
| 11/05/02 | 1 | 21.439.895 | 518.554.220 | 21.439.895 | -3.944.940.615 | | | |
| 11/06/02 | 1 | 0 | 497.114.326 | 0 | 0 | | | |
| 11/07/02 | 1 | 0 | 497.114.326 | 0 | 0 | | | |
| 11/08/02 | 1 | 20.703.135 | 497.114.326 | 20.703.135 | -1.904.688.439 | | | |
| 11/09/02 | 1 | 0 | 476.411.191 | 0 | 0 | | | |
| 11/10/02 | 1 | 0 | 476.411.191 | 0 | 0 | | | |
| 11/11/02 | 1 | 20.030.032 | 476.411.191 | 20.030.032 | 0 | | | |
| 11/12/02 | 1 | 0 | 456.381.158 | 0 | 0 | | | |
| 11/01/03 | 1 | 0 | 456.381.158 | 0 | 0 | | | |
| 11/02/03 | 1 | 19.377.126 | 456.381.158 | 19.377.126 | 1.782.695.557 | | | |
| 11/03/03 | 1 | 0 | 437.004.033 | 0 | 0 | | | |
| 11/04/03 | 1 | 0 | 437.004.033 | 0 | 0 | | | |
| 11/05/03 | 1 | 18.743.833 | 437.004.033 | 18.743.833 | 3.392.633.775 | | | |
| 11/06/03 | 1 | 0 | 418.260.200 | 0 | 0 | | | |
| 11/07/03 | 1 | 0 | 418.260.200 | 0 | 0 | | | |
| 11/08/03 | 1 | 18.098.069 | 418.260.200 | 18.098.069 | 4.940.772.712 | | | |
| 11/09/03 | 1 | 0 | 400.162.131 | 0 | 0 | | | |
| 11/10/03 | 1 | 0 | 400.162.131 | 0 | 0 | | | |
| 11/11/03 | 1 | 17.503.706 | 400.162.131 | 17.503.706 | 6.388.852.763 | | | |
| 11/12/03 | 1 | 0 | 382.658.425 | 0 | 0 | | | |
| 11/01/04 | 1 | 0 | 382.658.425 | 0 | 0 | | | |
| 11/02/04 | 1 | 18.827.281 | 382.658.425 | 18.827.281 | 7.735.758.151 | | | |
| 11/03/04 | 1 | 0 | 365.731.184 | 0 | 0 | | | |
| 11/04/04 | 1 | 0 | 365.731.184 | 0 | 0 | | | |
| 11/05/04 | 1 | 16.358.214 | 365.731.184 | 16.358.214 | 8.675.008.701 | 608.965 | 278.404,3 | |
| 11/06/04 | 1 | 0 | 349.871.916 | 0 | 0 | | | |
| 11/07/04 | 1 | 0 | 349.871.916 | 0 | 0 | | | |
| 11/08/04 | 1 | 15.749.536 | 349.871.916 | 15.749.536 | 9.405.563.766 | 1.030.343 | 658.399,4 | |
| 11/09/04 | 1 | 0 | 335.152.724 | 0 | 0 | | | |
| 11/10/04 | 1 | 0 | 335.152.724 | 0 | 0 | | | |
| 11/11/04 | 1 | 15.227.152 | 335.152.724 | 15.227.152 | 10.402.948.797 | 996.168 | 726.199,4 | |
| 11/12/04 | 1 | 0 | 320.921.741 | 0 | 0 | | | |
| 11/01/05 | 1 | 0 | 320.921.741 | 0 | 0 | | | |
| 11/02/05 | 1 | 14.720.587 | 320.921.741 | 14.720.587 | 11.322.489.936 | 983.029 | 792.572,6 | |
| 11/03/05 | 1 | 0 | 307.164.183 | 0 | 0 | | | |
| 11/04/05 | 1 | 0 | 307.164.183 | 0 | 0 | | | |



DEAL 715.000
 MEZZ. DEC. INN 7,00%
 MEZZ. STOPS DECLIN 1,00%
 VIDA RESIDUAL DESDE 11/11/02

| | | | | | 4,48 | | 5, | |
|----------|---|------------|-------------|------------|------------|----------------|---------|-------------|
| 11/05/05 | 1 | 14.229.381 | 307.164.183 | 21.501.493 | 13.298.487 | 12.128.219.893 | 930.894 | 848.975.3 |
| 11/06/05 | 1 | 0 | 293.865.696 | 20.570.599 | 0 | 0 | 0 | |
| 11/07/05 | 1 | 0 | 293.865.696 | 20.570.599 | 0 | 0 | 0 | |
| 11/08/05 | 1 | 13.892.718 | 293.865.696 | 20.570.599 | 12.797.967 | 12.849.058.784 | 895.851 | 899.434.1 |
| 11/09/05 | 1 | 0 | 281.067.829 | 19.674.748 | 0 | 0 | 0 | |
| 11/10/05 | 1 | 0 | 281.067.829 | 19.674.748 | 0 | 0 | 0 | |
| 11/11/05 | 1 | 13.234.516 | 281.067.829 | 19.674.748 | 12.368.706 | 13.556.102.099 | 865.809 | 849.927.1 |
| 11/12/05 | 1 | 0 | 268.699.123 | 18.808.939 | 0 | 0 | 0 | |
| 11/01/06 | 1 | 0 | 268.699.123 | 18.808.939 | 0 | 0 | 0 | |
| 11/02/06 | 1 | 12.789.287 | 268.699.123 | 18.808.939 | 11.952.804 | 14.199.893.536 | 836.682 | 993.978.5 |
| 11/03/06 | 1 | 0 | 256.746.519 | 17.972.256 | 0 | 0 | 0 | |
| 11/04/06 | 1 | 0 | 256.746.519 | 17.972.256 | 0 | 0 | 0 | |
| 11/05/06 | 1 | 12.367.625 | 256.746.519 | 17.972.256 | 11.549.182 | 14.746.305.301 | 808.443 | 1.032.381.3 |
| 11/06/06 | 1 | 0 | 245.197.337 | 17.163.814 | 0 | 0 | 0 | |
| 11/07/06 | 1 | 0 | 245.197.337 | 17.163.814 | 0 | 0 | 0 | |
| 11/08/06 | 1 | 11.861.718 | 245.197.337 | 17.163.814 | 11.385.715 | 15.176.344.441 | 776.000 | 1.082.344.1 |
| 11/09/06 | 1 | 0 | 234.111.621 | 16.387.813 | 0 | 0 | 0 | |
| 11/10/06 | 1 | 0 | 234.111.621 | 16.387.813 | 0 | 0 | 0 | |
| 11/11/06 | 1 | 11.459.417 | 234.111.621 | 16.387.813 | 10.708.735 | 15.646.923.226 | 749.681 | 1.095.284.6 |
| 11/12/06 | 1 | 0 | 223.401.886 | 15.638.132 | 0 | 0 | 0 | |
| 11/01/07 | 1 | 0 | 223.401.886 | 15.638.132 | 0 | 0 | 0 | |
| 11/02/07 | 1 | 11.069.421 | 223.401.886 | 15.638.132 | 10.345.253 | 16.066.177.930 | 724.168 | 1.124.632.4 |
| 11/03/07 | 1 | 0 | 213.056.633 | 14.913.964 | 0 | 0 | 0 | |
| 11/04/07 | 1 | 0 | 213.056.633 | 14.913.964 | 0 | 0 | 0 | |
| 11/05/07 | 1 | 10.691.369 | 213.056.633 | 14.913.964 | 9.991.934 | 16.406.755.290 | 699.435 | 1.143.472.8 |
| 11/06/07 | 1 | 0 | 203.064.699 | 14.214.529 | 0 | 0 | 0 | |
| 11/07/07 | 1 | 0 | 203.064.699 | 14.214.529 | 0 | 0 | 0 | |
| 11/08/07 | 1 | 10.216.564 | 203.064.699 | 14.214.529 | 9.546.219 | 16.556.811.795 | 668.375 | 1.158.982.8 |
| 11/09/07 | 1 | 0 | 193.516.490 | 13.546.154 | 0 | 0 | 0 | |
| 11/10/07 | 1 | 0 | 193.516.490 | 13.546.154 | 0 | 0 | 0 | |
| 11/11/07 | 1 | 9.866.155 | 193.516.490 | 13.546.154 | 9.220.706 | 16.837.009.079 | 645.449 | 1.178.590.8 |
| 11/12/07 | 1 | 0 | 184.295.774 | 12.900.704 | 0 | 0 | 0 | |
| 11/01/08 | 1 | 0 | 184.295.774 | 12.900.704 | 0 | 0 | 0 | |
| 11/02/08 | 1 | 9.526.486 | 184.295.774 | 12.900.704 | 8.905.258 | 17.076.448.203 | 623.228 | 1.195.351.6 |
| 11/03/08 | 1 | 0 | 175.392.516 | 12.277.476 | 0 | 0 | 0 | |
| 11/04/08 | 1 | 0 | 175.392.516 | 12.277.476 | 0 | 0 | 0 | |
| 11/05/08 | 1 | 9.197.271 | 175.392.516 | 12.277.476 | 8.595.580 | 17.259.925.362 | 601.891 | 1.208.134.7 |
| 11/06/08 | 1 | 0 | 166.796.936 | 11.675.786 | 0 | 0 | 0 | |
| 11/07/08 | 1 | 0 | 166.796.936 | 11.675.786 | 0 | 0 | 0 | |
| 11/08/08 | 1 | 8.745.174 | 166.796.936 | 11.675.786 | 9.173.060 | 17.163.425.821 | 572.114 | 1.201.439.8 |
| 11/09/08 | 1 | 0 | 158.623.876 | 11.103.671 | 0 | 0 | 0 | |
| 11/10/08 | 1 | 0 | 158.623.876 | 11.103.671 | 0 | 0 | 0 | |
| 11/11/08 | 1 | 8.441.305 | 158.623.876 | 11.103.671 | 7.989.536 | 17.293.866.354 | 552.268 | 1.210.570.6 |
| 11/12/08 | 1 | 0 | 150.734.339 | 10.551.404 | 0 | 0 | 0 | |
| 11/01/09 | 1 | 0 | 150.734.339 | 10.551.404 | 0 | 0 | 0 | |
| 11/02/09 | 1 | 8.147.864 | 150.734.339 | 10.551.404 | 7.614.770 | 17.392.134.968 | 533.034 | 1.217.449.4 |
| 11/03/09 | 1 | 0 | 143.119.568 | 10.018.370 | 0 | 0 | 0 | |
| 11/04/09 | 1 | 0 | 143.119.568 | 10.018.370 | 0 | 0 | 0 | |
| 11/05/09 | 1 | 7.862.896 | 143.119.568 | 10.018.370 | 7.348.501 | 17.437.993.642 | 514.396 | 1.220.659.5 |
| 11/06/09 | 1 | 0 | 135.771.067 | 9.509.975 | 0 | 0 | 0 | |
| 11/07/09 | 1 | 0 | 135.771.067 | 9.509.975 | 0 | 0 | 0 | |
| 11/08/09 | 1 | 7.284.428 | 135.771.067 | 9.509.975 | 6.807.877 | 17.611.416.348 | 476.551 | 1.174.699.1 |
| 11/09/09 | 1 | 0 | 128.963.190 | 9.027.423 | 0 | 0 | 0 | |
| 11/10/09 | 1 | 0 | 128.963.190 | 9.027.423 | 0 | 0 | 0 | |
| 11/11/09 | 1 | 7.030.199 | 128.963.190 | 9.027.423 | 6.570.260 | 17.800.205.457 | 459.920 | 1.176.014.3 |
| 11/12/09 | 1 | 0 | 122.392.911 | 8.567.504 | 0 | 0 | 0 | |
| 11/01/10 | 1 | 0 | 122.392.911 | 8.567.504 | 0 | 0 | 0 | |
| 11/02/10 | 1 | 6.783.341 | 122.392.911 | 8.567.504 | 6.340.038 | 17.794.761.529 | 443.805 | 1.175.653.3 |
| 11/03/10 | 1 | 0 | 116.052.872 | 8.123.701 | 0 | 0 | 0 | |
| 11/04/10 | 1 | 0 | 116.052.872 | 8.123.701 | 0 | 0 | 0 | |



DEAL
 MEZZ. DECLINN
 MEZZ. STOPS DECLINN
 VIDA RESICUAL DESDE

715,000
 7,00%
 1,00%
 11/11/02

4,43

5,

| | | | | | | | | |
|----------|---|------------|-------------|-----------|------------|-----------------|-----------|--------------|
| 11/05/10 | 1 | 6.545.122 | 116.052.872 | 8.123.701 | 6.116.937 | 16.748.172.415 | 428.186 | 1.172.372.0 |
| 11/06/10 | 1 | 0 | 109.935.936 | 7.695.515 | 0 | 0 | 0 | |
| 11/07/10 | 1 | 0 | 109.935.936 | 7.695.515 | 0 | 0 | 0 | |
| 11/08/10 | 1 | 6.146.961 | 109.935.936 | 7.695.515 | 5.601.445 | 15.852.089.494 | 545.515 | 1.543.308.0 |
| 11/09/10 | 1 | 0 | 104.334.491 | 7.150.000 | 0 | 0 | 0 | |
| 11/10/10 | 1 | 0 | 104.334.491 | 7.150.000 | 0 | 0 | 0 | |
| 11/11/10 | 1 | 5.930.185 | 104.334.491 | 7.150.000 | 5.930.185 | 17.326.000.740 | 0 | |
| 11/12/10 | 1 | 0 | 98.404.306 | 7.150.000 | 0 | 0 | 0 | |
| 11/01/11 | 1 | 0 | 98.404.306 | 7.150.000 | 0 | 0 | 0 | |
| 11/02/11 | 1 | 5.720.150 | 98.404.306 | 7.150.000 | 5.720.150 | 17.240.530.756 | 0 | |
| 11/03/11 | 1 | 0 | 92.684.156 | 7.150.000 | 0 | 0 | 0 | |
| 11/04/11 | 1 | 0 | 92.684.156 | 7.150.000 | 0 | 0 | 0 | |
| 11/05/11 | 1 | 5.518.656 | 92.004.130 | 7.150.000 | 5.518.656 | 17.110.103.040 | 0 | |
| 11/06/11 | 1 | 0 | 87.167.500 | 7.150.000 | 0 | 0 | 0 | |
| 11/07/11 | 1 | 0 | 87.167.500 | 7.150.000 | 0 | 0 | 0 | |
| 11/08/11 | 1 | 5.177.169 | 87.167.500 | 7.150.000 | 5.177.169 | 16.541.054.093 | 0 | |
| 11/09/11 | 1 | 0 | 81.990.331 | 7.150.000 | 0 | 0 | 0 | |
| 11/10/11 | 1 | 0 | 81.990.331 | 7.150.000 | 0 | 0 | 0 | |
| 11/11/11 | 1 | 4.992.441 | 81.990.331 | 7.150.000 | 4.992.441 | 16.410.152.822 | 0 | |
| 11/12/11 | 1 | 0 | 76.997.890 | 7.150.000 | 0 | 0 | 0 | |
| 11/01/12 | 1 | 0 | 76.997.890 | 7.150.000 | 0 | 0 | 0 | |
| 11/02/12 | 1 | 4.813.484 | 76.997.890 | 7.150.000 | 4.813.484 | 16.264.762.476 | 0 | |
| 11/03/12 | 1 | 0 | 72.184.406 | 7.150.000 | 0 | 0 | 0 | |
| 11/04/12 | 1 | 0 | 72.184.406 | 7.150.000 | 0 | 0 | 0 | |
| 11/05/12 | 1 | 4.640.129 | 72.184.406 | 7.150.000 | 4.640.129 | 16.396.605.937 | 0 | |
| 11/06/12 | 1 | 0 | 67.544.278 | 7.150.000 | 0 | 0 | 0 | |
| 11/07/12 | 1 | 0 | 67.544.278 | 7.150.000 | 0 | 0 | 0 | |
| 11/08/12 | 1 | 4.238.822 | 67.544.278 | 7.150.000 | 4.238.822 | 15.394.445.546 | 0 | |
| 11/09/12 | 1 | 0 | 63.305.456 | 7.150.000 | 0 | 0 | 0 | |
| 11/10/12 | 1 | 0 | 63.305.456 | 7.150.000 | 0 | 0 | 0 | |
| 11/11/12 | 1 | 70.455.456 | 63.305.456 | 7.150.000 | 63.305.456 | 231.254.829.931 | 7.150.000 | 26.118.950.0 |

BANESTO 2

ACTIVO: PARTICIPACIONES HIPOTECARIAS

| CARACTERISTICAS GENERALES | | | |
|-------------------------------|--------------------|--------------------|----------|
| CONCEPTOS | 08-05-00 | | 18-11-02 |
| Nº DE PRÉSTAMOS DE LA CARTERA | 12.621 | | 9.822 |
| SALDO VIVO | 715,001,503.85 €.- | 481,381,158.45 €.- | |
| TIPO DE INTERÉS DE LAS PH's | 4.47 % | | 4.77% |
| COBERTURA MEDIA/SALDO VIVO | 64.33 % | | 56.99% |

AMORTIZACIONES ANTICIPADAS

(% sobre saldo vivo)

| MESES | TASA | | TASA MEDIA |
|--------------|-------------|---------|-------------|
| | Annualizada | Mensual | Annualizada |
| MAYO 02 | 2.04% | 21.90% | 0.97% |
| AGOSTO 02 | 0.66% | 7.63% | 0.94% |
| NOVIEMBRE 02 | 0.74% | 8.57% | 0.92% |
| | | | 10.52% |

MOROSIDAD DE LA CARTERA

a día 18 de noviembre de 2002

| CONCEPTOS | HASTA 30 DIAS | MÁS DE 30 DIAS |
|-----------------------|---------------|----------------|
| Nº DE RECIBOS EN MORA | 404 | 272 |
| IMPORTE | 172,768,69 € | 95,896,32 € |

MEJORA CREDITICIA

| CONCEPTOS | 08-05-00 | 18-11-02 |
|---------------------|---------------------------|---------------------------|
| EMISIÓN SUBORDINADA | 3.50% | 5.02% |
| FONDO RESERVA | 16,802,500 €.- (2.55%) | 16,802,500 €.- (3.37%) |

PASIVO: BONOS DE TITULIZACION HIPOTECARIA

| EMISION PRINCIPAL | | | |
|---------------------------|-----------------------------------------------|--|-----------------------------------------------|
| SERIE A | | | |
| CONCEPTOS | 08-05-00 | | 18-11-02 |
| NÚMERO DE BONOS | 6.900 | | 6.900 |
| SALDO VIVO TOTAL | 604,000,000 €.- | | 456,381,182,86 €.- |
| SALDO VIVO UNITARIO | 100,000 €.- | | 66,142,20 €.- |
| TIPO DE INTERÉS APLICABLE | EURIBOR 3 meses + 27 p.b. Revisión trimestral | | EURIBOR 3 meses + 27 p.b. Revisión trimestral |
| TIPO DE INTERÉS NOMINAL | 3.6477% | | 3.4411% |
| RATING (MOODY'S) | Aaa | | Aaa |
| AMORTIZACION | PASS - THROUGH | | |
| VIDA RESIDUAL (años) | 7.7 | | 6.48 |

EMISION SUBORDINADA

SERIE B

| | | | |
|---------------------------|-------------------------------------------------|--|-------------------------------------------------|
| CONCEPTOS | 08-05-00 | | 18-11-02 |
| NÚMERO DE BONOS | 250 | | 250 |
| SALDO VIVO TOTAL | 25,000,000 | | 25,000,000 €.- |
| SALDO VIVO UNITARIO | 100,000 €.- | | 100,000 €.- |
| TIPO DE INTERÉS APLICABLE | EURIBOR 3 meses + 62.5 p.b. Revisión trimestral | | EURIBOR 3 meses + 62.5 p.b. Revisión trimestral |
| TIPO DE INTERÉS NOMINAL | 3.0076% | | 3.8011% |
| RATING (MOODY'S) | A2 | | A2 |
| AMORTIZACION | SUBORDINADA | | |
| VIDA RESIDUAL (años) | 10.9 | | 8.87 |

PRÉSTAMO SUBORDINADO

| | | | |
|----------------|------------------|--|-------------------|
| CONCEPTOS | 08-05-00 | | 18-11-02 |
| SALDO VIVO A | 18,194,000 €.- | | 17,042,257.35 €.- |
| SALDO VIVO B | 1,770,465.75 €.- | | 1,188,066.59 €.- |
| TIPO INTERES A | 4.31% | | 3.124% |

TITULIZACIÓN

| TIPO INTERES B |
|----------------|
| 4,31 % |
| 5,124 % |