

Madrid, 25 de junio de 2003

**Ref.: BONOS DE TITULIZACION HIPOTECARIA  
F.T.H. BANESTO 1**

---

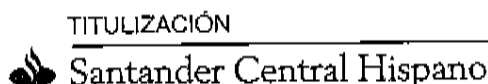
Estimados señores:

En relación al asunto de referencia, adjunto les remitimos la siguiente información periódica:

- Informe trimestral de los Bonos de Titulización Hipotecaria.
- Informe trimestral de las Participaciones Hipotecarias.
- Informe trimestral de origen y aplicación de fondos (caja).
- Tasas de Prepago históricas; y vida media residual de los Bonos de Titulización Hipotecaria.

Atentamente,

Ignacio Ortega Gavara  
Director General



DENOMINACION DEL FONDO: **FONDO DE TITULIZACION HIPOTECARIA: BANESTO 1**

INFORMACION  
CORRESPONDIENTE AL:

TRIMESTRE/SEMESTRE **18/02/03 - 19/05/03** AÑO: **2003**

Personas que asumen la responsabilidad de esta información y cargos que ocupan:	Firma:
Ignacio Ortega Gavara - Director General	

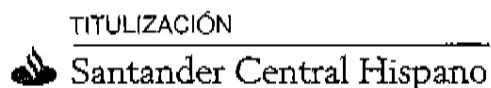
### I. DATOS GENERALES SOBRE EL FONDO

Fecha de Constitución del Fondo	29 de julio de 1.999	Agente de Pago Bonos	Banesto	
Fecha Desembolso BTH'S	4 de agosto de 1.999	Negociación Mercado	AIAF	
Fecha Final Amortización BTH'S	18 de febrero de 2.029	Agencia de Calificación	Moody's	
Sociedad Gestora	Santander Central Hispano Titulización	Calificación:	Inicial	Actual
Originador PH's	Banesto	Emisión Principal	Aaa	Aaa
		Emisión Subordinada	A2	A2

### II. VALORES EMITIDOS POR EL FONDO: BONOS DE TITULIZACION HIPOTECARIA

SERIES PRELACION CODIGO ISIN	Nº BTH'S	NOMINAL EN CIRCULACIÓN			
			Inicial	Actual	%Act/Inic
Serie A Preferente (ISIN=ES0341221002)	7.324	Nominal Unitario	100.000 €	44.580,85 €	
		Nominal Total	732.400.000 €	326.510.144,08 €	44,58%
Serie B Subordinada (ISIN=ES0341221010)	266	Nominal Unitario	100.000 €	100.000 €	
		Nominal Total	26.600.000€	26.600.000 €	100%

AMORTIZACION E INTERESES BTH'S					
Actual			Próximo		
Fecha Amortización Periodo Actual	19 de mayo de 2.003		Fecha Próximo Cupón	18 de agosto de 2.003	
Amortización devengada no pagada	0		Tipo de Interés	Serie A - 2,6969%	
Amortización Calendario	NO			Serie B - 3,0974%	
Amortización Serie A	2.278,35 €		Importe Bruto Próximo Cupón	Serie A - 299,75 €	
Amortización Serie B	0			Serie B - 772,23 €	
Intereses Brutos Serie A	341,72 €		Importe Neto Próximo Cupón	Serie A - 254,79 €	
Intereses Brutos Serie B	828,00 €			Serie B - 656,40 €	

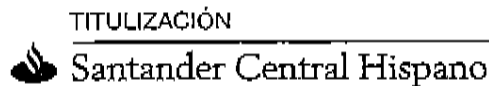


**III. VALORES ADQUIRIDOS POR EL FONDO: PARTICIPACIONES HIPOTECARIAS**  
**(Participación en Préstamos Hipotecarios)**

PRESTAMOS HIPOTECARIOS	A LA EMISION	SITUACION ACTUAL
Número de Préstamos	18.269	10.944
Saldo Pendiente de Amortizar PH's	759.000.019 €	353.110.138,83 €
Importes Unitarios Préstamos Vivos	41.545,79 €	32.265,18 €
Tipo de Interés	5,16%	4,81%

TASAS DE AMORTIZACION ANTICIPADA	SITUACION ACTUAL
Tasa mensual actual anualizada:	5,61%
Tasa últimos 12 meses anualizada:	9,42%
Tasa anualizada desde Constitución del Fondo:	12,49%

MOROSIDAD ACTUAL	Hasta 1 mes	De 1 a 6 meses	Mayor de 6 meses
Deuda Vencida (Principal + Intereses)	158.778,48 €	51.510,33 €	12.276,58 €
Deuda Pendiente Vencimiento			352.981.957,15 €
Deuda Total	158.778,48 €	51.510,33 €	352.994.239,73€

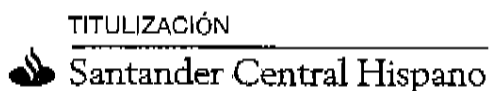


**FONDO DE TITULIZACIÓN HIPOTECARIA  
BANESTO 1**

**INFORME TRIMESTRAL DE ORIGEN Y APLICACIÓN DE FONDOS  
(CAJA)**

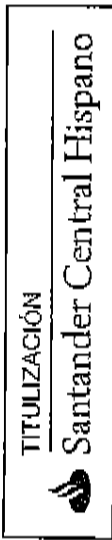
**Fecha: 19 de mayo de 2003**

<b>A.- ORIGEN:</b>	<b>21.291.887,86 €</b>
<b>a) PRINCIPAL COBRADO</b>	
1. AMORTIZACION DE PH'S:	16.686.605,30 €
<b>b) INTERESES COBRADOS</b>	
1. INTERESES DE PH'S:	4.405.609,04 €
2. INTERESES DE REINVERSION:	199.673,52 €
<b>B.- APLICACIÓN:</b>	<b>21.291.887,86 €</b>
1. GASTOS CORRIENTES:	24.470,02 €
3. INTERESES DE BTH'S SERIE A:	2.502.757,28 €
3 INTERESES DE BTH'S SERIE B	220.248,00 €
4. AMORTIZACION DE BTH'S:	16.686.345,40 €
5. INTERES PRESTAMO SUBORDINADO A:	125.728,66 €
6. INTERES PRESTAMO SUBORDINADO B	4.544,05 €
7. AMORTIZACION DEL PRESTAMO SUBORDINADO A:	0 €
8. AMORTIZACION DEL PRESTAMO SUBORDINADO B	27.602,17 €
9. COMISIONES A FAVOR DE BANESTO:	1.699.902,28 €

**C.- ESTADO DE LA CUENTA DE TESORERIA:****a) EN CONCEPTO DE FONDO DE RESERVA**

1. SALDO ANTERIOR:	18.975.000 €
2. UTILIZACION DEL PERIODO:	0 €
3. SALDO ACTUAL:	18.975.000 €


**TOTAL (A+B) 18.975.000 €**



**PREPAYMENTS - BANESTO.1**

February 11th 2003

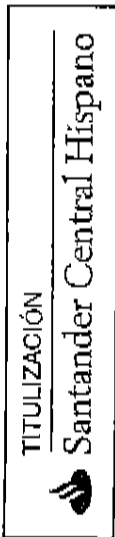
Date	Outstanding before prepayment	Real outstanding	Prepayment vector	1,11%	Remaining at the end of the month	Average Single monthly mortality	CPR	Monthly Single monthly mortality	CPR	Outstanding after prepayment
	0,166386								9,42%	
2 sep-99	755366,17	744.506,7	98,89%	98,56%	1,44%	15,95%	1,44%	15,95%	15,95%	747.014,3
3 oct-99	751716,69	724.010,7	97,80%	96,31%	1,86%	20,17%	2,28%	20,17%	24,18%	735.185,6
4 nov-99	748051,52	716.871,1	96,72%	95,83%	1,41%	15,66%	0,50%	15,66%	5,85%	723.511,9
5 dic-99	744370,59	706.796,1	95,65%	94,95%	1,29%	14,39%	0,92%	14,39%	10,47%	711.991,5
6 ene-00	740674,95	696.426,4	94,59%	94,03%	1,22%	13,74%	0,98%	13,74%	11,10%	700.623,4
7 feb-00	736963,42	689.571,8	93,55%	93,57%	1,10%	12,45%	0,49%	12,45%	5,67%	689.404,8
8 mar-00	732335,93	680.287,7	92,51%	92,78%	1,07%	12,06%	0,84%	12,06%	9,68%	678.333,9
9 abr-00	729492,41	672.739,1	91,49%	92,22%	1,01%	11,44%	0,60%	11,44%	6,99%	667.408,8
10 may-00	725732,80	666.330,6	90,48%	91,81%	0,94%	10,76%	0,44%	10,76%	5,15%	656.627,8
11 jun-00	721957,01	659.284,5	89,48%	91,32%	0,90%	10,32%	0,54%	10,32%	6,29%	645.989,2
12 jul-00	718172,25	651.086,5	88,49%	90,66%	0,89%	10,15%	0,72%	10,15%	8,34%	635.497,7
13 ago-00	714371,21	642.166,4	87,51%	89,89%	0,88%	10,11%	0,85%	10,11%	9,68%	625.144,9
14 sep-00	710553,83	623.658,7	86,54%	87,77%	1,00%	11,34%	2,36%	11,34%	24,92%	614.929,2
15 oct-00	706720,03	616.983,1	85,59%	87,30%	0,97%	10,99%	0,53%	10,99%	6,22%	604.848,9
16 nov-00	702869,74	609.181,2	84,64%	86,67%	0,95%	10,81%	0,72%	10,81%	8,35%	594.902,5
17 dic-00	699002,90	601.490,1	83,70%	86,05%	0,93%	10,66%	0,72%	10,66%	8,27%	585.088,1
18 ene-01	695141,26	592.596,5	82,78%	85,25%	0,93%	10,65%	0,93%	10,65%	10,62%	575.422,4
19 feb-01	691263,01	584.606,2	81,86%	84,57%	0,93%	10,57%	0,79%	10,57%	9,13%	565.885,3
20 mar-01	687368,09	577.868,5	80,96%	84,07%	0,91%	10,38%	0,59%	10,38%	6,88%	556.475,3
21 abr-01	683456,42	570.372,4	80,06%	83,45%	0,90%	10,28%	0,73%	10,28%	8,44%	547.190,7
22 may-01	679527,93	539.849,8	79,18%	79,44%	1,09%	12,32%	4,80%	12,32%	44,61%	538.030,1
23 jun-01	675582,55	533.640,9	78,30%	78,99%	1,07%	12,07%	0,57%	12,07%	6,66%	528.992,0



**PRI-PAYMENTS -BANESTO.1**

February 11th 2003

Date	Outstanding before prepayment	Real outstanding	Prepayment vector	Remaining at the end of the month	Average Single monthly mortality	CPR	Monthly Single monthly mortality	CPR	Outstanding after prepayment
	0,166386		1,11%						9,42%
24 Jul-01	671656,44	526.278,4	77,44%	78,36%	1,05%	11,95%	0,80%	11,95%	520.102,9
25 ago-01	667713,46	519.242,9	76,58%	77,76%	1,04%	11,82%	0,75%	11,82%	511.332,7
26 sep-01	663753,52	513.742,8	75,73%	77,40%	1,02%	11,57%	0,47%	11,57%	502.680,1
27 oct-01	659776,55	480.522,3	74,90%	72,83%	1,21%	13,61%	5,90%	13,61%	494.143,5
28 nov-01	655782,49	472.319,1	74,07%	72,02%	1,21%	13,57%	1,11%	13,57%	485.721,6
29 dic-01	651771,24	465.247,6	73,25%	71,38%	1,20%	13,45%	0,89%	13,45%	477.413,0
30 ene-02	647781,02	457.234,1	72,44%	70,58%	1,19%	13,42%	1,12%	13,42%	469.243,9
31 feb-02	643773,63	449.737,6	71,64%	69,86%	1,19%	13,37%	1,03%	13,37%	461.184,8
32 mar-02	639749,01	443.596,1	70,85%	69,34%	1,17%	13,22%	0,75%	13,22%	453.234,4
33 abr-02	635707,09	437.704,4	70,06%	68,85%	1,16%	13,06%	0,70%	13,06%	445.391,2
34 may-02	631647,79	423.430,0	69,29%	67,04%	1,20%	13,54%	2,64%	13,54%	437.654,1
35 jun-02	627571,03	417.177,8	68,52%	66,47%	1,19%	13,42%	0,84%	13,42%	430.021,6
36 jul-02	623526,65	410.651,1	67,76%	65,86%	1,19%	13,34%	0,93%	13,34%	422.526,4
37 ago-02	619464,87	404.214,9	67,01%	65,25%	1,18%	13,26%	0,92%	13,26%	415.132,6
38 sep-02	615385,64	399.061,8	66,27%	64,85%	1,16%	13,11%	0,62%	13,11%	407.839,2
39 oct-02	611288,85	393.346,1	65,54%	64,35%	1,15%	13,00%	0,77%	13,00%	400.644,7
40 nov-02	607174,46	388.135,0	64,82%	63,92%	1,14%	12,86%	0,66%	12,86%	393.548,1
41 dic-02	603042,37	382.514,0	64,10%	63,43%	1,13%	12,77%	0,77%	12,77%	386.548,1
42 ene-03	598942,89	375.287,7	63,39%	62,66%	1,13%	12,79%	1,22%	12,79%	379.675,5
43 feb-03	594825,78	369.796,7	62,69%	62,17%	1,13%	12,70%	0,78%	12,70%	372.896,5
44 mar-03	590690,97	363.315,7	62,00%	61,51%	1,12%	12,68%	1,06%	12,68%	366.210,1
45 abr-03	586538,38	357.354,6	61,31%	60,93%	1,12%	12,64%	0,94%	12,64%	359.615,0




**PREPAYMENTS - BANESTO 1**

February 11th 2003

Date	Outstanding before prepayment	Real outstanding	Prepayment vector	Remaining at the end of the month	Average Single monthly mortality	CPR	Monthly Single monthly mortality	CPR	Outstanding after prepayment
46	582367,93	353.110,1	60,63%	60,63%	1,11%	12,49%	0,48%	5,61%	353.110,1
	0,166386		1,11%					9,42%	

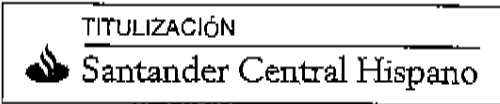


 <b>TITULIZACIÓN</b> <b>Santander Central Hispano</b>
---

DEAL	759.000
MEZZ. DECLINN	8,00%
MEZZ. STOPS DECLINN	1,00%
VIDA RESIDUAL DESDE	11/05/03

3,21

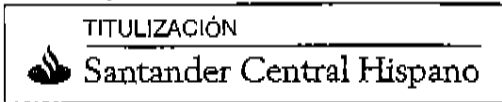
FECHA	PRINCIPAL AVAILABLE	SENIOR NOTES	MEZZANIE NOTES	SERIE A		SERIE B	
				PRINCIPAL	VIDA MEDIA	PRINCIPAL	VIDA MEDIA
11/09/99	0	732.400.000	26.600.000	0	0	0	0
11/10/99	1	0	732.400.000	26.600.000	0	0	0
11/11/99	1	35.488.078	732.400.000	26.600.000	35.488.078	-45.318.275.496	0
11/12/99	1	0	696.911.922	26.600.000	0	0	0
11/01/00	1	0	696.911.922	26.600.000	0	0	0
11/02/00	1	34.107.133	696.911.922	26.600.000	34.107.133	-40.416.952.367	0
11/03/00	1	0	662.804.789	26.600.000	0	0	0
11/04/00	1	0	662.804.789	26.600.000	0	0	0
11/05/00	1	32.776.943	662.804.789	26.600.000	32.776.943	-35.890.752.522	0
11/06/00	1	0	630.027.846	26.600.000	0	0	0
11/07/00	1	0	630.027.846	26.600.000	0	0	0
11/08/00	1	31.482.974	630.027.846	26.600.000	31.482.974	-31.577.423.143	0
11/09/00	1	0	598.544.872	26.600.000	0	0	0
11/10/00	1	0	598.544.872	26.600.000	0	0	0
11/11/00	1	30.242.418	598.544.872	26.600.000	30.242.418	-27.550.842.604	0
11/12/00	1	0	568.302.454	26.600.000	0	0	0
11/01/01	1	0	568.302.454	26.600.000	0	0	0
11/02/01	1	29.017.150	568.302.454	26.600.000	29.017.150	-23.765.045.514	0
11/03/01	1	0	539.285.305	26.600.000	0	0	0
11/04/01	1	0	539.285.305	26.600.000	0	0	0
11/05/01	1	27.855.185	539.285.305	26.600.000	27.855.185	-20.334.284.919	0
11/06/01	1	0	511.430.120	26.600.000	0	0	0
11/07/01	1	0	511.430.120	26.600.000	0	0	0
11/08/01	1	26.697.392	511.430.120	26.600.000	26.697.392	-17.032.936.285	0
11/09/01	1	0	484.732.728	26.600.000	0	0	0
11/10/01	1	0	484.732.728	26.600.000	0	0	0
11/11/01	1	25.611.084	484.732.728	26.600.000	25.611.084	-13.983.651.976	0
11/12/01	1	0	459.121.643	26.600.000	0	0	0
11/01/02	1	0	459.121.643	26.600.000	0	0	0
11/02/02	1	24.536.818	459.121.643	26.600.000	24.536.818	-11.139.715.283	0
11/03/02	1	0	434.584.826	26.600.000	0	0	0
11/04/02	1	0	434.584.826	26.600.000	0	0	0
11/05/02	1	23.530.739	434.584.826	26.600.000	23.530.739	-8.588.719.599	0
11/06/02	1	0	411.054.087	26.600.000	0	0	0
11/07/02	1	0	411.054.087	26.600.000	0	0	0
11/08/02	1	22.521.452	411.054.087	26.600.000	22.521.452	-6.148.356.443	0
11/09/02	1	0	388.532.635	26.600.000	0	0	0
11/10/02	1	0	388.532.635	26.600.000	0	0	0
11/11/02	1	21.584.493	388.532.635	26.600.000	21.584.493	-3.906.793.211	0
11/12/02	1	0	366.948.142	26.600.000	0	0	0
11/01/03	1	0	366.948.142	26.600.000	0	0	0
11/02/03	1	20.651.615	366.948.142	26.600.000	20.651.615	-1.837.993.775	0
11/03/03	1	0	346.296.527	26.600.000	0	0	0
11/04/03	1	0	346.296.527	26.600.000	0	0	0
11/05/03	1	19.786.388	346.296.527	26.600.000	19.342.694	0	449.693
11/06/03	1	0	326.953.832	26.156.307	0	0	0
11/07/03	1	0	326.953.832	26.156.307	0	0	0



DEAL 759.000  
 MEZZ. DECLINN 8,00%  
 MEZZ. STOPS DECLINN 1,00%  
 VIDA RESIDUAL DESDE 11/05/03

3,21

FECHA	PRINCIPAL AVAILABLE	SENIOR NOTES	MEZZANIE NOTES	SERIE A		SERIE B	
				PRINCIPAL	VIDA MEDIA	PRINCIPAL	VIDA MEDIA
11/08/03	18.901.806	326.953.832	26.156.307	17.501.672	1.610.153.807	1.400.134	128.812.
11/09/03	0	309.452.160	24.756.173	0	0	0	0
11/10/03	0	309.452.160	24.756.173	0	0	0	0
11/11/03	18.093.286	309.452.160	24.756.173	16.753.043	3.082.559.884	1.340.243	246.604.
11/12/03	0	292.699.118	23.415.929	0	0	0	0
11/01/04	0	292.699.118	23.415.929	0	0	0	0
11/02/04	17.285.938	292.699.118	23.415.929	16.005.499	4.417.517.602	1.280.440	353.401.
11/03/04	0	276.693.619	22.135.490	0	0	0	0
11/04/04	0	276.693.619	22.135.490	0	0	0	0
11/05/04	16.544.957	276.693.619	22.135.490	15.319.405	5.606.902.203	1.225.552	448.552.
11/06/04	0	261.374.214	20.909.937	0	0	0	0
11/07/04	0	261.374.214	20.909.937	0	0	0	0
11/08/04	15.786.714	261.374.214	20.909.937	14.617.328	6.694.736.032	1.169.386	535.578.
11/09/04	0	246.756.887	19.740.551	0	0	0	0
11/10/04	0	246.756.887	19.740.551	0	0	0	0
11/11/04	15.098.162	246.756.887	19.740.551	13.979.779	7.688.878.605	1.118.382	615.110.
11/12/04	0	232.777.107	18.622.169	0	0	0	0
11/01/05	0	232.777.107	18.622.169	0	0	0	0
11/02/05	14.411.603	232.777.107	18.622.169	13.344.077	8.566.897.325	1.067.526	685.351.
11/03/05	0	219.433.030	17.554.642	0	0	0	0
11/04/05	0	219.433.030	17.554.642	0	0	0	0
11/05/05	13.783.478	219.433.030	17.554.642	12.762.480	9.329.372.778	1.020.998	746.349.
11/06/05	0	206.670.551	16.533.644	0	0	0	0
11/07/05	0	206.670.551	16.533.644	0	0	0	0
11/08/05	13.142.418	206.670.551	16.533.644	12.168.905	10.015.009.060	973.512	801.200.
11/09/05	0	194.501.645	15.560.132	0	0	0	0
11/10/05	0	194.501.645	15.560.132	0	0	0	0
11/11/05	12.560.641	194.501.645	15.560.132	11.630.223	10.641.654.136	930.418	851.332.
11/12/05	0	182.871.422	14.629.714	0	0	0	0
11/01/06	0	182.871.422	14.629.714	0	0	0	0
11/02/06	11.922.067	182.871.422	14.629.714	11.038.951	11.116.223.495	883.116	889.297.
11/03/06	0	171.832.471	13.746.598	0	0	0	0
11/04/06	0	171.832.471	13.746.598	0	0	0	0
11/05/06	11.366.305	171.832.471	13.746.598	10.524.357	11.534.694.915	841.949	922.775.
11/06/06	0	161.308.115	12.904.649	0	0	0	0
11/07/06	0	161.308.115	12.904.649	0	0	0	0
11/08/06	10.740.890	161.308.115	12.904.649	9.945.268	11.814.978.503	795.621	945.198.
11/09/06	0	151.362.847	12.109.028	0	0	0	0
11/10/06	0	151.362.847	12.109.028	0	0	0	0
11/11/06	10.215.809	151.362.847	12.109.028	9.459.083	12.107.625.804	756.727	968.610.
11/12/06	0	141.903.764	11.352.301	0	0	0	0
11/01/07	0	141.903.764	11.352.301	0	0	0	0
11/02/07	9.647.936	141.903.764	11.352.301	8.933.274	12.256.452.567	714.662	980.516.
11/03/07	0	132.970.489	10.637.639	0	0	0	0
11/04/07	0	132.970.489	10.637.639	0	0	0	0
11/05/07	9.172.372	132.970.489	10.637.639	8.492.937	12.408.180.802	679.435	992.654.
11/06/07	0	124.477.553	9.958.204	0	0	0	0



DEAL 759.000  
 MEZZ. DECLINN 8,00%  
 MEZZ. STOPS DECLINN 1,00%  
 VIDA RESIDUAL DESDE 11/05/03

3,21

FECHA	PRINCIPAL AVAILABLE	SENIOR NOTES	MEZZANIE NOTES	SERIE A		SERIE B	
				PRINCIPAL	VIDA MEDIA	PRINCIPAL	VIDA MEDIA
11/07/07 1	0	124.477.553	9.958.204	0	0	0	
11/08/07 1	8.658.760	124.477.553	9.958.204	8.017.370	12.450.975.486	641.390	996.078.
11/09/07 1	0	116.460.183	9.316.815	0	0	0	
11/10/07 1	0	116.460.183	9.316.815	0	0	0	
11/11/07 1	8.229.065	116.460.183	9.316.815	7.619.505	12.534.085.450	609.560	1.002.726.
11/12/07 1	0	108.840.678	8.707.254	0	0	0	
11/01/08 1	0	108.840.678	8.707.254	0	0	0	
11/02/08 1	7.681.220	108.840.678	8.707.254	7.112.241	12.353.962.130	568.979	988.316.
11/03/08 1	0	101.728.437	8.138.275	0	0	0	
11/04/08 1	0	101.728.437	8.138.275	0	0	0	
11/05/08 1	7.256.921	101.728.437	8.138.275	6.708.646	12.256.696.205	548.275	1.001.698.
11/06/08 1	0	95.019.791	7.590.000	0	0	0	
11/07/08 1	0	95.019.791	7.590.000	0	0	0	
11/08/08 1	6.661.324	95.019.791	7.590.000	6.661.324	12.783.079.930	0	
11/09/08 1	0	88.358.468	7.590.000	0	0	0	
11/10/08 1	0	88.358.468	7.590.000	0	0	0	
11/11/08 1	6.238.018	88.358.468	7.590.000	6.238.018	12.544.653.984	0	
11/12/08 1	0	82.120.450	7.590.000	0	0	0	
11/01/09 1	0	82.120.450	7.590.000	0	0	0	
11/02/09 1	5.816.957	82.120.450	7.590.000	5.816.957	12.233.059.577	0	
11/03/09 1	0	76.303.493	7.590.000	0	0	0	
11/04/09 1	0	76.303.493	7.590.000	0	0	0	
11/05/09 1	5.493.022	76.303.493	7.590.000	5.493.022	12.040.704.971	0	
11/06/09 1	0	70.810.471	7.590.000	0	0	0	
11/07/09 1	0	70.810.471	7.590.000	0	0	0	
11/08/09 1	5.182.394	70.810.471	7.590.000	5.182.394	11.836.588.953	0	
11/09/09 1	0	65.628.076	7.590.000	0	0	0	
12/10/09 1	0	65.628.076	7.590.000	0	0	0	
12/11/09 1	73.218.076	65.628.076	7.590.000	65.628.076	155.997.937.308	7.590.000	18.041.430.

**BANESTO 1**

**ACTIVO: PARTICIPACIONES HIPOTECARIAS**

CARACTERISTICAS GENERALES			
CONCEPTOS	03-08-99	19-05-2003	
Nº DE PRÉSTAMOS DE LA CARTERA	18.269	10.944	
SALDO VIVO	759.000,019 €.-	353.110.138,83 €	
TIPO DE INTERÉS DE LAS PH'S	5,16 %	4,81%	
COBERTURA MEDIA/SALDO VIVO	58,40%	47,16%	

**AMORTIZACIONES ANTICIPADAS**

( % sobre saldo vivo)

MESES	TASA		TASA MEDIA	
	Mensual	Amortizada	Mensual	Amortizada
NOVIEMBRE 02	0,66%	7,60%	1,14%	12,86%
FEBRERO 03	0,78%	8,98%	1,13%	12,70%
MAYO 03	0,48%	5,61%	1,11%	12,49%

**MOROSIDAD DE LA CARTERA**

a día 19 de mayo de 2003

CONCEPTOS	HASTA 30 DIAS	MÁS DE 30 DIAS
Nº DE RECIBOS EN MORA	419	225
IMPORTE	158.778,48 €	84.346,46 €

**MEJORA CREDITICIA**

CONCEPTOS	03-08-99	19-05-2003
EMISION SUBORDINADA	3,50%	7,53%
FONDO RESERVAL	18.975.000 € (2,50%)	18.975.000 € (5,37%)

**PASIVO: BONOS DE TITULIZACION HIPOTECARIA**

EMISION PRINCIPAL	
SERIE A	
CONCEPTOS	03-08-99
NUMERO DE BONOS	7.324
SALDO VIVO TOTAL	732.408.000 €.-
SALDO VIVO UNITARIO	100.000 €.-
TIPO DE INTERÉS APLICABLE	ERIBOR 3 meses + 23 p.b. Revisión trimestral
TIPO DE INTERÉS NOMINAL	2,9960 %
RATING (MOODY'S)	Aaa
AMORTIZACION	PASS - THROUGH
VIDA RESIDUAL (años)	5,2
	3,21

**EMISION SUBORDINADA**

SERIE B

CONCEPTOS	03-08-99
NUMERO DE BONOS	266
SALDO VIVO TOTAL	26.600.000 €.-
SALDO VIVO UNITARIO	100.000 €.-
TIPO DE INTERÉS APLICABLE	ERIBOR 3 meses + 62,5 p.b. Revisión trimestral
TIPO DE INTERÉS NOMINAL	3,3965%
RATING (MOODY'S)	A2
AMORTIZACION	SUBORDINADA
VIDA RESIDUAL (años)	8,7
	3,41

**PRESTAMO SUBORDINADO**

CONCEPTOS	03-08-99
SALDO VIVO A	20.496.916,81 €.-
SALDO VIVO B	1.414.873,97 €.-
TIPO INTERES A	2,73%
TIPO INTERES B	2,73%

TITULIZACIÓN



Santander Central Hispano