



TECNICAS REUNIDAS

NINE MONTHS 2018 RESULTS PRESENTATION

NOVEMBER 13TH 2018

JUAN LLADÓ
CEO



TR HAS A STRONG FRANCHISE. WE ARE ABOUT...




QUALITY EXECUTION

Delivering strategic projects for recurrent clients



QUALITY BACKLOG

Fresh and healthy backlog, entirely launched



QUALITY PIPELINE

The recovery of the investment in our industry is a reality

CONTENT

- **Execution**
- Awards and backlog
- Pipeline
- Financial Results
- Outlook

WE ARE AT THE FINAL STAGES OF EMBLEMATIC PROJECTS FOR OUR CLIENTS



RAPID REFINERY

MALAYSIA

\$1.5B



JAZAN REFINERY

SAUDI ARABIA

\$2.6B



AEGEAN REFINERY

TURKEY

\$1.3B



TOUAT GAZ

ALGERIA

\$1.0B



GASCO

UAE

\$0.7B

AT THE SAME TIME, WE ARE LAUNCHING EMBLEMATIC PROJECTS



HARADH

SAUDI ARABIA

\$2.3B



BAKU REFINERY

AZERBAIJAN

NON DISCLOSED



BAPCO REFINERY

BAHREIN

\$1.3B



DUQM REFINERY

OMAN

\$1.8B



DAS ISLAND/BU HASA

UAE

\$1.9B

CONTENT

- Execution
- **Awards and backlog**
- Pipeline
- Financial Results
- Outlook



Gas treatment plant Das Island

- EPC contract with a total value of USD 860 M (TR's share 50%)
- 245 MMSCFD gas treatment plant that will send low pressure gas from Das Island to Habshan
- Scope: engineering, equipment and material supply, construction, installation, testing and commissioning of compression, drying and gas treatment units, power generation and other auxiliary services



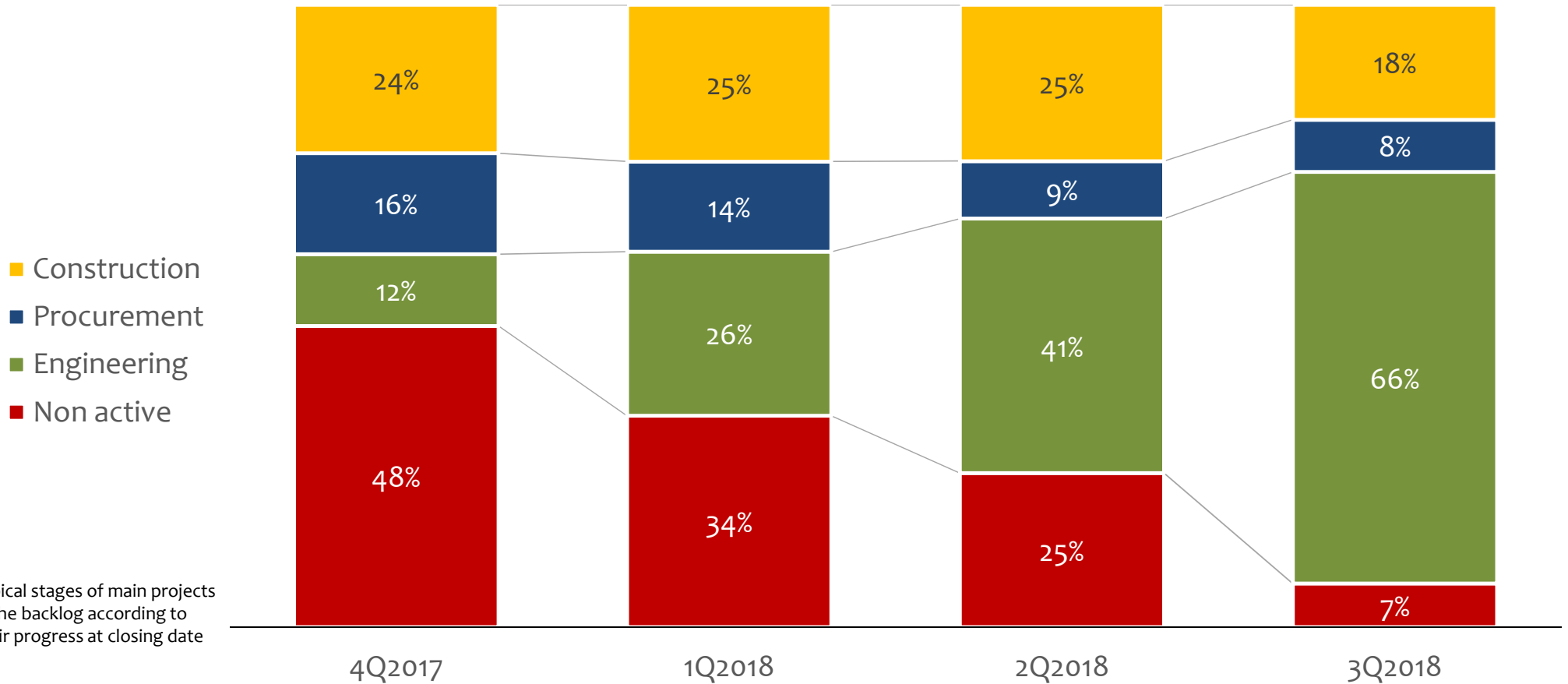
Bu Hasa oil field expansion

- Letter of Award for the EPC of the Bu Hasa Integrated Field Development Project in the United Arab Emirates
- LSTK Contract of USD 1,440 M
- Execution period of 39 months
- Scope: engineering, equipment and material supply, construction, installation, pre-commissioning, commissioning, testing and start-up of new oil gathering system, new gas compression facilities, and new produced water injection network as well as the upgrade of the water treatment facilities in the existing plant

OUR BACKLOG GATHERS PROJECTS FOR PRIME COMPANIES IN ALL GEOGRAPHIES



CURRENTLY, MOST OF THE BACKLOG IS AT THE EARLY STAGES OF EXECUTION



CONTENT

- Execution
- Awards and backlog
- **Pipeline**
- Financial Results
- Outlook

OUR PIPELINE INCREASES QUARTER BY QUARTER

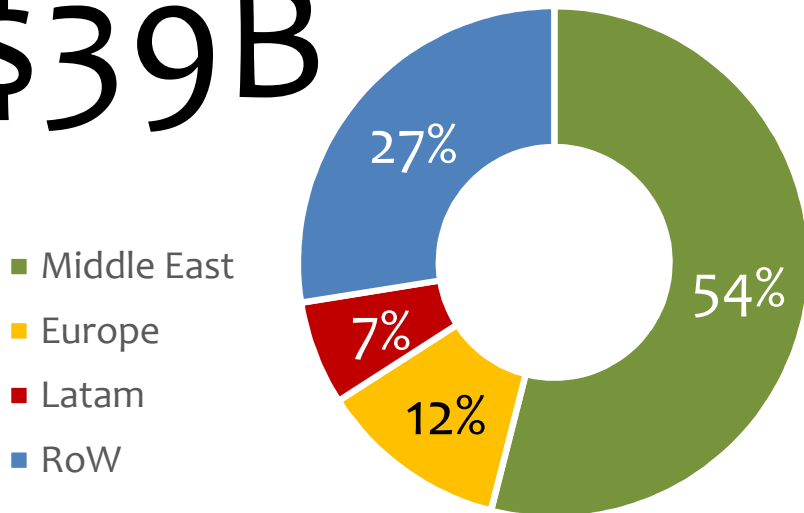


“The oil, gas and petrochemical industries will be investing significantly as a result of solid fundamentals related to faster economic growth and increasing environmental requirements”



Identified opportunities to be awarded in the next two years

\$39B



PIPELINE PROFILE

- Opportunities arising all over the world
- More balanced in products

THE FUNDAMENTALS BEHIND

- Growth of demand
- Enhancing profitability
- IMO 2020
- Environmental requirements
- Petrochemicals
- Natural gas in energy matrix

CONTENT

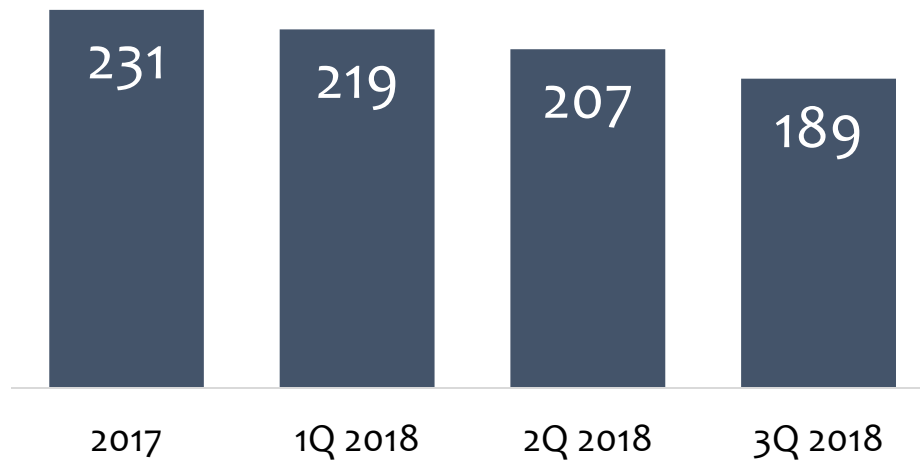
- Execution
- Awards and backlog
- Pipeline
- **Financial Results**
- Outlook

PROFIT AND LOSS

PROFIT AND LOSS				
€ Million	9M 2018	9M 2017	Var.	2017
Revenues	3,255.6	3,882.6	-16%	5,068
EBITDA	43.5	104.7	-59%	121.9
EBIT	31.2	87.9	-65%	100.4
Margin	1.0%	2.3%		2.0%
Net financial results	-21.5	-7.2		-6.9
Profit before taxes	8.4	78.4	-89%	91.2
Taxes	-2.5	-22.7		-27.2
Net profit	5.9	55.7	-89%	64.0

- Delay in the start of new projects
- Current project phasing
- Impact of Turkish lira

Net Cash Position M€



- 80% of the backlog in Middle East
- Region with contracts with higher working capital needs, in line with NOCs solvency
- Working capital needs at commissioning stage of projects

CONTENT

- Execution
- Awards and backlog
- Pipeline
- Financial Results
- **Outlook**

Solid execution



Credentials for future growth

Recent awards already launched



The backbone of our future performance

Large and diversified pipeline



The recovery of the industry is a reality

Slow but solid margin recovery

DISCLAIMER

This document has been prepared by Técnicas Reunidas S.A. (the Company) solely for use at presentations held in connection with the announcement of the Company's results for the nine months 2018.

This document contains forward-looking statements of the Company and/or its management. These forward looking statements such as statements relating to the Company's or management's intent belief or current expectations of the future growth in the Company's business and capital expenditure in the oil and gas industry in general are subject to risks and variables that are beyond the Company's control and that could materially and adversely affect the outcome and financial effects of the facts expressed implied or projected herein.

The Company is under no obligation to update or keep current the information contained in this presentation including any looking forward-statements or to correct any inaccuracies that may later become apparent.

No representation or warranty express or implied is made as to and no reliance should be placed on the fairness accuracy completeness or correctness of the information or opinions contained herein. None of the Company or any of its affiliates advisors or representatives shall have any liability whatsoever for any loss arising from any use of this document or its contents or otherwise arising in connection with this document.

This document is only provided for information purposes and does not constitute nor may it be interpreted as an offer to sell or exchange or acquire or solicitation for offers to purchase any share in the Company. Any decision to buy or invest in shares in relation to a specific issue must be made on the basis of the information contained in the relevant prospectus filed by the Company in relation to such specific issue.

