

## VIDRALA, S.A. 2017 FIRST HALF RESULTS

### Main Figures

SIX MONTHS ENDED

	JUNE 2017	JUNE 2016	Change %	Change. Comparable currency basis %
Sales (EUR million)	<b>400.5</b>	392.8	+2.0%	+5.9%
EBITDA (EUR million)	<b>96.0</b>	85.6	+12.2%	+15.7%
Earnings per share (EUR)	<b>1.83</b>	1.36	+33.9%	
Net debt (EUR million)	<b>298.8</b>	369.9	-19.2%	

- ✓ Sales during the first six months amounted to EUR 400.5 million, showing an organic growth of 5.9% on a constant currency basis.
- ✓ Operating profit, EBITDA, was EUR 96.0 million representing an operating margin of 24.0%.
- ✓ Net debt at June 30, 2017 stood at EUR 298.8 million showing a reduction of 19% over the last twelve months, equivalent to a leverage ratio of 1.6 times EBITDA.

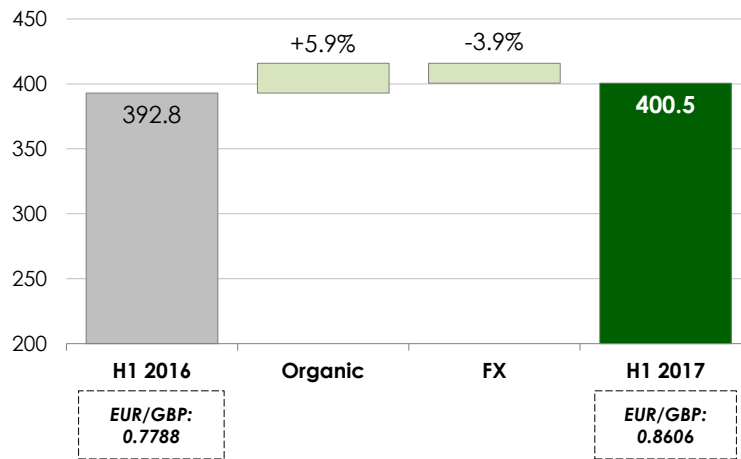


## Sales

Net sales registered by Vidrala during the first six months of 2017 amounted to EUR 400.5 million, representing an increase of 2.0% over the previous year. On a constant currency basis, organic sales growth was 5.9%.

### SALES YEAR OVER YEAR CHANGE

EUR million



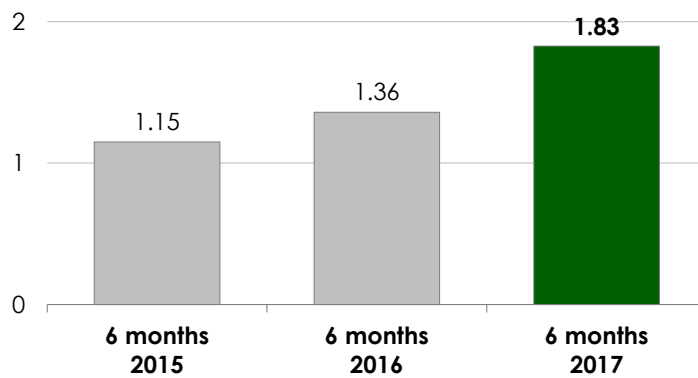


## Results and financial position

Earnings per share during the first six month reached EUR 1.83. This represents an increase of 33.9% over the previous period.

### EARNINGS PER SHARE SIX MONTHS ENDED SINCE 2015

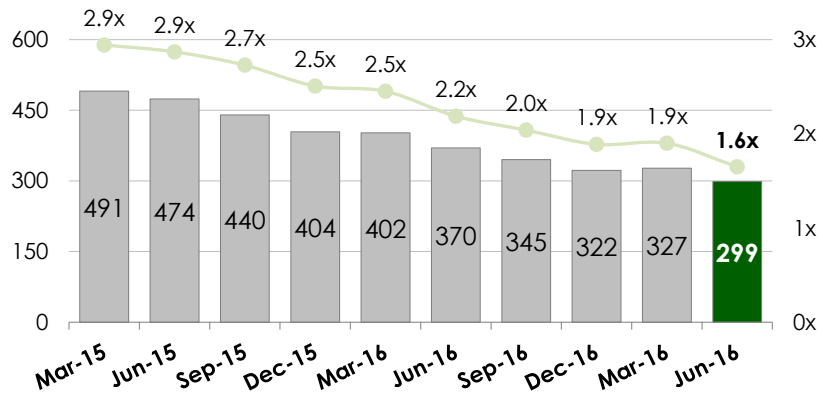
EUR per share



Net debt at June 30, 2017 stood at EUR 298.8 million showing a reduction of 19% over the last twelve months. Leverage ratio stood at 1.6 times twelve months EBITDA.

### NET DEBT QUARTERLY EVOLUTION SINCE 2015

EUR million and times EBITDA



## Outlook

Demand in the main European markets for glass containers continue to show overall growth trends. This is consistent with the prevailing economic environment and its corresponding materialization in the rhythm of the private consumption in these geographical areas.

Under this context, Vidrala's business performance throughout the current year should continue to be backed by the solid and diversified business profile. Consequently, 2017 financial results are expected to show growth in earnings per share supported by a moderate expansion of operating margins.

It is important to note that on June 21, 2017, Vidrala announced that it has executed a letter of intent for the acquisition of a controlling stake in the Portuguese company Santos Barosa Vidros. The eventual acquisition remains subject to the completion of the relevant legal and financial reviews, as well as to the execution of the corresponding transaction agreements. In addition, the closing of the transaction will be conditional upon the approval by the relevant antitrust authorities.

Santos Barosa manufactures and sells glass containers and owns a major production facility located in Marinha Grande, Portugal. The company produces around 400,000 glass tons per year, with an estimated turnover for 2017 ranging between 130 and 135 million euros, and an estimated operating result, EBITDA, ranging between 32 and 34 million euros.

The agreed transaction price amounts to an enterprise value equivalent to 250 million euros, approximately. This figure could vary moderately depending on the indebtedness assumed at the actual point of transaction.

For years, Vidrala's board of directors and the management team have admired the quality of the business developed by Santos Barosa, grounded in modern manufacturing facilities and solid commercial relationships with their customers. Vidrala has shown capacity for the integration of companies within the group, fostering their respective positioning, promoting customer satisfaction and contributing to their local futures through its proven expertise in the glass packaging business and its strong industrial long-term vision.

Adding this complementary business to our network will result in compelling benefits to customers, employees and shareholders.

## Relevant Business Figures

<i>EUR million</i>	<b>AS OF JUNE 2017</b>	<b>AS OF JUNE 2016</b>
<b>Sales</b>	400.5	392.8
<b>Operating Profit (EBITDA)</b>	96.0	85.6
<b>Operating Profit (EBIT)</b>	59.2	46.6
<b>Profit before Tax</b>	56.1	41.7
<b>Net Profit</b>	45.2	33.8
<b>Net Debt</b>	298.8	369.9
<b>EBITDA Margin</b>	24.0%	21.8%
<b>EBIT Margin</b>	14.8%	11.9%
<b>Debt/EBITDA</b>	1.6x	2.2x
<b>Gearing</b>	60%	82%
<b>Earnings Per Share (EUR/share)</b>	1.83	1.36



## Relevant information for shareholder

The Annual General Meeting of Vidrala was held on May 30, 2017. Among the resolutions therein adopted, which are fully available on the company website ([www.vidrala.com](http://www.vidrala.com)), was the distribution of a complementary cash dividend from 2016 results.

A gross amount of EUR 22.10 cents per share was paid on July 14, 2017, representing an increase of 15% over the same payment of the prior year.

Overall, cash dividends received by the Shareholders during 2017, including AGM attendance bonus, amounted to EUR 83.16 cents per share. This is consistent with the dividend policy defined in Vidrala, focusing on the long term stability and the target of a sustained growth in the annual remuneration coherent with prevailing business conditions.

## CASH DIVIDENDS INCLUDING AGM ATTENDANCE BONUS

EUR million. Since 2000.

