

PROSEGUR CASH, S.A.

NOTICE OF RELEVANT EVENT


In Madrid, on 3rd July 2018

PROSEGUR CASH, S.A. (“**PROSEGUR CASH**”) communicates details of transactions carried out during the fourth quarter of validity of its Liquidity Contract (from 2 April to 29 June 2018, both inclusive), corresponding to the second quarter of 2018, as stated in the *Norma Cuarta*, section 2b) of Circular 1/2017, of 26 April, of the Spanish National Securities Market Regulator (*Comisión Nacional del Mercado de Valores*) on Liquidity Contracts, for the purposes of their acceptance as a market practice.


Summary

	Shares	Amount (€)	Average Price
Opening balance as of contract signing	433.315	1.026.956	
Initial amount (31/03/2018)	372.363	1.184.696	
Acquisitions	2.635.760	-6.197.411	2,35
Disposals	-2.509.714	5.921.648	2,36
Costs directly related to the Stock Exchange operations		-3.868	
Current amount	498.409	905.065	


	Date	Nº Shares	Block operations	Nº operations	Average Price (€)	Cash (€)	Shares as of the relevant date (Total shares)
Initial						1.184.696	372.363
Acquisitions	03 / 04 / 2018	49.000	N	44	2,45890	-120.486	421.363
Acquisitions	04 / 04 / 2018	44.350	N	53	2,40880	-106.831	465.713
Acquisitions	05 / 04 / 2018	32.829	N	43	2,41830	-79.389	498.542
Acquisitions	06 / 04 / 2018	41.600	N	64	2,39820	-99.767	540.142
Acquisitions	09 / 04 / 2018	39.000	N	40	2,36380	-92.190	579.142
Acquisitions	10 / 04 / 2018	29.765	N	36	2,35720	-70.163	608.907
Acquisitions	11 / 04 / 2018	23.726	N	32	2,34790	-55.705	632.633



Acquisitions	12 / 04 / 2018	24.777	N	47	2,32330	-57.564	657.410
Acquisitions	13 / 04 / 2018	24.767	N	24	2,31610	-57.363	682.177
Disposals	13 / 04 / 2018	-10.000	N	6	2,32000	23.200	672.177
Acquisitions	16 / 04 / 2018	22.876	N	51	2,30900	-52.821	695.053
Disposals	16 / 04 / 2018	-8.052	N	10	2,31030	18.602	687.001
Acquisitions	17 / 04 / 2018	23.737	N	27	2,31790	-55.020	710.738
Disposals	17 / 04 / 2018	-19.000	N	18	2,33260	44.320	691.738
Acquisitions	18 / 04 / 2018	15.405	N	16	2,35190	-36.231	707.143
Disposals	18 / 04 / 2018	-25.000	N	35	2,35100	58.775	682.143
Acquisitions	19 / 04 / 2018	7.000	N	3	2,38790	-16.715	689.143
Disposals	19 / 04 / 2018	-30.365	N	42	2,39010	72.576	658.778
Acquisitions	20 / 04 / 2018	14.130	N	17	2,34560	-33.143	672.908
Disposals	20 / 04 / 2018	-28.000	N	30	2,36000	66.080	644.908
Acquisitions	23 / 04 / 2018	26.300	N	19	2,32330	-61.103	671.208
Disposals	23 / 04 / 2018	-24.000	N	12	2,32790	55.870	647.208
Acquisitions	24 / 04 / 2018	10.000	N	4	2,35500	-23.550	657.208
Disposals	24 / 04 / 2018	-30.486	N	29	2,36010	71.949	626.722
Acquisitions	25 / 04 / 2018	20.000	N	22	2,32750	-46.550	646.722
Disposals	25 / 04 / 2018	-7.231	N	11	2,33310	16.871	639.491
Acquisitions	26 / 04 / 2018	10.294	N	7	2,34840	-24.174	649.785
Disposals	26 / 04 / 2018	-29.696	N	40	2,35540	69.946	620.089
Acquisitions	27 / 04 / 2018	1.000	N	1	2,42000	-2.420	621.089
Disposals	27 / 04 / 2018	-50.000	N	68	2,41310	120.655	571.089
Acquisitions	30 / 04 / 2018	10.000	N	12	2,43750	-24.375	581.089
Disposals	30 / 04 / 2018	-34.965	N	26	2,42740	84.874	546.124
Acquisitions	02 / 05 / 2018	15.000	N	11	2,42160	-36.324	561.124
Disposals	02 / 05 / 2018	-35.183	N	49	2,42360	85.271	525.941
Acquisitions	03 / 05 / 2018	19.397	N	24	2,38800	-46.320	545.338
Disposals	03 / 05 / 2018	-30.000	N	21	2,39420	71.825	515.338
Acquisitions	04 / 05 / 2018	25.000	N	22	2,42100	-60.525	540.338
Disposals	04 / 05 / 2018	-25.000	N	13	2,42400	60.600	515.338
Acquisitions	07 / 05 / 2018	29.974	N	18	2,36140	-70.781	545.312
Disposals	07 / 05 / 2018	-28.048	N	11	2,35290	65.993	517.264
Acquisitions	08 / 05 / 2018	62.678	N	49	2,33190	-146.157	579.942
Disposals	08 / 05 / 2018	-10.000	N	7	2,34400	23.440	569.942
Acquisitions	09 / 05 / 2018	43.343	N	33	2,32380	-100.718	613.285
Disposals	09 / 05 / 2018	-4.485	N	5	2,35250	10.551	608.800
Acquisitions	10 / 05 / 2018	46.367	N	43	2,32230	-107.679	655.167
Disposals	10 / 05 / 2018	-15.000	N	8	2,32670	34.900	640.167
Acquisitions	11 / 05 / 2018	41.170	N	43	2,31260	-95.209	681.337



Disposals	11 / 05 / 2018	-25.104	N	13	2,32800	58.442	656.233
Acquisitions	14 / 05 / 2018	2.000	N	1	2,34500	-4.690	658.233
Disposals	14 / 05 / 2018	-66.000	N	52	2,36060	155.800	592.233
Acquisitions	15 / 05 / 2018	61.927	N	29	2,29200	-141.934	654.160
Disposals	15 / 05 / 2018	-15.962	N	13	2,27660	36.339	638.198
Acquisitions	16 / 05 / 2018	43.899	N	29	2,24810	-98.689	682.097
Disposals	16 / 05 / 2018	-47.000	N	18	2,31160	108.645	635.097
Acquisitions	17 / 05 / 2018	30.000	N	3	2,28500	-68.550	665.097
Disposals	17 / 05 / 2018	-68.206	N	28	2,28620	155.935	596.891
Acquisitions	18 / 05 / 2018	55.327	N	46	2,27470	-125.853	652.218
Disposals	18 / 05 / 2018	-37.238	N	17	2,27450	84.699	614.980
Acquisitions	21 / 05 / 2018	40.000	N	22	2,27740	-91.096	654.980
Disposals	21 / 05 / 2018	-28.590	N	24	2,27710	65.101	626.390
Acquisitions	22 / 05 / 2018	23.890	N	5	2,31290	-55.255	650.280
Disposals	22 / 05 / 2018	-70.000	N	44	2,32430	162.700	580.280
Acquisitions	23 / 05 / 2018	8.000	N	8	2,33880	-18.710	588.280
Disposals	23 / 05 / 2018	-85.087	N	52	2,35530	200.408	503.193
Acquisitions	24 / 05 / 2018	56.000	N	42	2,35540	-131.905	559.193
Disposals	24 / 05 / 2018	-55.000	N	20	2,36320	129.975	504.193
Acquisitions	25 / 05 / 2018	4.882	N	15	2,37680	-11.603	509.075
Disposals	25 / 05 / 2018	-88.175	N	27	2,38400	210.213	420.900
Acquisitions	28 / 05 / 2018	70.622	N	63	2,39060	-168.828	491.522
Disposals	28 / 05 / 2018	-43.168	N	21	2,39650	103.453	448.354
Acquisitions	29 / 05 / 2018	66.507	N	41	2,32120	-154.374	514.861
Disposals	29 / 05 / 2018	-35.000	N	7	2,35570	82.450	479.861
Acquisitions	30 / 05 / 2018	38.782	N	37	2,33890	-90.706	518.643
Disposals	30 / 05 / 2018	-65.316	N	43	2,34160	152.946	453.327
Acquisitions	31 / 05 / 2018	48.000	N	53	2,32550	-111.625	501.327
Disposals	31 / 05 / 2018	-75.000	N	43	2,33000	174.750	426.327
Acquisitions	01 / 06 / 2018	51.314	N	53	2,36220	-121.214	477.641
Disposals	01 / 06 / 2018	-65.316	N	50	2,35660	153.926	412.325
Acquisitions	04 / 06 / 2018	43.612	N	16	2,41470	-105.310	455.937
Disposals	04 / 06 / 2018	-66.740	N	20	2,41090	160.901	389.197
Acquisitions	05 / 06 / 2018	73.000	N	37	2,40640	-175.665	462.197
Disposals	05 / 06 / 2018	-42.172	N	20	2,41420	101.814	420.025
Acquisitions	06 / 06 / 2018	62.911	N	58	2,39120	-150.433	482.936
Disposals	06 / 06 / 2018	-60.870	N	15	2,40420	146.342	422.066
Acquisitions	07 / 06 / 2018	82.149	N	64	2,38790	-196.162	504.215
Disposals	07 / 06 / 2018	-40.000	N	18	2,39750	95.900	464.215
Acquisitions	08 / 06 / 2018	79.266	N	65	2,34700	-186.038	543.481



Disposals	08 / 06 / 2018	-39.879	N	35	2,33550	93.136	503.602
Acquisitions	11 / 06 / 2018	52.000	N	19	2,35620	-122.520	555.602
Disposals	11 / 06 / 2018	-75.261	N	24	2,37270	178.574	480.341
Acquisitions	12 / 06 / 2018	29.118	N	17	2,40610	-70.061	509.459
Disposals	12 / 06 / 2018	-101.388	N	45	2,42200	245.563	408.071
Acquisitions	13 / 06 / 2018	88.762	N	45	2,41110	-214.016	496.833
Disposals	13 / 06 / 2018	-38.580	N	30	2,40560	92.810	458.253
Acquisitions	14 / 06 / 2018	22.612	N	19	2,41800	-54.675	480.865
Disposals	14 / 06 / 2018	-75.220	N	57	2,41640	181.759	405.645
Acquisitions	15 / 06 / 2018	114.635	N	61	2,35560	-270.039	520.280
Disposals	15 / 06 / 2018	-20.377	N	4	2,35580	48.005	499.903
Acquisitions	18 / 06 / 2018	69.320	N	38	2,31830	-160.707	569.223
Disposals	18 / 06 / 2018	-38.000	N	27	2,31790	88.080	531.223
Acquisitions	19 / 06 / 2018	46.701	N	29	2,30380	-107.591	577.924
Disposals	19 / 06 / 2018	-48.349	N	28	2,31560	111.958	529.575
Acquisitions	20 / 06 / 2018	41.920	N	13	2,32420	-97.429	571.495
Disposals	20 / 06 / 2018	-103.714	N	63	2,32800	241.450	467.781
Acquisitions	21 / 06 / 2018	26.062	N	13	2,35920	-61.485	493.843
Disposals	21 / 06 / 2018	-92.893	N	23	2,36160	219.374	400.950
Acquisitions	22 / 06 / 2018	50.000	N	24	2,36200	-118.100	450.950
Disposals	22 / 06 / 2018	-85.000	N	37	2,36410	200.950	365.950
Acquisitions	25 / 06 / 2018	80.000	N	46	2,36190	-188.950	445.950
Disposals	25 / 06 / 2018	-60.000	N	16	2,36920	142.150	385.950
Acquisitions	26 / 06 / 2018	77.604	N	47	2,35880	-183.053	463.554
Disposals	26 / 06 / 2018	-50.000	N	12	2,36150	118.075	413.554
Acquisitions	27 / 06 / 2018	87.852	N	66	2,34290	-205.830	501.406
Disposals	27 / 06 / 2018	-21.778	N	10	2,34770	51.128	479.628
Acquisitions	28 / 06 / 2018	79.601	N	59	2,30920	-183.815	559.229
Disposals	28 / 06 / 2018	-64.820	N	49	2,31060	149.771	494.409
Acquisitions	29 / 06 / 2018	74.000	N	41	2,31390	-171.225	568.409
Disposals	29 / 06 / 2018	-70.000	N	22	2,31190	161.830	498.409

* * *