



2017 Investor Day

Euskalduna Conference Centre - 2017/11/13

Disclaimer



This presentation (the "Presentation") has been prepared and is issued by, and is the sole responsibility of Euskaltel, S.A. ("Euskaltel" or "the Company"). For the purposes hereof, the Presentation shall mean and include the slides that follow, any prospective oral presentations of such slides by the Company, as well as any question-and-answer session that may follow that oral presentation and any materials distributed at, or in connection with, any of the above.

The information contained in the Presentation has not been independently verified and some of the information is in summary form. No representation or warranty, express or implied, is made by the Euskaltel Group (including Euskaltel, S.A., R Cable y Telecomunicaciones Galicia, S.A.U. and Parselaya, S.L.U. and its subsidiaries (Telecable Capital Holding, S.A.U. and Telecable de Asturias S.A.U.), nor by their directors, officers, employees, representatives or agents as to, and no reliance should be placed on, the fairness, accuracy, completeness or correctness of the information or opinions expressed herein. None of Euskaltel Group, nor their respective directors, officers, employees, representatives or agents shall have any liability whatsoever (in negligence or otherwise) for any direct or consequential loss, damages, costs or prejudices whatsoever arising from the use of the Presentation or its contents or otherwise arising in connection with the Presentation, save with respect to any liability for fraud, and expressly disclaim any and all liability whether direct or indirect, express or implied, contractual, tortious, statutory or otherwise, in connection with the accuracy or completeness of the information or for any of the opinions contained herein or for any errors, omissions or misstatements contained in the Presentation.

Euskaltel cautions that this Presentation contains forward looking statements with respect to the business, financial condition, results of operations, strategy, plans and objectives of the Euskaltel Group. The words "believe", "expect", "anticipate", "intends", "estimate", "forecast", "project", "will", "may", "should" and similar expressions identify forward-looking statements. Other forward-looking statements can be identified from the context in which they are made. While these forward looking statements represent our judgment and future expectations concerning the development of our business, a certain number of risks, uncertainties and other important factors, including those published in our past and future filings and reports, including those with the Spanish Securities and Exchange Commission ("CNMV") and available to the public both in Euskaltel's website (www.euskaltel.com) and in the CNMV's website (www.cnmv.es), as well as other risk factors currently unknown or not foreseeable, which may be beyond Euskaltel's control, could adversely affect our business and financial performance and cause actual developments and results to differ materially from those implied in the forward-looking statements. There can be no assurance that forward-looking statements will prove to be accurate, as actual results and future events could differ materially from those anticipated in such statements. Accordingly, readers should not place undue reliance on forward-looking statements due to the inherent uncertainty therein.

The information contained in the Presentation, including but not limited to forward-looking statements, is provided as of the date hereof and is not intended to give any assurances as to future results. No person is under any obligation to update, complete, revise or keep current the information contained in the Presentation, whether as a result of new information, future events or results or otherwise. The information contained in the Presentation may be subject to change without notice and must not be relied upon for any purpose.

Market and competitive position data in the Presentation have generally been obtained from industry publications and surveys or studies conducted by third-party sources. There are limitations with respect to the availability, accuracy, completeness and comparability of such data. Euskaltel has not independently verified such data and can provide no assurance of its accuracy or completeness. Certain statements in the Presentation regarding the market and competitive position data are based on the internal analyses of Euskaltel, which involve certain assumptions and estimates. These internal analyses have not been verified by any independent source and there can be no assurance that the assumptions or estimates are accurate. Accordingly, no undue reliance should be placed on any of the industry, market or Euskaltel's competitive position data contained in the Presentation.

You may wish to seek independent and professional advice and conduct your own independent investigation and analysis of the information contained in this Presentation and of the business, operations, financial condition, prospects, status and affairs of Euskaltel Group. Euskaltel is not nor can it be held responsible for the use, valuations, opinions, expectations or decisions which might be adopted by third parties following the publication of this Presentation.

No one should purchase or subscribe for any securities in the Company on the basis of this Presentation. This Presentation does not constitute or form part of, and should not be construed as, (i) an offer, solicitation or invitation to subscribe for, sell or issue, underwrite or otherwise acquire any securities, nor shall it, or the fact of its communication, form the basis of, or be relied upon in connection with, or act as any inducement to enter into any contract or commitment whatsoever with respect to any securities; or (ii) any form of financial opinion, recommendation or investment advice with respect to any securities.

The distribution of this Presentation in certain jurisdictions may be restricted by law. Recipients of this Presentation should inform themselves about and observe such restrictions. Euskaltel disclaims any liability for the distribution of this Presentation by any of its recipients.

By receiving or accessing to this Presentation you accept and agree to be bound by the foregoing terms, conditions and restrictions.

Today's agenda

	Timetable	Agenda	Speaker
1	12:00 – 12:10	Introduction	F. Arteche
2	12:10 – 13:00	What's next? Our strategy going forward	F. Arteche
3	13:00 – 14:00	Review by theme	
		Maintain our leadership in residential through best customer experience	K. Unanue
		Back to growth in business	I. Fernández de la Calle
		Network ready for future excellence	N. Ojinaga
		System and processes unification: one company, local brands	J. Pérez
		Growth through expansion	F. Arteche K. Unanue
Lunch Break: 14:00 – 15:00			
4	15:00 – 15:30	Financial performance and guidance	J. A. de las Fuentes
5	15:30 – 16:00	Wrap-up / Q&A	F. Arteche

Presenting team



Francisco Arteche
CEO



J. Ander de las Fuentes
CFO



Jesús Pérez
CIO



Koldo Unanue
Euskadi Business Unit Director



Norberto Ojinaga
CTO



Isidro Fernández de la Calle
B2B Enterprise Marketing

euskaltel 

Introduction

CEO


Francisco Arteche



Strategic milestones

Initial Public Offering Jul-15

- 1 Successful IPO of the first Spanish cable company¹ in history
- 2 Support of highly reputed institutional investors
- 3 Strong after market performance of the stock



Acquisition of R Cable Nov-15

- 1 Transformational transaction in Euskaltel history
- 2 Fully consistent with consolidation strategy
- 3 Highly value accretive with cash flow impact over 20%
- 4 Synergies delivered on time and revised upwards
- 5 Support from institutional equity and debt investors (€255m equity raising and €900m debt raising)



Platform creation Dec-15 / Today

- 1 Acquisition of the remaining independent regional cable business
- 2 Largest independent convergent cable platform in Spain
- 3 Governance support with the incorporation of Zegona's and John James' international expertise



Note
1. On a Spanish stock exchange

We have built a 2x larger business since IPO...

Subscribers ('000)

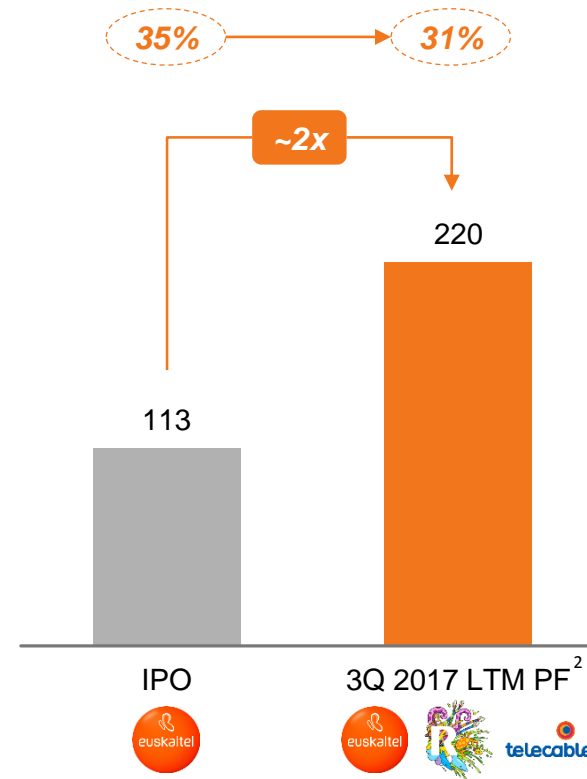
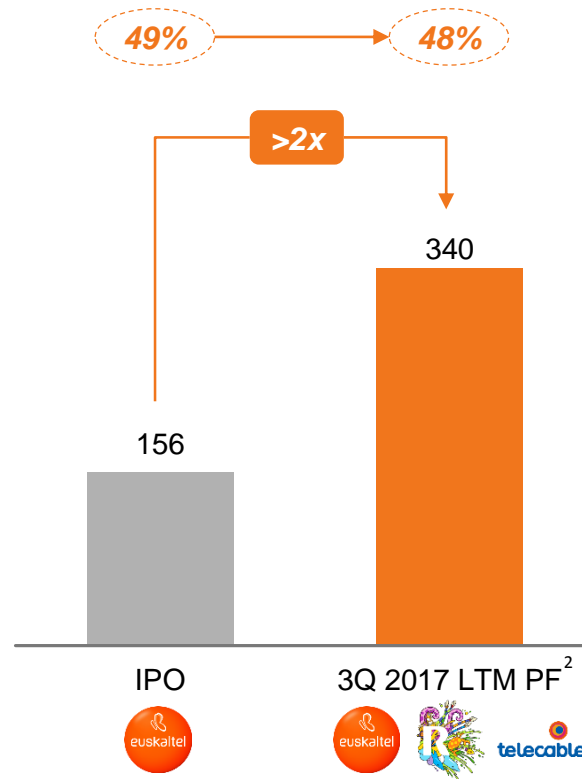
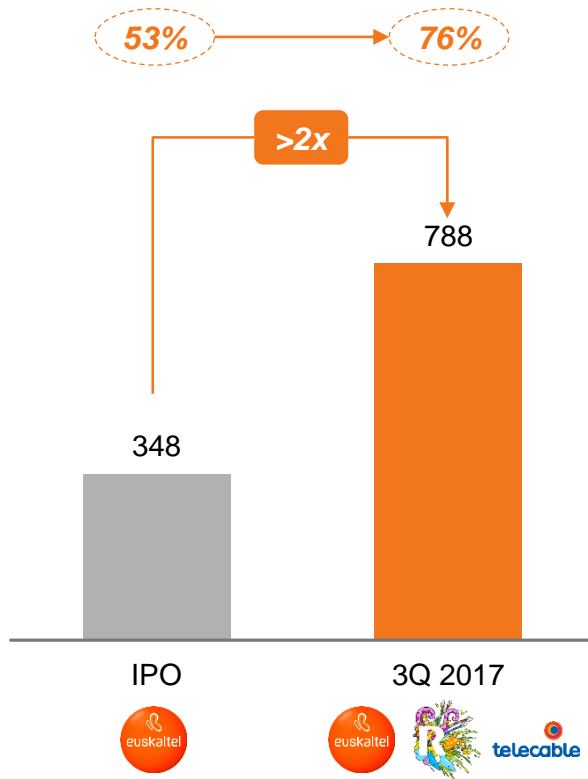
EBITDA¹ (€m)

OpCF³ (€m)

Mobile penetration (%)

EBITDA margin (%)

As % of revenue (%)

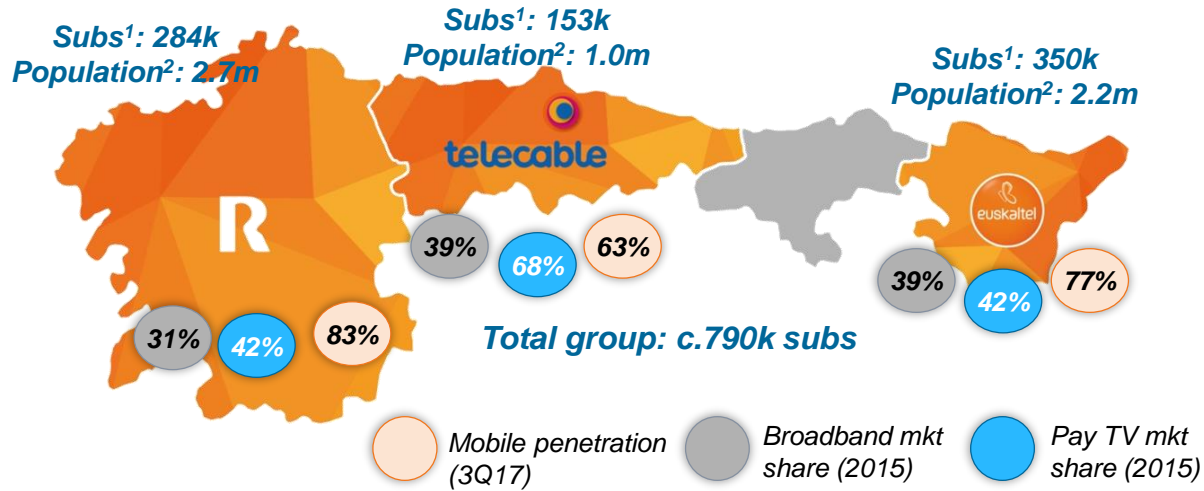


Notes

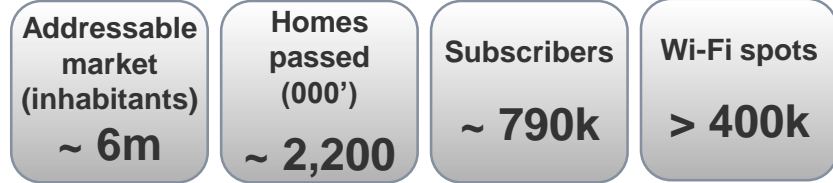
1. Unaudited figures. Adjusted for management fees, M&A expenses, transaction bonuses and other extraordinary items (+€2.8m in 2016)
2. Unaudited preliminary pro-forma figures for the acquisition of Telecable
3. Throughout the presentation, OpCF defined as (EBITDA – capex)

... becoming the leading platform in the north of Spain

Geographical complementarity

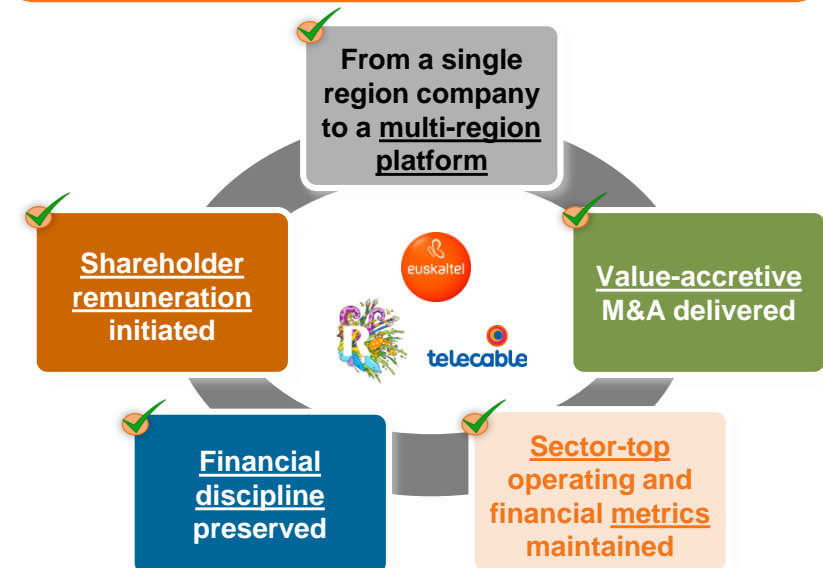


Key metrics

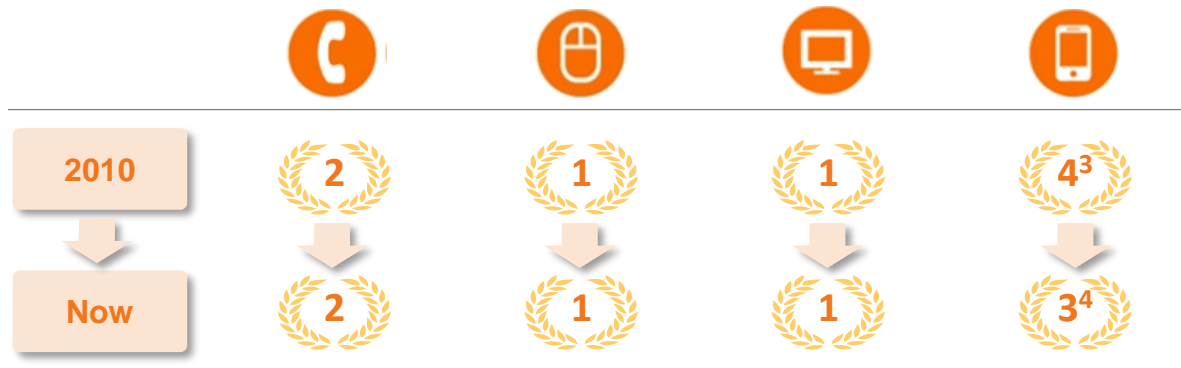


Market position
(in respective regions)

Key achievements



Consistently leading market position in our regions



Source INE, CNMC, Company internal estimates

Notes:

1. Total subscribers (Residential + business) figures as of Sept-17
2. 2016 data from INE
3. 3rd operator in the Basque country
4. 4th operator in Asturias

Current market valuation offers attractive potential....

... by fixing the issues that the market currently perceives

Residential



- Deliver an **attractive and competitive offering** in a new competition scenario
- Address **churn** issues in Galicia and Asturias
- Re-boost **brand equity**

Communication



- Visibility on mid-term strategy
- Performance traceability

Cash flow



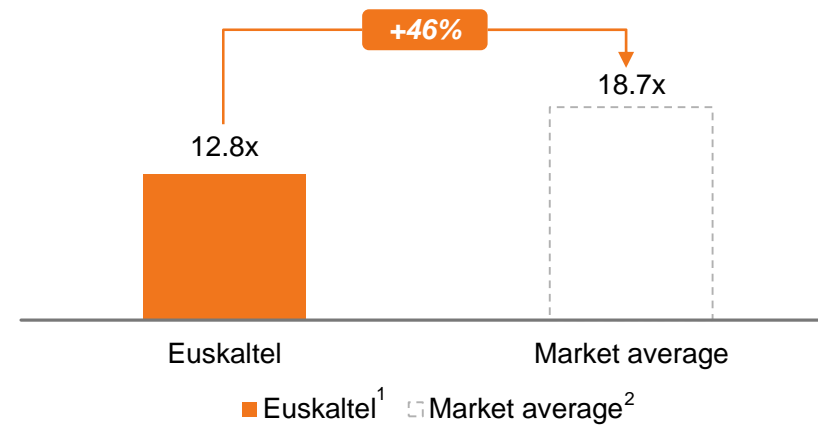
- Develop a **smart capex** strategy
- Balance **cash flow optimization** with value-accretive growth projects

B2B

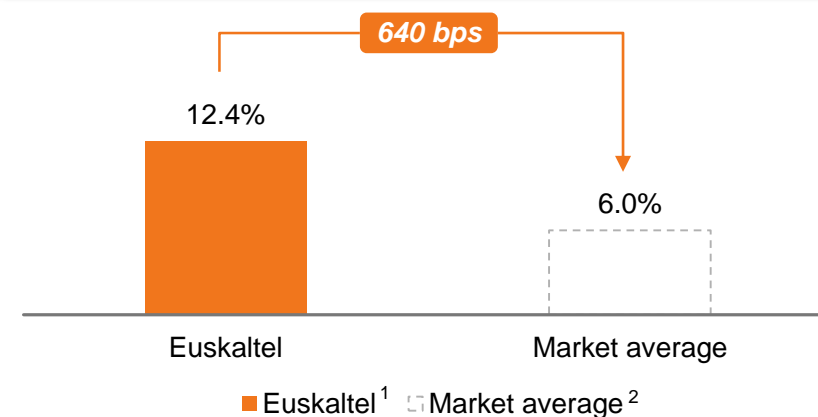


- Demonstrate our **readiness to compete** in a transforming ICT market
- Implement a **unified B2B strategy**

2017E EV / OpCF (x)



2017E EqCF yield (%)



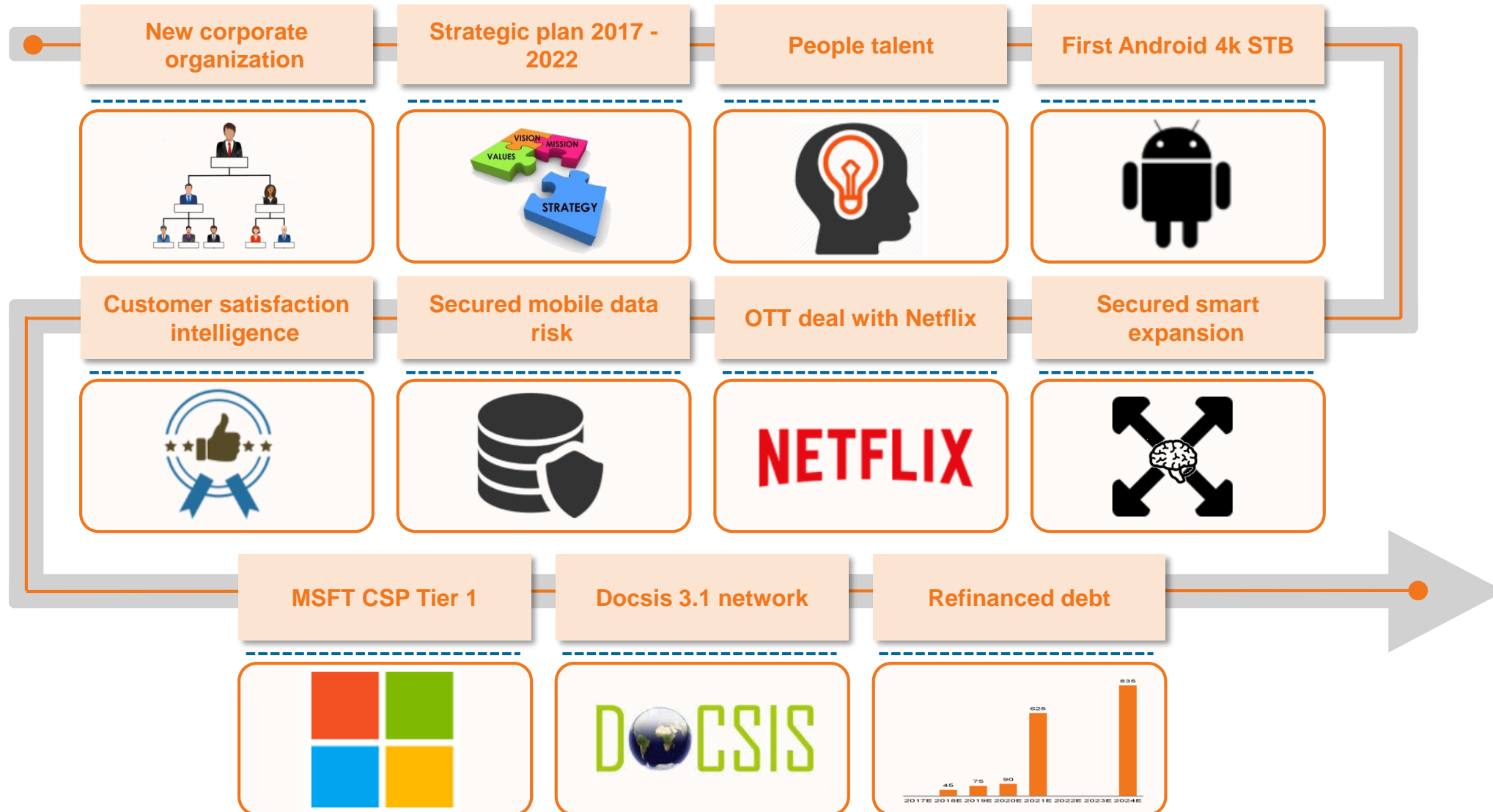
% upside on current share price to reach sector average

Source Bloomberg as of Nov-17

Note

- Euskaltel multiple is a LTM Sep-17 proforma figure
- Market average based on Telenet, NOS and Com Hem

Milestones achieved in 2017





What's next? Our strategy going forward

CEO

Francisco Arteche

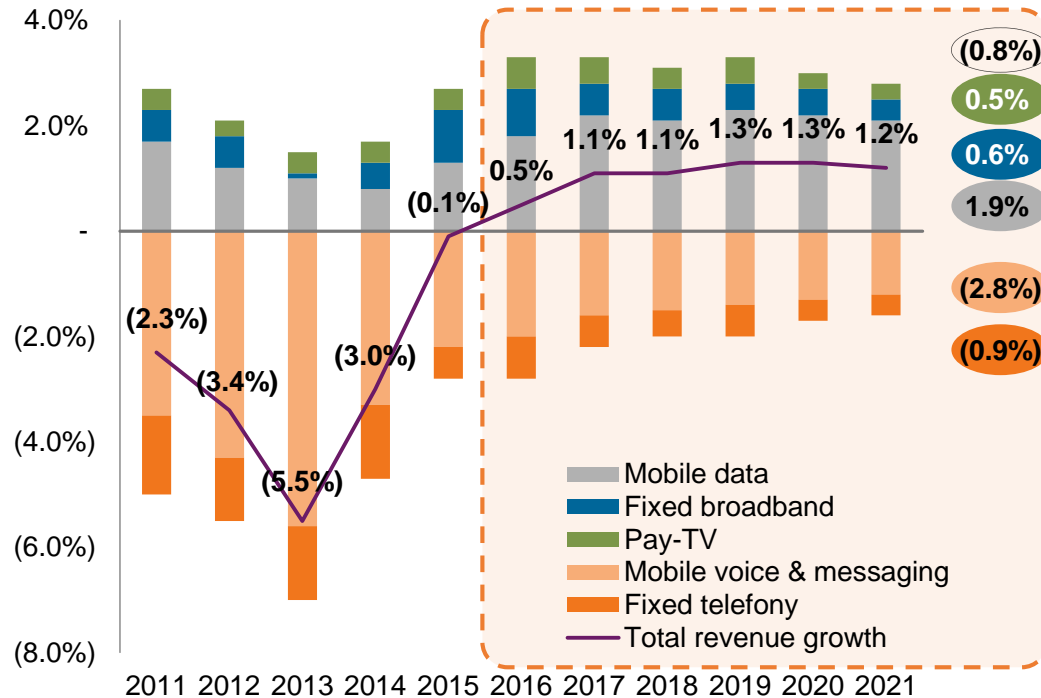


Market context : data and TV driven market with increased competition



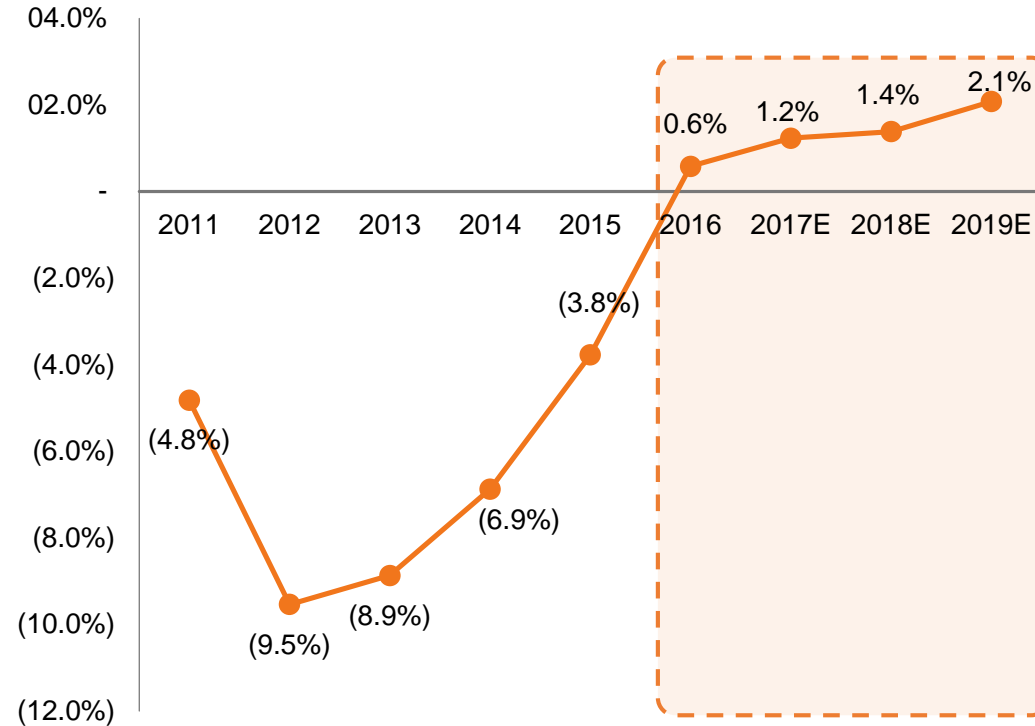
Contribution to growth

CAGR 11A-21E



Data and TV driving moderate industry growth

Spanish telecom sector^{1,2}



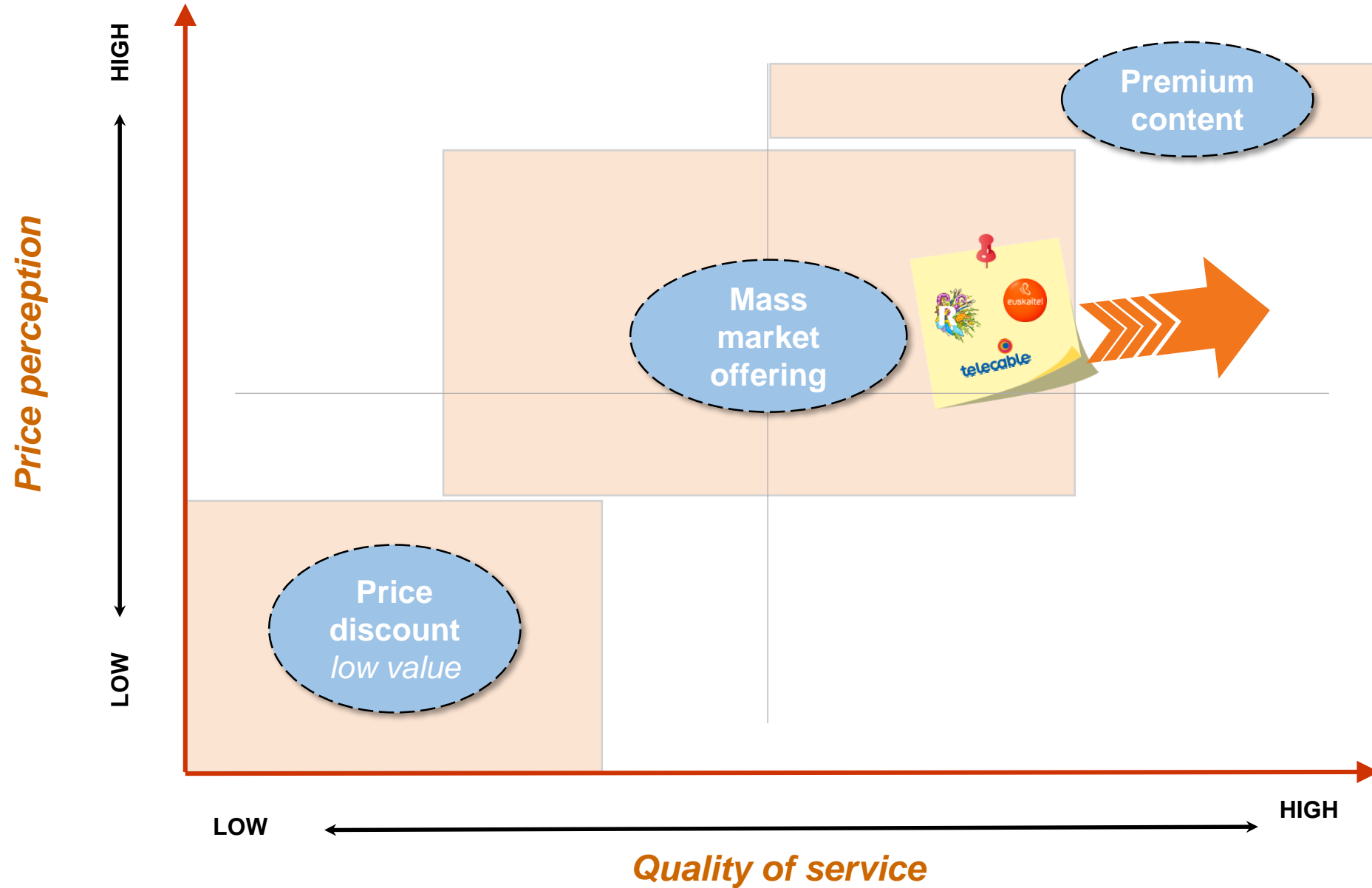
Moderate growth expected for the coming years

Source Arthur D. Little (2015), CNMC

Notes:

1. Revenue growth over the 2011A - 2019E period calculated as the evolution of the aggregated revenues of the 5 main Spanish competitors (Euskaltel, Movistar, Vodafone, Orange, MásMóvil). The series has been adjusted for Ono and Jazztel acquisitions by Vodafone and Orange. Estimates for 2017E-2019E based on a selection of broker projections for each of the above mentioned companies.
2. 2016 growth excluding Euskaltel, Masmovil and Orange growth. 2017 growth excludes Masmovil

Our position vs competition



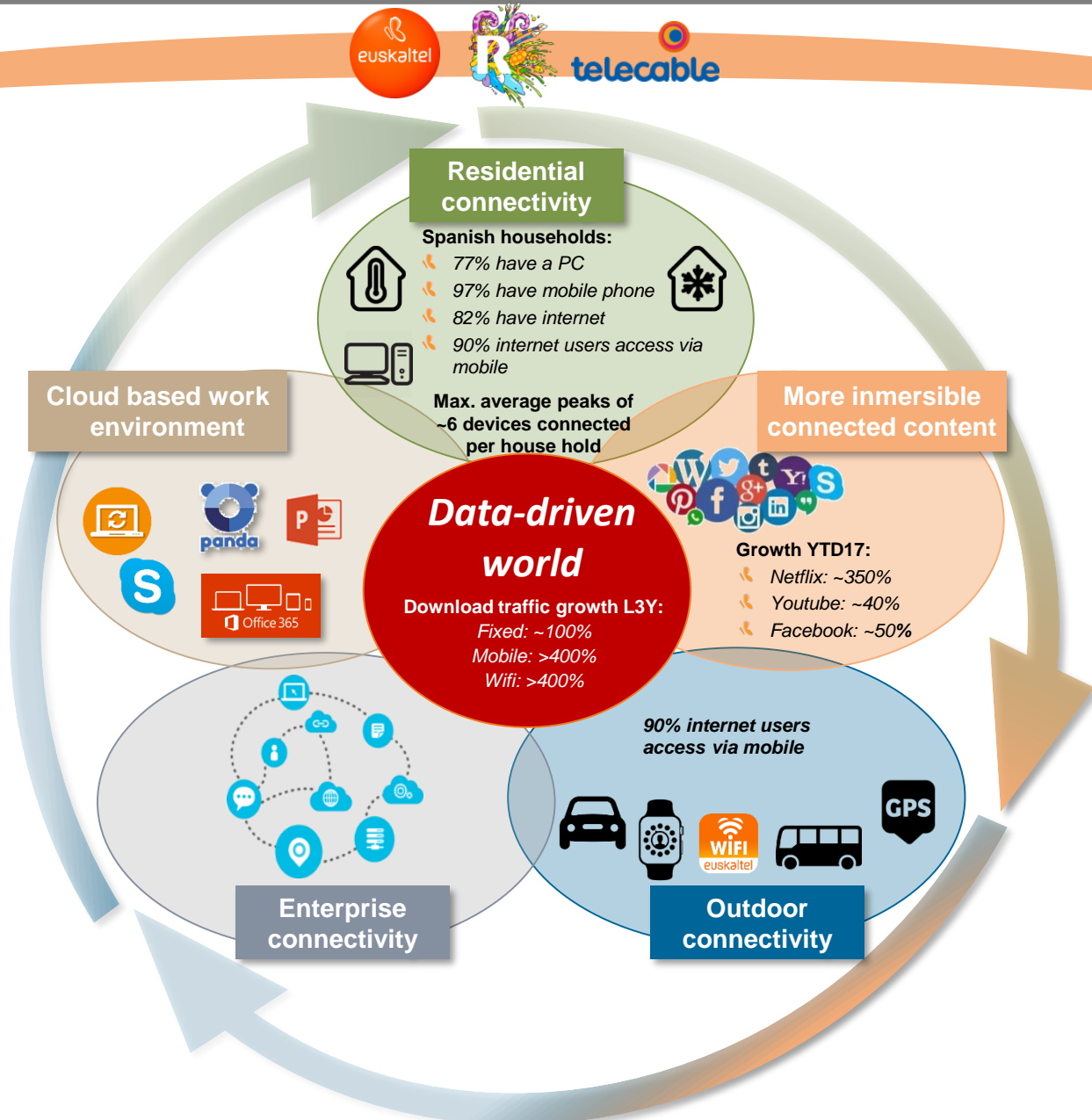
Our Vision and Mission

Vision

We believe in an increasingly digital and interconnected world in which the combination of devices and technologies facilitate the day-to-day of our customers

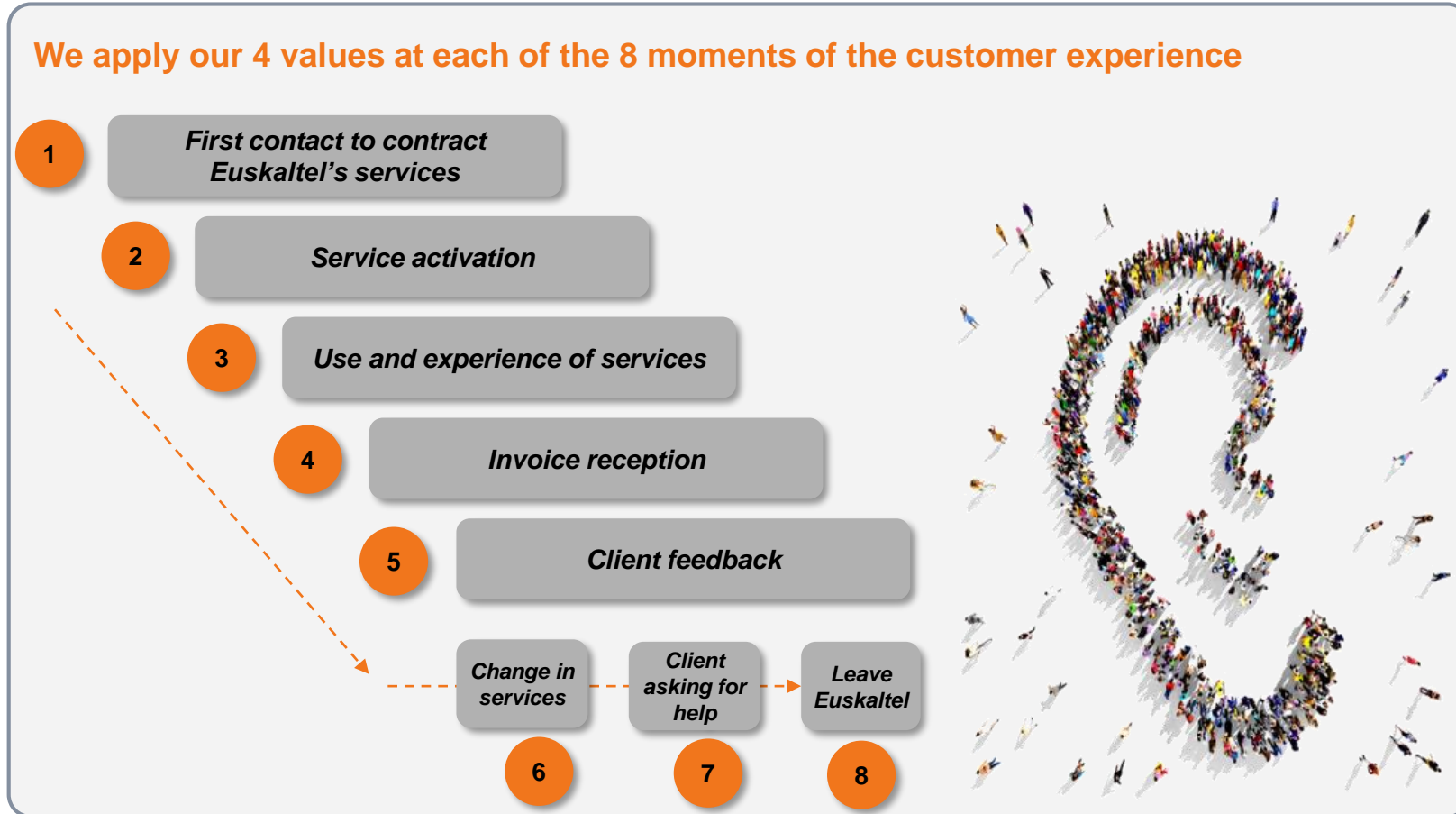
Mission

We work hand in hand with our customers to provide them with the best digital solutions to enrich their daily lives and their businesses



Promises **Values**

- ✓ Proximity
- ✓ Honesty
- ✓ Innovation
- ✓ Agility



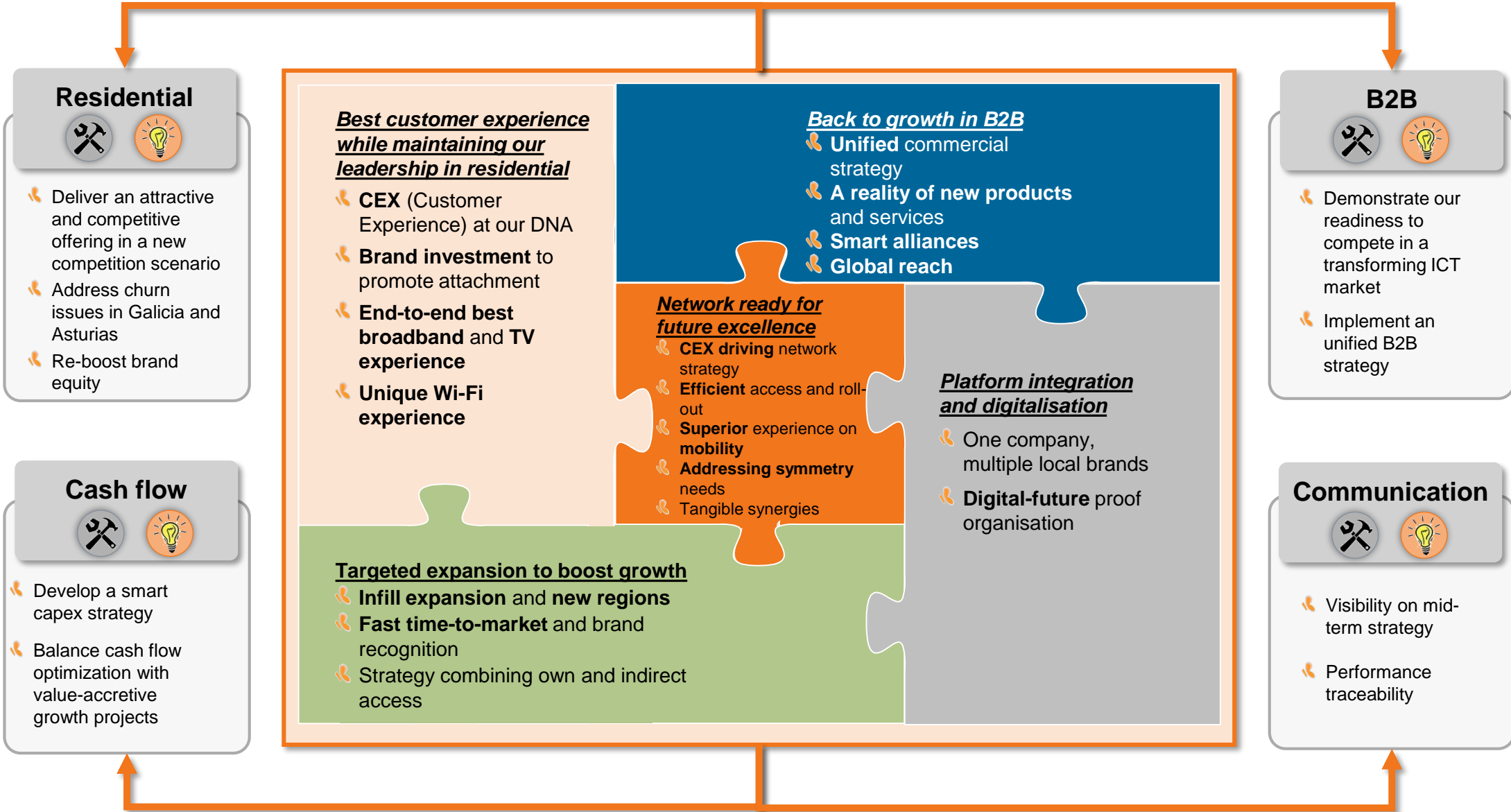
An operator who listens... and responds accordingly, delighting the customer

Pillars of our strategy

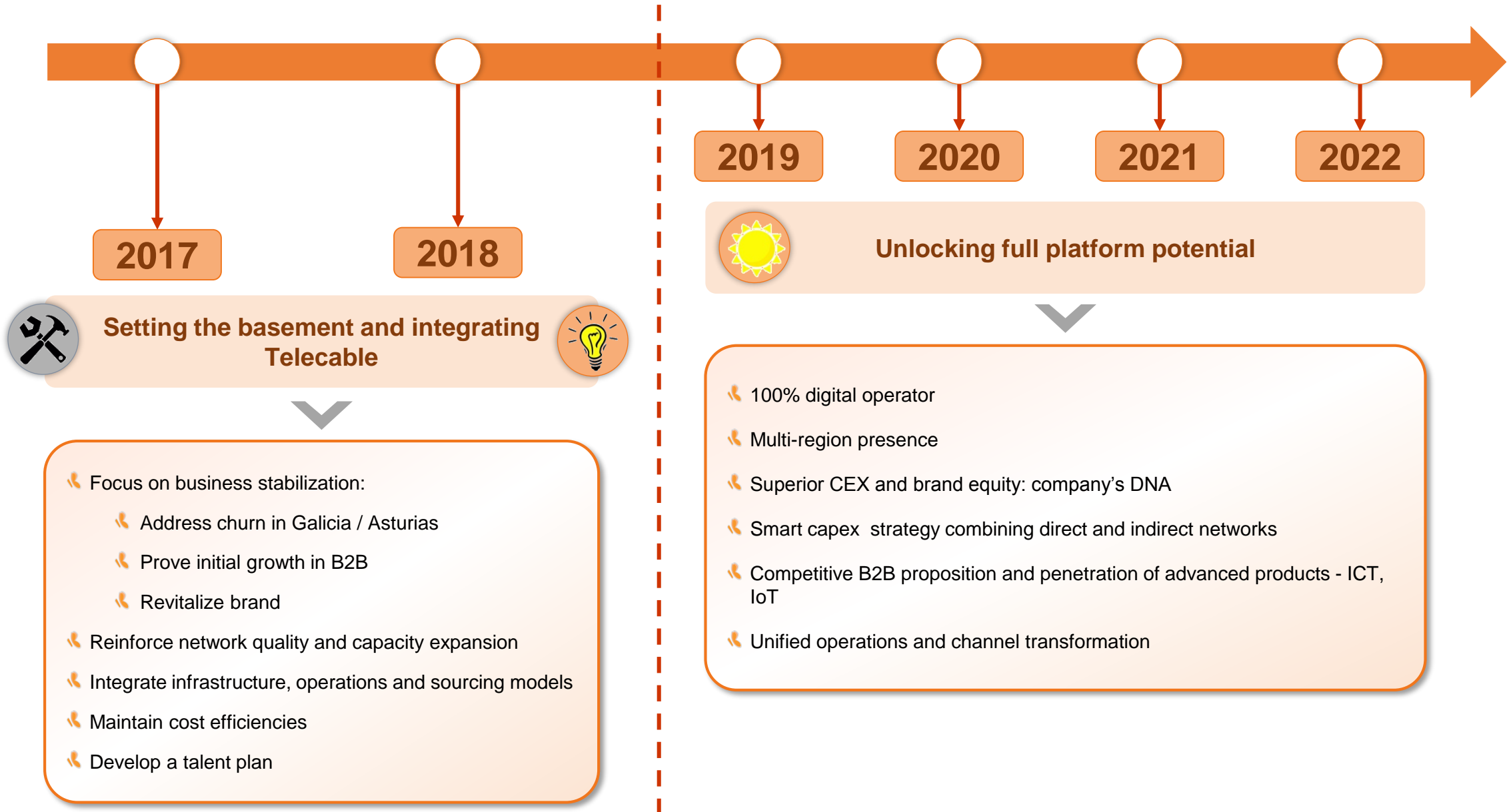


> 30 projects across the group

Reinforced focus around 5 key areas to deliver in our 4 key challenges



Implementation phases and priorities



Conclusion



1

Euskaltel has delivered its ambitious organic and inorganic targets in record-time since the IPO



2

Euskaltel has become a real multi-region platform, deeply rooted in its core markets, but fully prepared to grow and enter new markets



3

We are competing in an evolving scenario that offers new challenges, but also great opportunities



4

We have defined a clear and comprehensive strategy focused on value generation through customer experience, growth and efficiencies, to which the entire organisation is committed



5

The results of the implementation will offer sustained mid/long-term value creation potential to our shareholders



Presentation of the key speakers

	Timetable	Agenda	Speaker
1	12:00 – 12:10	Introduction	F. Arteche
2	12:10 – 13:00	What's next? Our strategy going forward	F. Arteche
3	13:00 – 14:00	Review by theme	
		Maintain our leadership in residential through best customer experience	K. Unanue
		Back to growth in business	I. Fernández de la Calle
		Network ready for future excellence	N. Ojinaga
		System and processes unification: one company, local brands	J. Pérez
		Growth through expansion	F. Arteche K. Unanue
	Lunch Break: 14:00 – 15:00		
4	15:00 – 15:30	Financial performance and guidance	J. A. de las Fuentes
5	15:30 – 16:00	Wrap-up / Q&A	F. Arteche

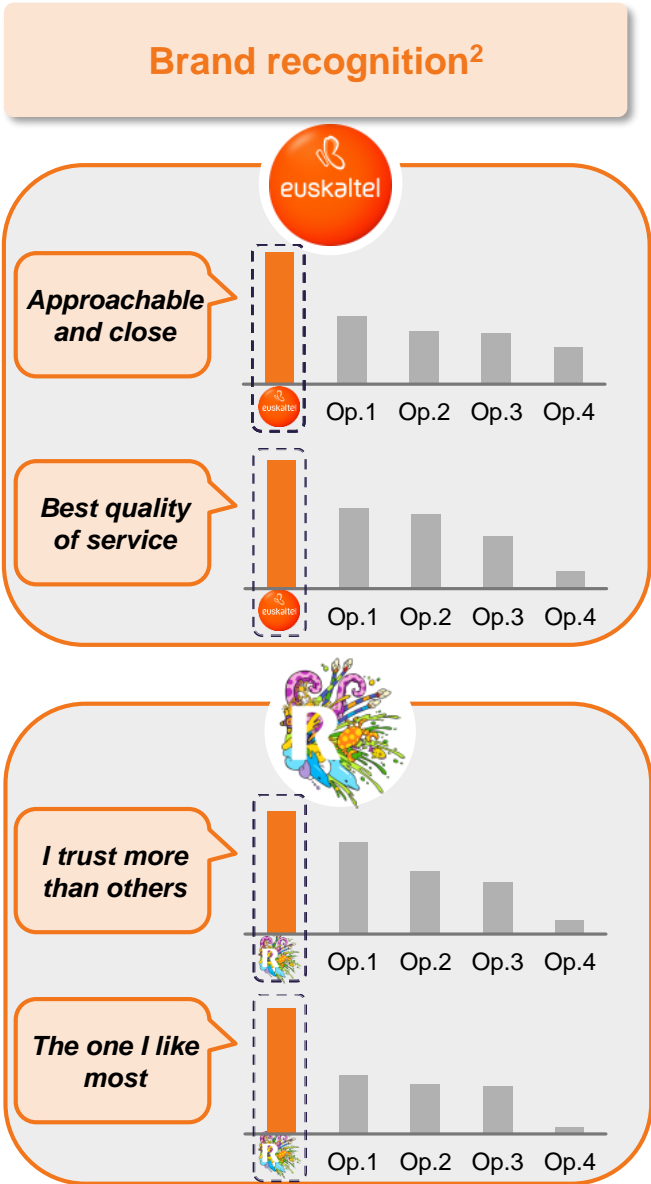
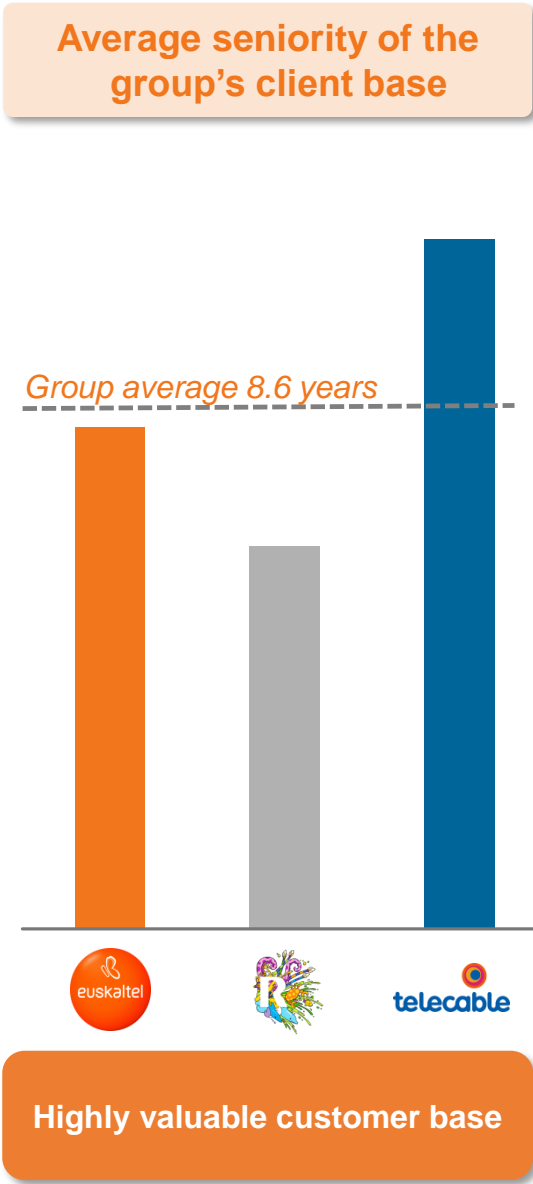
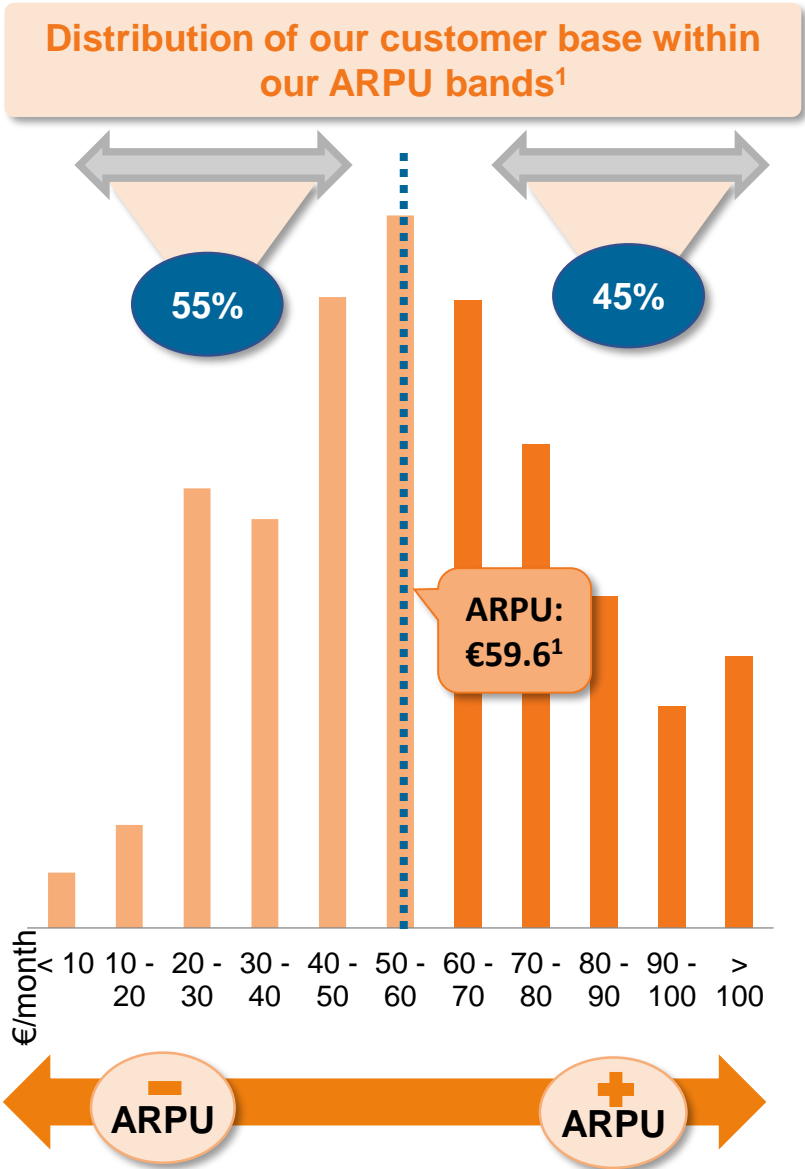


Maintain our leadership in residential: best customer experience

Residential
Koldo Unanue



High valuable, longstanding customer base and best-in-class brand perception








Note
 1. ARPU as of 3Q 2017 of the combined entity (Euskaltel + R Cable + Telecable)
 2. Kantar media independent study (period of study 1H17)

Our product positioning versus competition



Pricing benchmarking

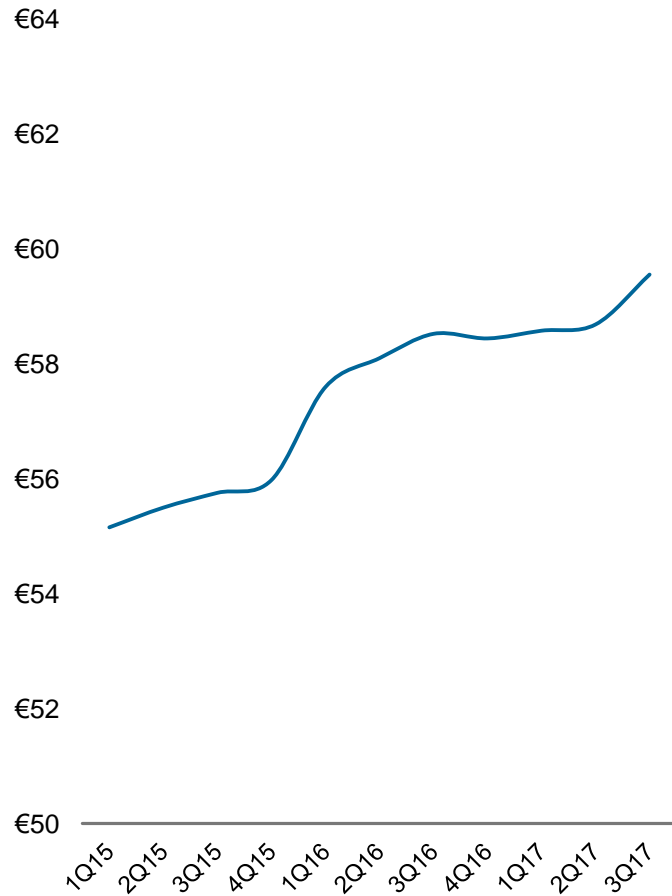
	 												
	Basic	Medium	Family (2 mobile lines)		Basic	Family (2 mobile lines)		Basic	Family (2 mobile lines)		Basic	Family (2 mobile lines)	
Broadband	60Mbps	200Mbps	350Mbps		50Mbps	300Mbps		50Mbps	300Mbps		50Mbps	120Mbps	
	EuroDocsis 3.0	EuroDocsis 3.0	EuroDocsis 3.0		xDSL / Fiber	Fiber		xDSL / Fiber Fiber	Fiber		xDSL / Fiber	Fiber	
Pay TV	TDT + 9 extra channels	>70 Channels	>90 Channels		TDT Channels	>80 Channels Football		--	>40 Channels Football		--	>60 Channels	
	Online only	4K STB + Catch Up + VOD	4K STB + Catch Up + VOD		Catch Up + VOD OTT	STB HD + Catch Up + VOD		--	STB HD + Catch Up + VOD		--	STB HD + Catch Up + VOD	
	Edonon multidevice	Edonon multidevice	Edonon multidevice		Yomvi multidevice	Yomvi multidevice		--	OTT Football (+€9.95)		--	Multidevice	
Mobile	200 min	Unlimited	Unlim.	Unlim.	200 min	Unlim.	Unlim.	200 min	Unlim.	Unlim.	200min	Unlim..	Unlim.
	4 GB	10 GB	10 GB	10 GB	2 GB	10 GB	10 GB	3 GB	8 GB	8 GB	6 GB	10 GB	10 GB
	+Outdoor free Wi-Fi	+Outdoor free Wi-Fi	+Outdoor free Wi-Fi		--	--		--	--		Chat Zero	Chat Zero	
Fixed	Unlimited fixed+ 1,100 min mobile	Unlimited fixed 1,100 min mobile	Unlimited fixed 1,100 min mobile		Unlimited fixed	Unlimited fixed 550min mobile		Unlimited fixed 1,000min mobile	Unlimited fixed 1,000min mobile		Unlimited fixed & mobile	Unlimited fixed & mobile	
Price (€/month) (VAT Included)	51	71	103		45	120		49	105		53	102	

Note

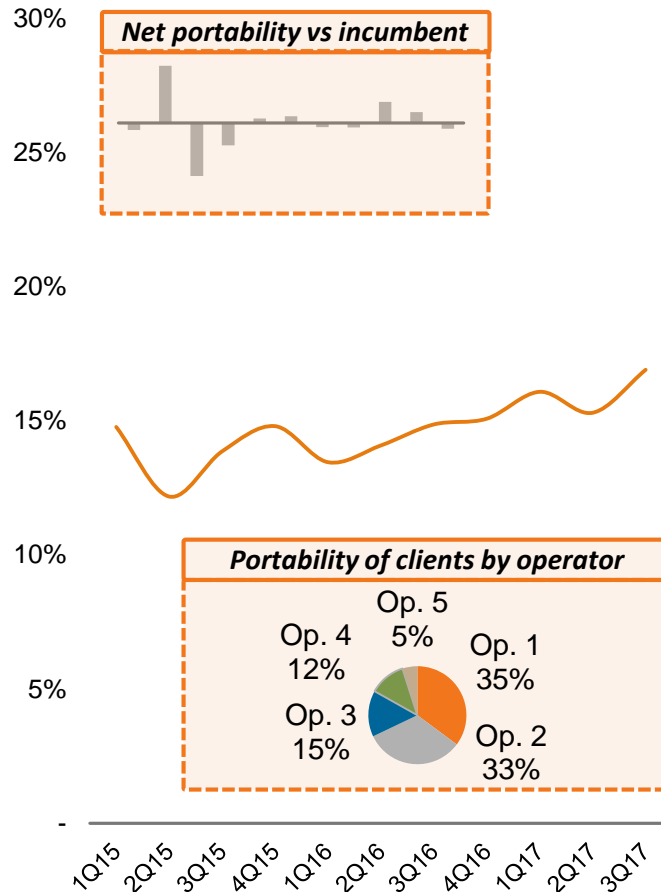
1. Tariffs as October 17th 2017

Track-record of ARPU improvement and managed churn

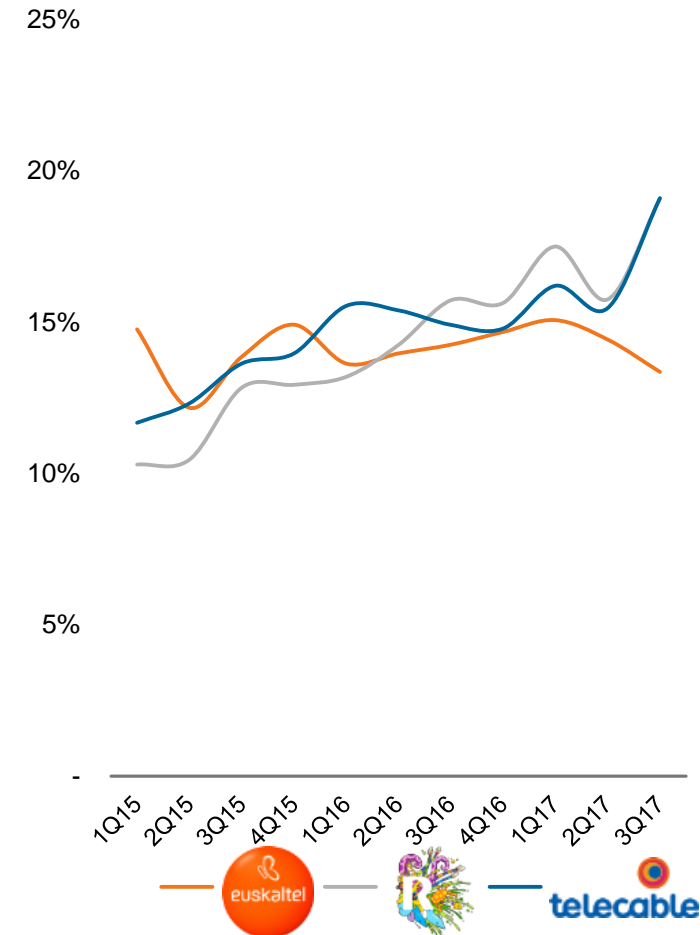
Group ARPU evolution¹



Group churn evolution¹



Churn evolution by region¹



Source Company information

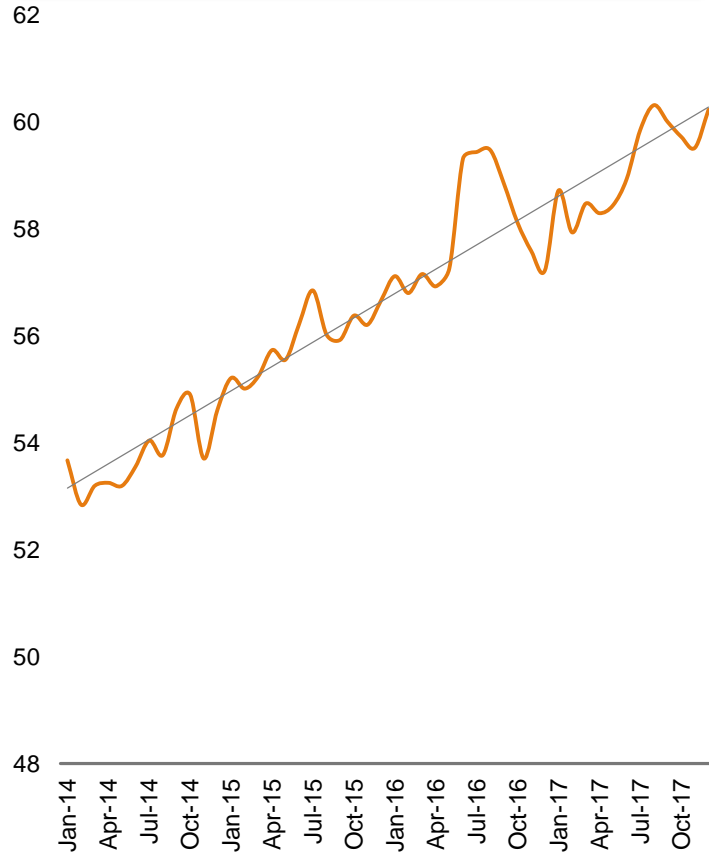
Note

1. TLC Churn & ARPU in line with TLC management's calculation method before acquisition

Basque Country proves our ability to compete in current market

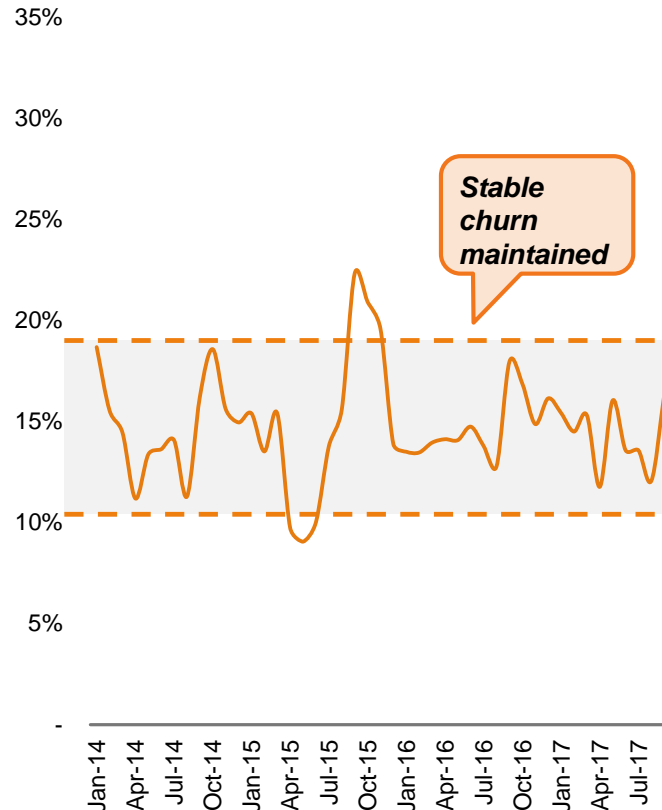


ARPU evolution in the Basque Country (€/month)



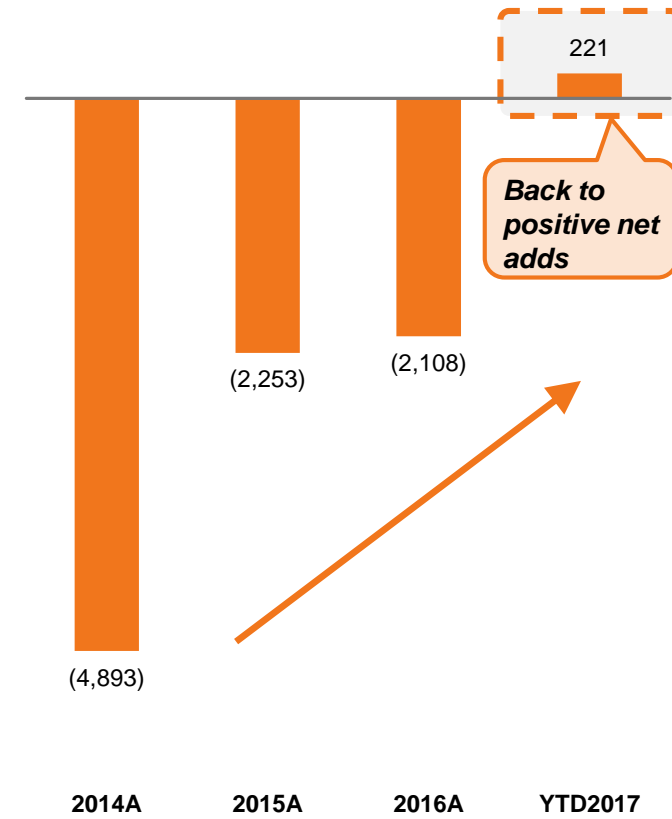
We are growing ARPU

Churn evolution in the Basque Country (%)



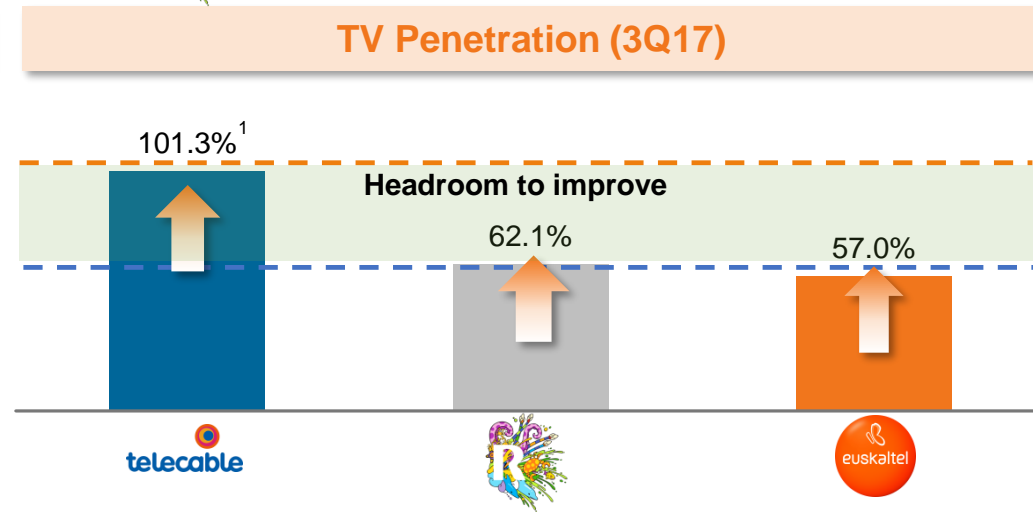

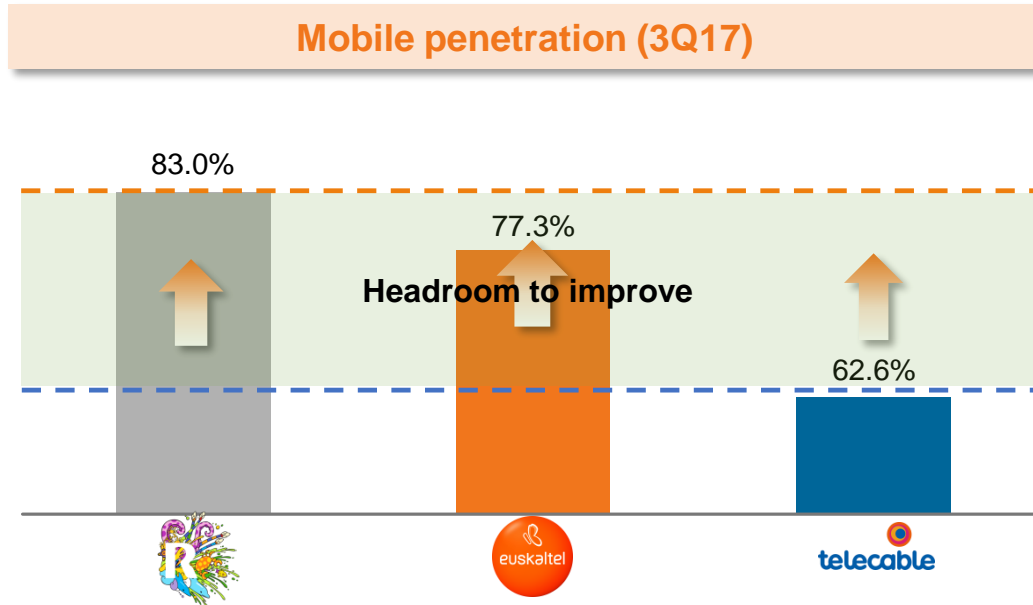
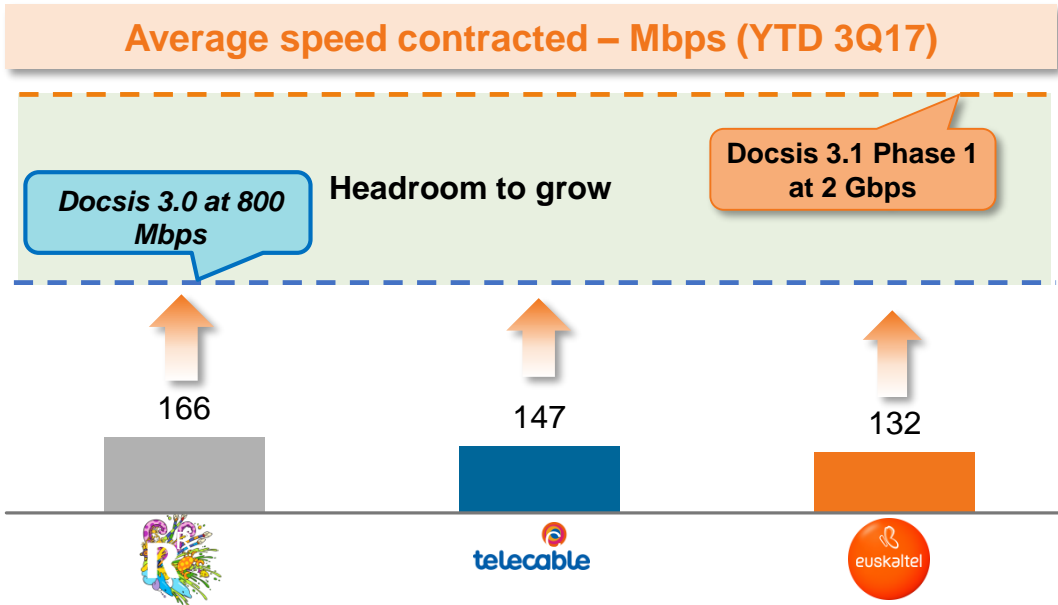
Stable churn maintained

Net adds evolution in the Basque Country ('000)



Improving our competitiveness vs. our competitors

4 Key levers to grow ARPU...

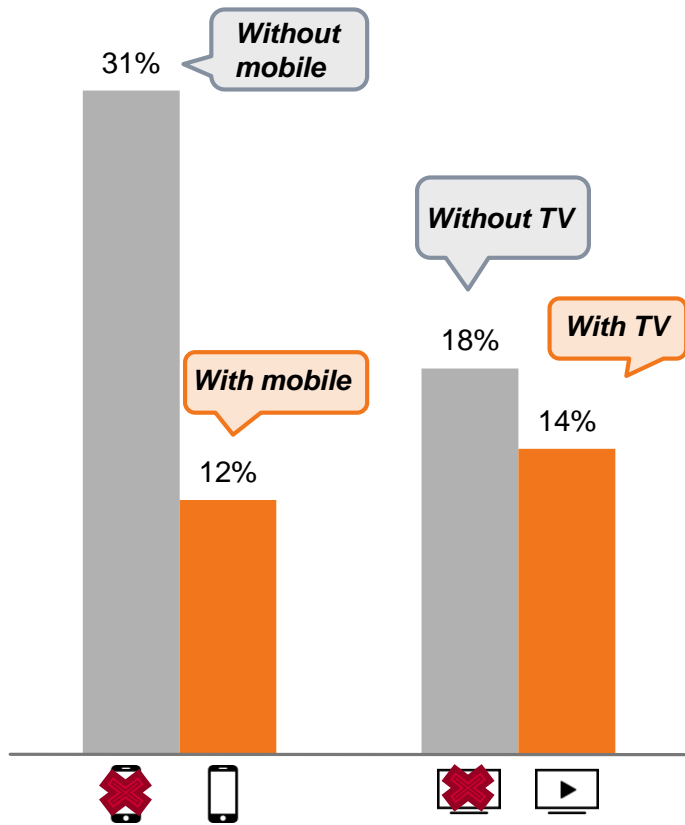


Note

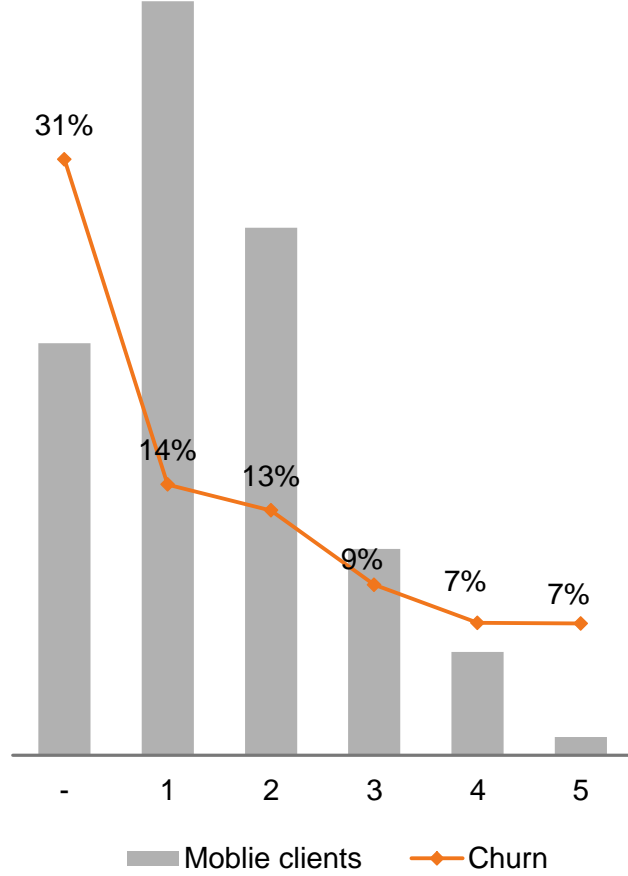
1. For TLC's clients, it is mandatory to subscribe to TV RGU which explains TV penetration exceeding 100%

... and to manage churn

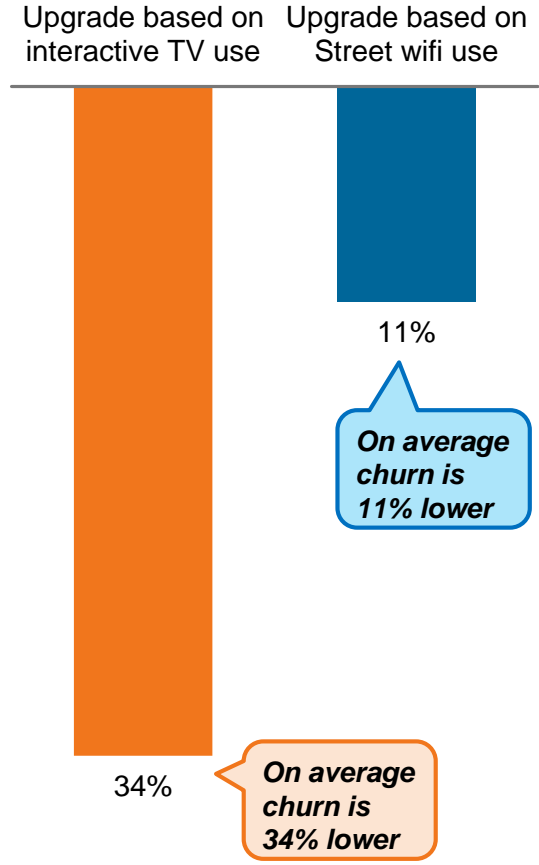
Churn depending on Mobile or TV sub¹



Churn depending on # of lines (000')¹



Interactive TV use and Street Wi-Fi use



Source Company information

Notes:

1. Euskaltel + R Cable YTD 3Q 2017 average

Strategy focused on our providing differential experience

TV experience



- 👉 HD and evolution to 4K
- 👉 Nearly 100% of content available in VOD and Catchup
- 👉 Android TV with 3000 TV Apps

Wi-Fi experience



Wi-Fi on holidays:

- 👉 Free 10GB data individually activated by each family when they go on holidays (2 x 15 days every year)

Best experience at home:

- 👉 Wi-Fi quality audit, house monitoring

Wi-Fi in the Streets:

- 👉 400,000 Wi-Fi spots with unlimited
- 👉 Access for our Internet+Mobile customers

Digital home experience



Location and monitoring:

- 👉 Kids location and Home monitoring from your mobile
- 👉 Older relatives monitoring

Buy Hardware:

- 👉 Service is free for our Internet+Mobile customers

Growing set of sensors:

- 👉 Smoke, Door & Window, Movement, Smart Plugs, HD Camera

Summary



1

We enjoy a highly valuable, locally-rooted, high ARPU customer base and a superior brand recognition associated to quality



2

We have proved the ability to compete in the current competitive scenario, as well as commercial momentum and churn management in the Basque Country



3

We have implemented a unified commercial strategy to address churn in Galicia by replicating the successful strategy in Basque Country



4

We have sufficient room to grow ARPU through increase of product penetration



5

Our differential services vs. our competition will let us continue at the forefront of customer perception and recognition





Back to growth in business

Business

Isidro Fernández de la Calle



Unified B2B strategy

		1 Large accounts	2 SMEs	3 SoHo
Challenges at a glance	Objective	<ul style="list-style-type: none"> Increase revenue 	<ul style="list-style-type: none"> Gain new clients Increase revenue 	<ul style="list-style-type: none"> Defend our current position Grow through expansion
	Strategy	<ul style="list-style-type: none"> Enhance current clients value with services (Wi-Fi, cloud, digital transformation) New clients acquisition 	<ul style="list-style-type: none"> Increase market share in current footprint New clients through indirect access in current footprint ARPU increase via VAS 	<ul style="list-style-type: none"> Expansion Development of ARPU Retention and loyalty build-up of clients through new services
	Action plan	<ul style="list-style-type: none"> Extend cloud and Wi-Fi portfolio to the whole group Alliances (e.g. Microsoft) Digital transformation projects (IoT, big data, RPA) 	<ul style="list-style-type: none"> Standardize product offering throughout the group Tackle our weak links Add new VAS Launch indirect FTTH 	<ul style="list-style-type: none"> Indirect FTTH access Expansion plans New offer and focus on current portfolio
Operating data	#clients	~ 600	~ 14,000	~ 100,000
	Revenue ¹	€69m	€36m	€87m
	% business revenue	36%	19%	45%

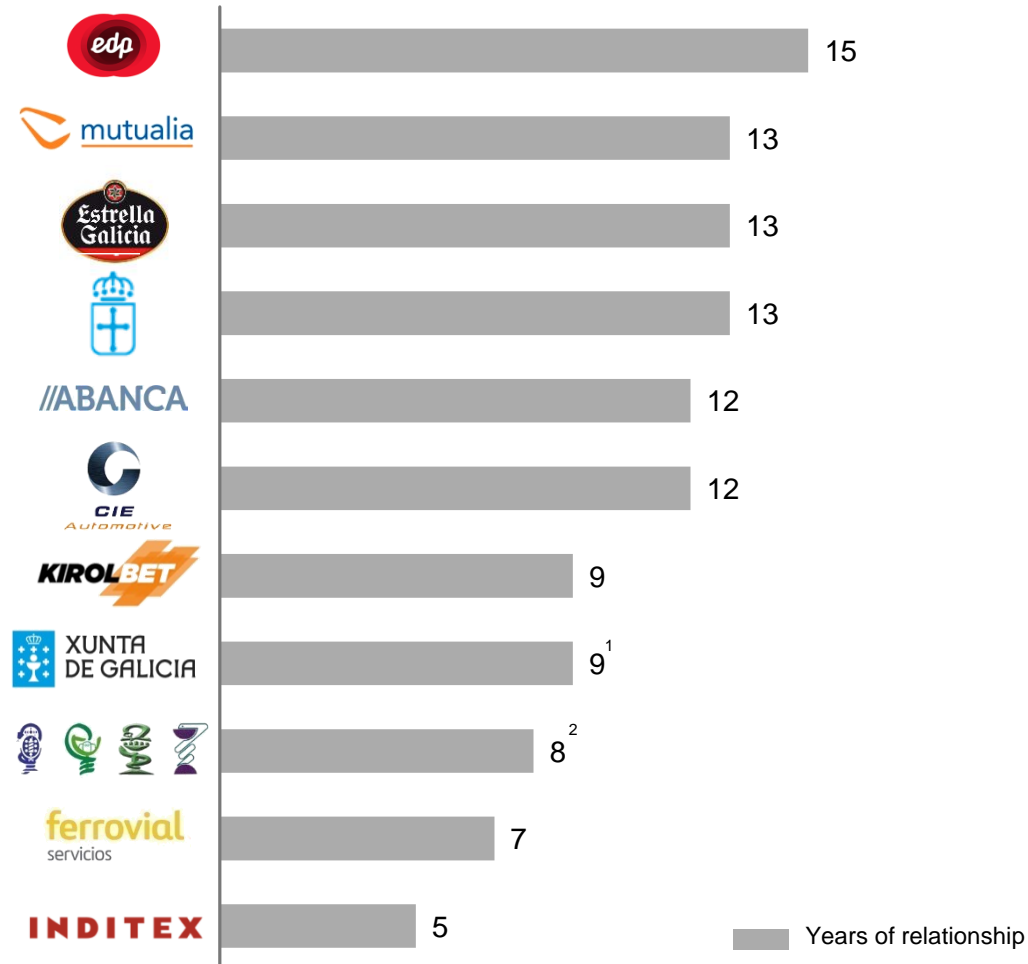
Note:

1. PF LTM 3Q 2017

We know how to deal with large accounts

We have a loyal customer base...

Selection of loyal B2B clients



Note:

1. Renewed in 2017
2. Renewed in 2016

... and we continue to gain and renew top clients



Our services can be offered everywhere: case study

1 Large Accounts

Customer need

Description and key metrics

Multi-brand catering, in the sectors of Fast Food, Casual Dining and Traditional Food

Headquartered in Madrid, **465 premises in Spain**, and a total of **5 contact centers** in Madrid, Catalunya and Comunidad Valenciana

of employees: 14,200

Revenue 2016: €500m

Problematic

The client required a full communication services offer, including voice, data solution, datacenter management and unified Wi-Fi services



Our adapted offering

Voice and data solution, to support the premises of all Spain, both main and backup communications

Main and backup circuits between headquarters and external **datacenter**

Intelligent voice platform enabling a better service at the contact center

Development of **Wi-Fi solutions** for different brands

Ongoing project:

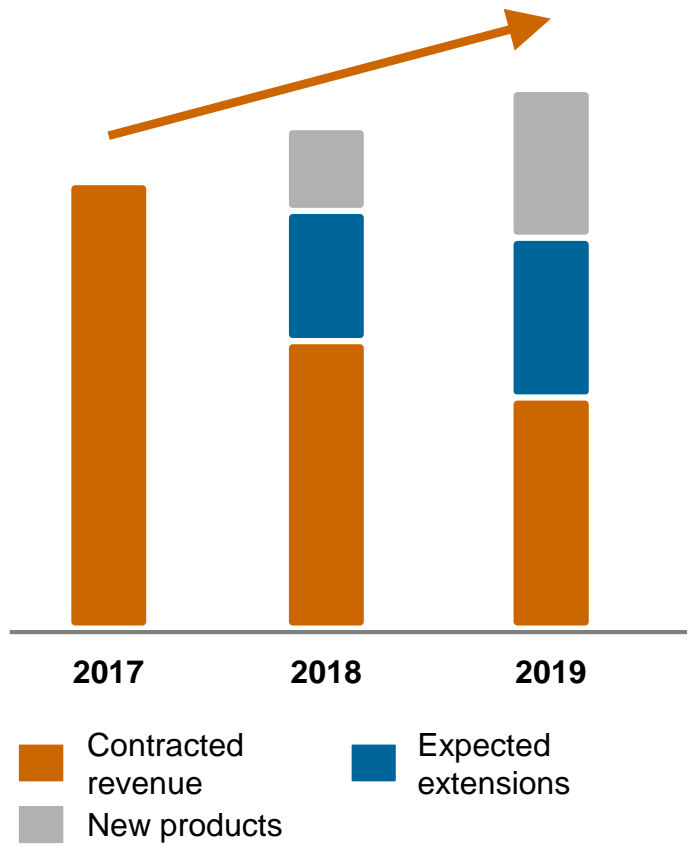
TV channel development for a chain of restaurants

Service rendering billing for 2017: €700,000

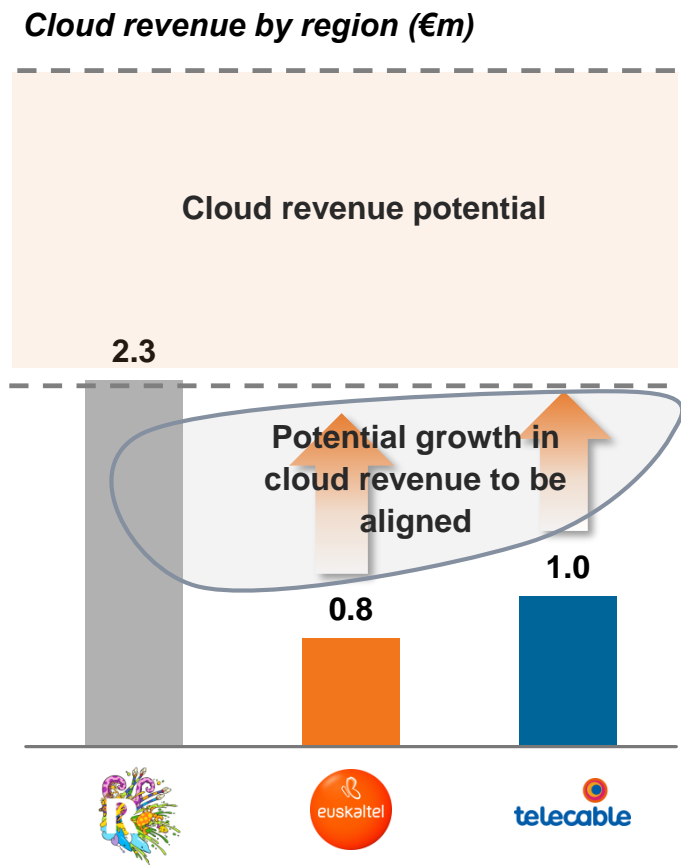
LA: Growth driven by client growth and innovative product offering



Our objective: continue growing on the back of new products



Room for improvement sharing best practices



New product offering

Wi-Fi as a service

- 100% managed Wi-Fi service with no investment
- Client Wi-Fi synergies
- Over 350,000 daily users
- Over 400,000 APs

Process automatization

Big Data + IoT

1 **Large Accounts**

Hybrid cloud: case study

1 Large Accounts

Customer need



Our adapted offering

Description and key metrics

One of the **largest canneries in the world**, with presence in **over 9 countries**

Headquartered in Galicia, **3 externalized data centers** (2 in Spain and 1 in Brazil)

of employees: 4,300
Revenue 2016: €576m

Problematic

In need of integrated tools typical of a company with logistics activity such as datacenter, international communications and security services

- Voice IP international solution and telephone office management
- Data coverage for the whole group
- Data center management
- Security service with a **Virtual Firewall**
- Corporate **Wi-Fi service** for national and international premises
- Corporate email based on Office 365

Ongoing project:

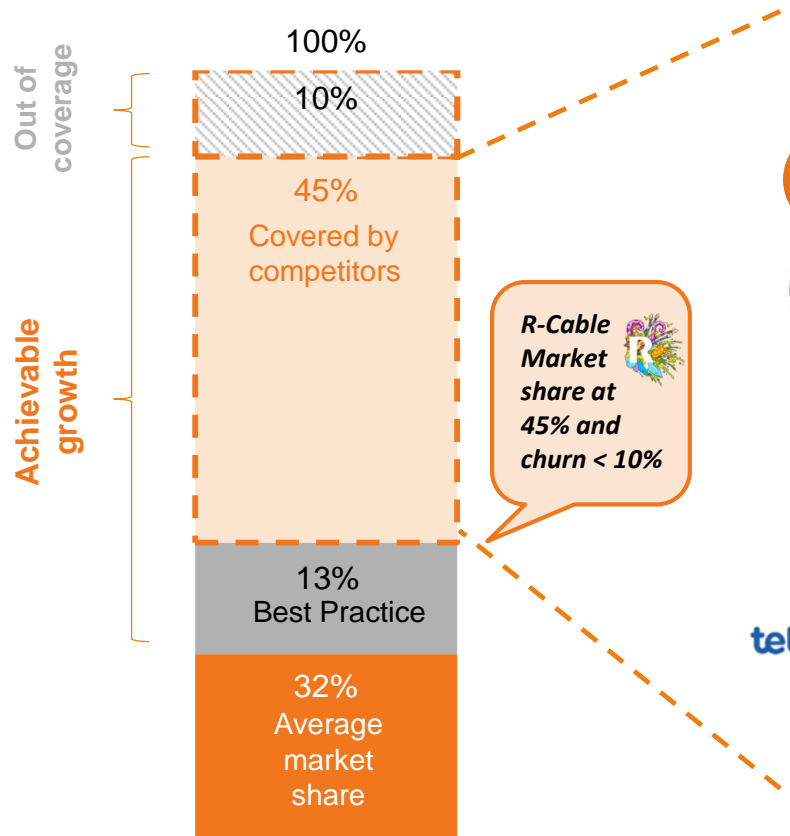
- Hybridization with Azure's platform

Service rendering billing for 2017: €230,000

Growth driven by client growth and value-add products and services

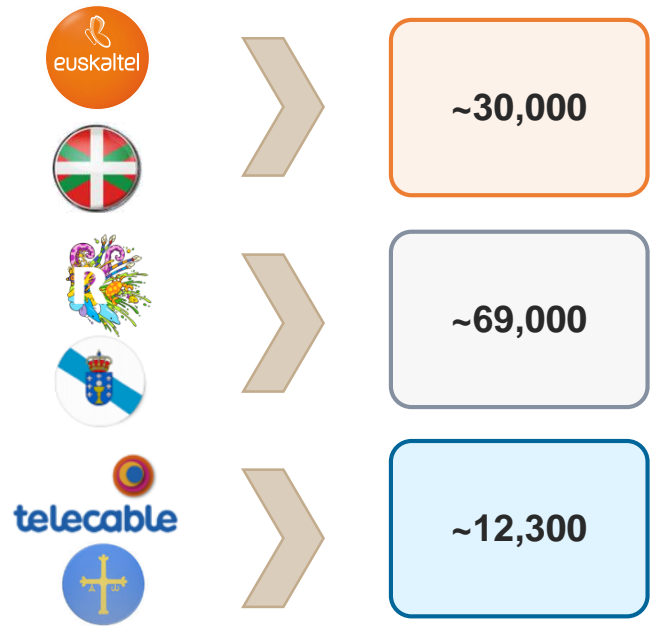


Market shares across SME segment to be balanced



R-Cable
Market share at 45% and churn < 10%

Potential increase in clients via indirect access



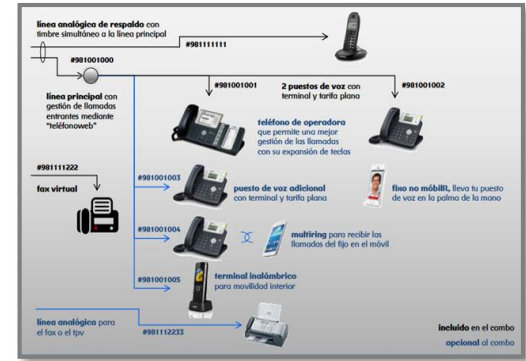
~€15m potential new revenue if best practice is reached

Over 110,000 potential new clients through indirect access

Clear potential to increase ARPU

2 SMEs

Today → Simple and basic access



Tomorrow → Additional value add services

- Office 365
- panda
- Online Backup

Additional value add services to increase future ARPU

SMEs: Addressing customer needs proactively

Symmetry

What if a client requires symmetry?



Combined offer

FTTH



+

HFC

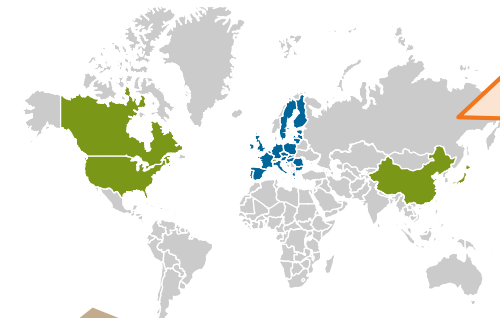


Higher value add



Mobile connectivity

Renegotiation of host agreement to align data offering to current market conditions



Our current agreement covers 80% of worldwide roaming traffic

2015



2017



2 SMEs



Best latency



100% availability



Z5: over 90% cost reduction



Eurotariff: over 75% cost reduction

New approach to SoHo

Before

Same offer as for Residential

Now

New adapted offer including Value Added Services

✓ Increase ARPU

✓ Reduce churn

Examples of new product offering based on each target segment

Solución Profesional



Office 365 € 12.90

Solución Comercio



3OillosR € 10.90

Solución Negocio Sala



Wi-Fi pro € 9.90

Promo TV € 14.90

Solución Horeca



Wi-Fi pro € 9.90

3OillosR € 10.90

3 SOHO

Combo X – €69¹

- Fixed Line (optional)
- 200Mbps Broadband speed
- Unlimited calls + 10GB
- Professional maintenance
- Fax IP
- Additional SIM
- Multiring
- Shared voicemail
- Takeaway data – 10GB

Note:

1. Included in every solution

Summary



1

Re-formulated growth strategy aiming to deliver tangible results by cross-fertilisation of practices among regions and a renewed commercial approach



2

Our products and solutions ready to serve clients outside current footprint



3

We have proactively addressed symmetry and international mobility issues to offer a competitive proposition



4

Large Accounts and SME upselling through newly launched VAS that are already proving traction among customers



5


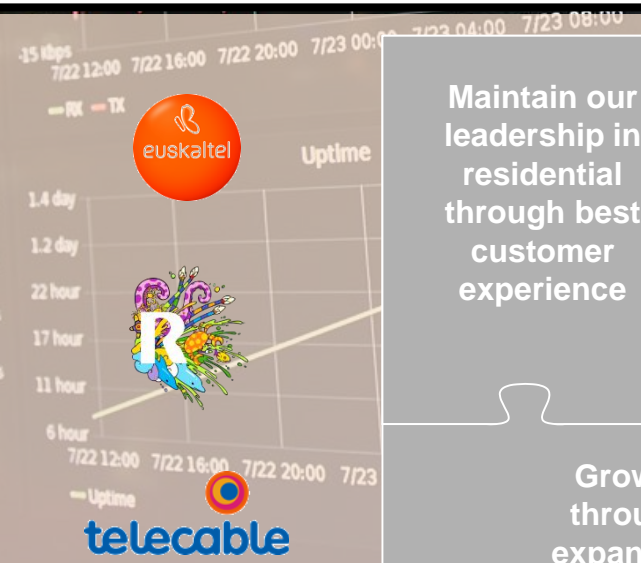
SoHo strategy will mirror B2C but incorporate additional VAS to drive up ARPU and loyalty





Network ready for future excellence

CTO
Norberto Ojinaga



Network strategy focused on customer excellence

Unparalleled coverage, quality and recognition...

✓ c.80% coverage

- 🔌 Access to high capillarity areas
- 🔌 > 400k Wi-Fi client hotspots
- 🔌 100% Docsis 3.0

✓ Quality of service

- 🔌 Fail-safe architecture
- 🔌 Less than 500 HH per node

✓ Recognition

- 🔌 Consistently top ranked by Netflix Indicator

... fully prepared for future challenges

✓ symmetry and capacity growth

- 🔌 Symmetry no longer a threat
- 🔌 Capacity addressed through targeted upgrades
- 🔌 Full Docsis 3.1 roll-out by end 2018

✓ Expansion and access strategy

- 🔌 Limited capex requirements for network upgrade and expansion
- 🔌 Agreement with Orange minimising network upfront investments

✓ Superior experience in mobility

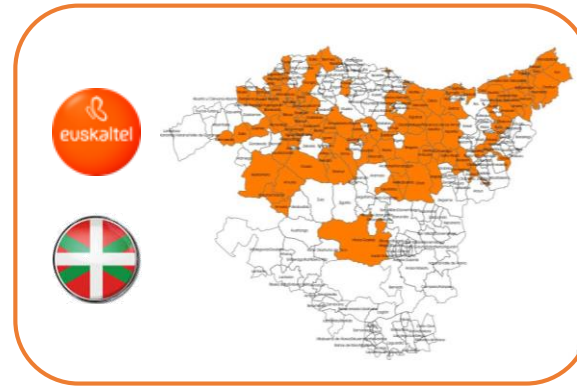
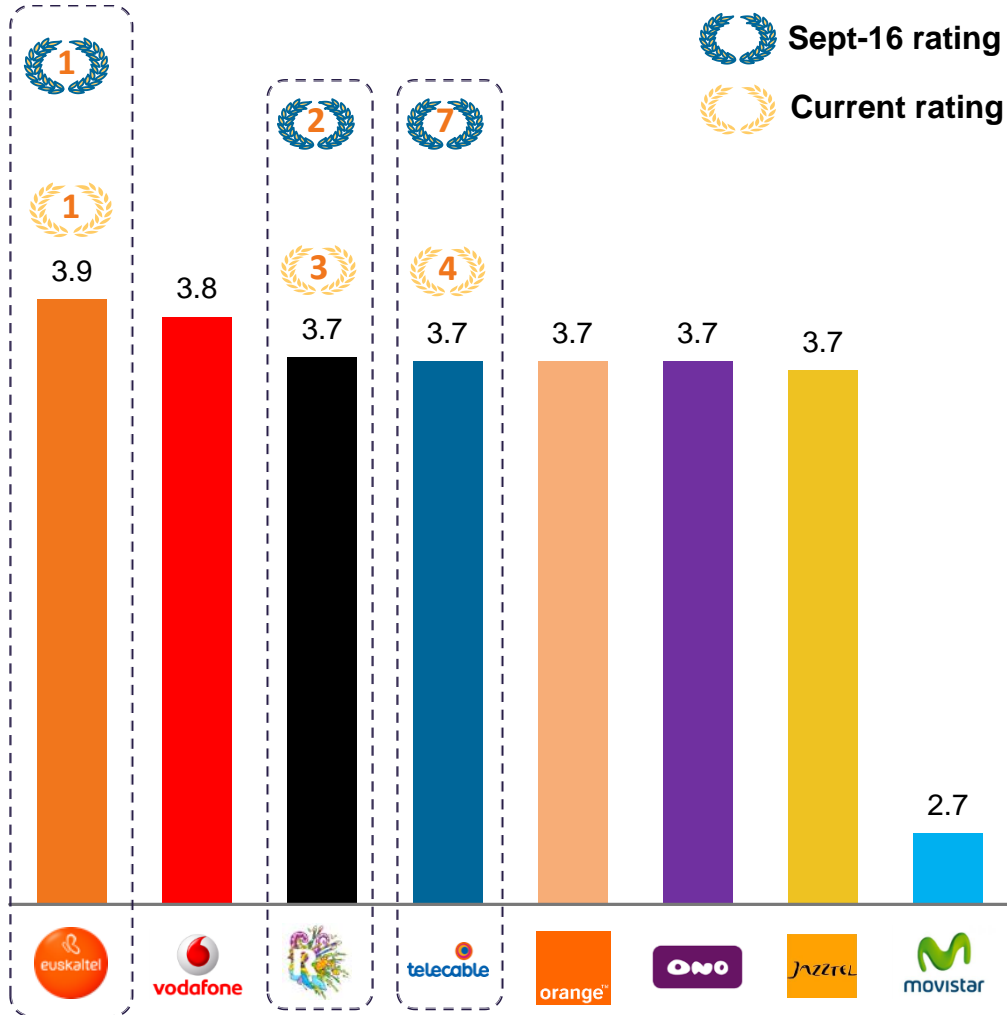
- 🔌 Attractive terms of mobile host agreement ensuring sufficient headroom to absorb data growth
- 🔌 c.15% of 4G traffic channeled through our own 4G network
- 🔌 Own 4G network

✓ Synergies execution on track

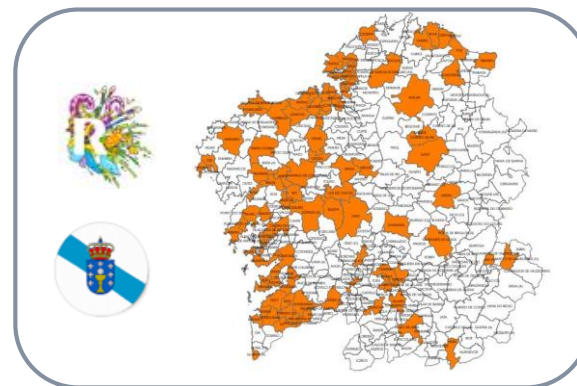
- 🔌 Detailed roadmap of synergies to be delivered by 2018, and beyond

Our network has a unparalleled coverage and recognition

September 2017 Netflix indicator



- Coverage to c.87% of households
- Cable-modems: 269k
- Wi-Fi spots: 187k
- STB: 180k

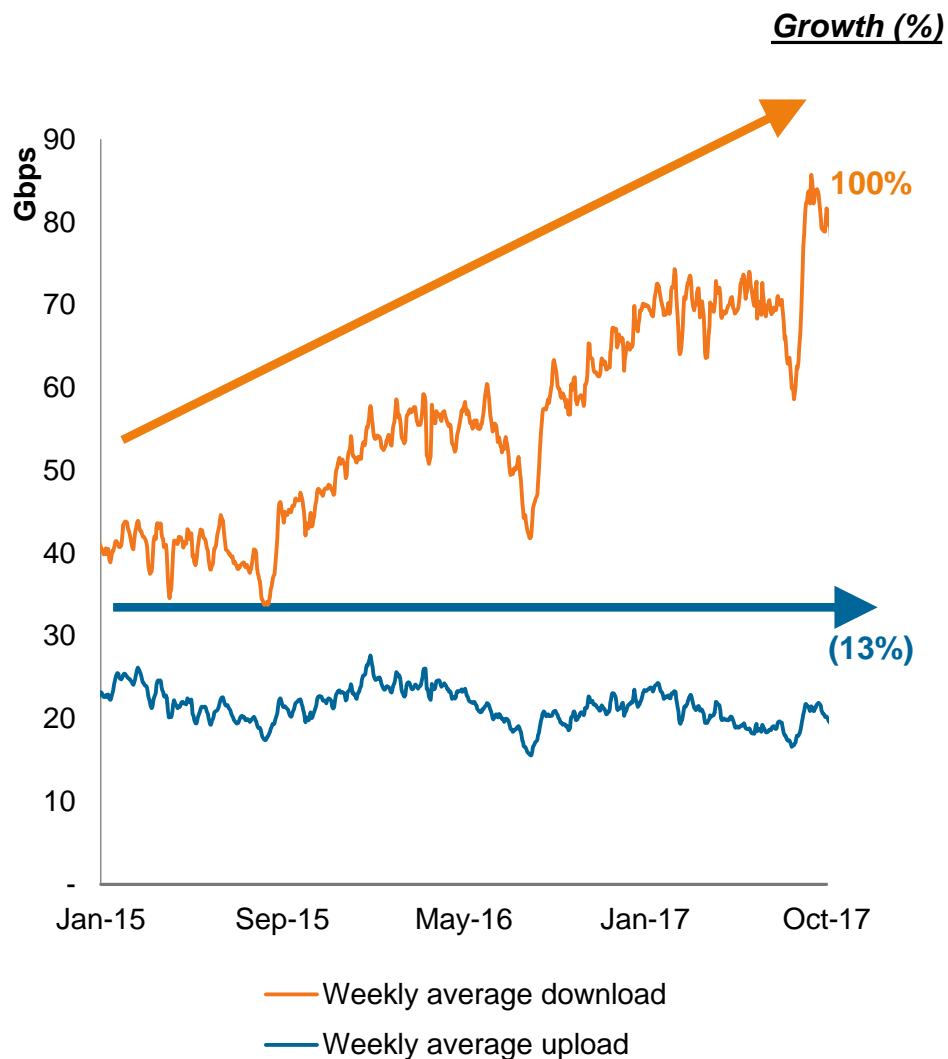


- Coverage to c.52% of households
- Cable-modems: 193k
- Wi-Fi spots: 132k
- STB: 135k

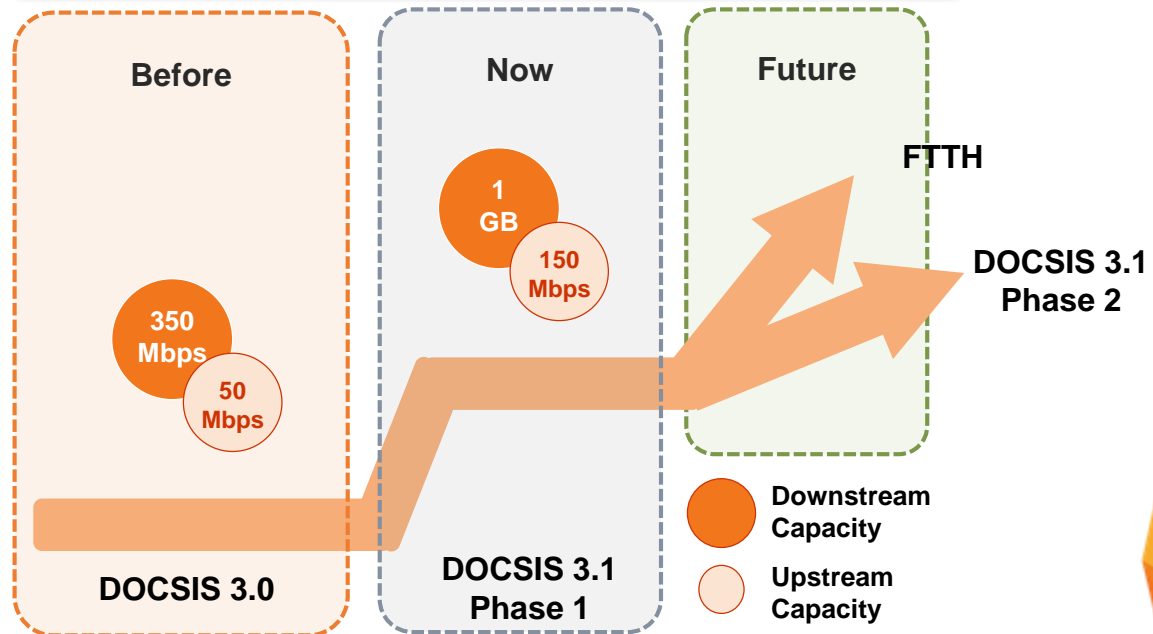


- Coverage to c.73% of households
- Cable-modems: 114k
- Wi-Fi spots: 104k
- STB: 50k

Broadband traffic evolution



Roadmap



Docsis 3.1 development by region

<p>50% already deployed 50% to be assigned</p>	<p>100% to be assigned</p>	<p>100% already assigned</p>
--	----------------------------	------------------------------

100% deployed by end 2018

Our strategy: "smart capex"

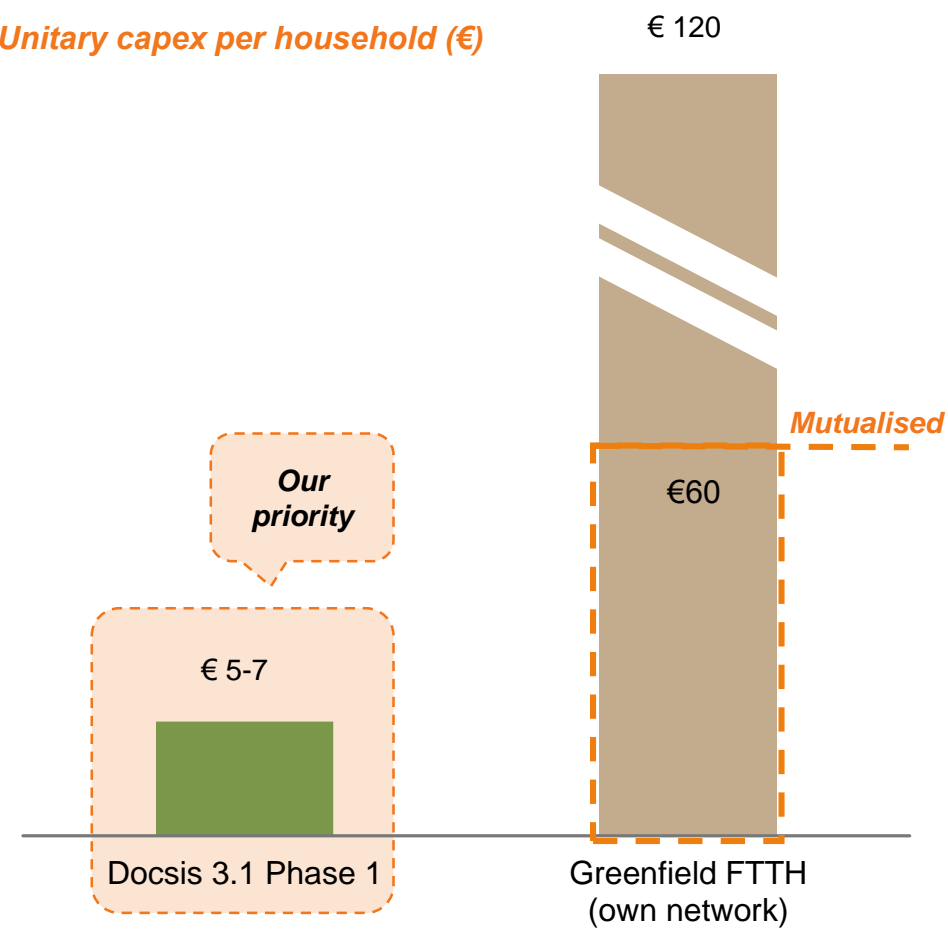
	Technologies	UIs - HH	Capex / opex
Current footprint	Docsis 3.1 Phase I	2,200,000	€10-15m
	Indirect FTTH access	On B2B demand	Low (mainly Opex)
New footprint	FTTH Infill expansion: (own network)	80,000	€10m
	New regions: Indirect FTTH access	150,000 (mutualised)	€10m
		350,000 (indirect access)	Low (mainly opex)
	Total expansion capex estimate		€20m ¹

Note:

1. Includes only network access capex

Comparison of economics

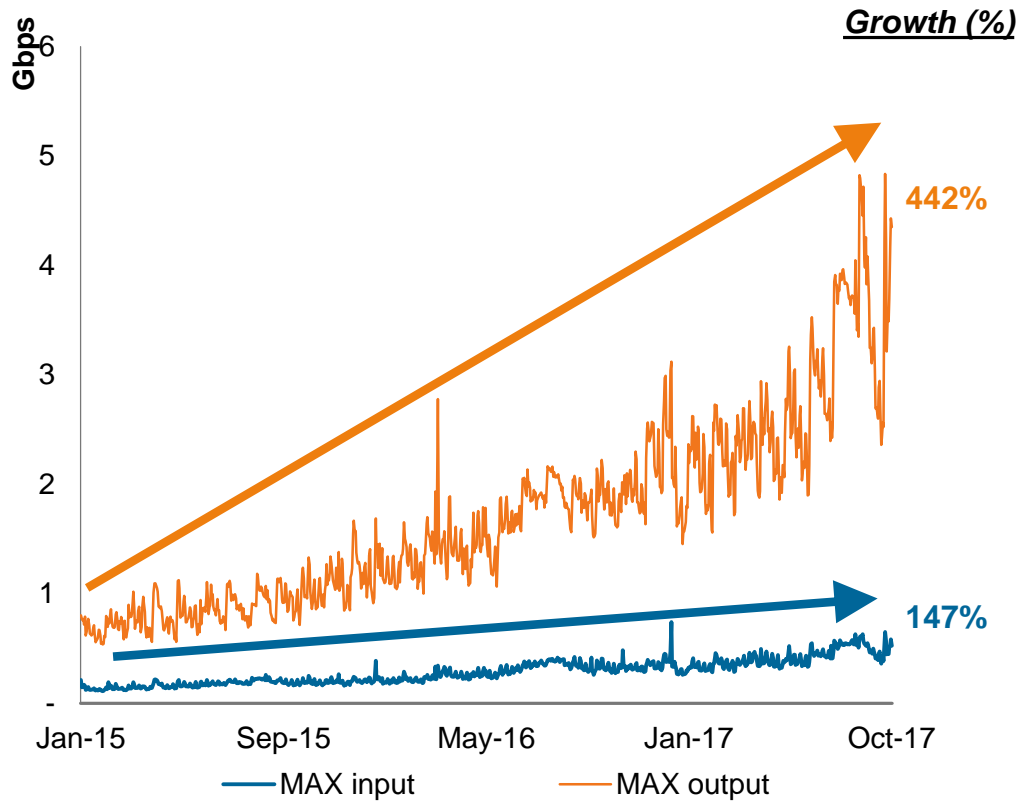
Unitary capex per household (€)



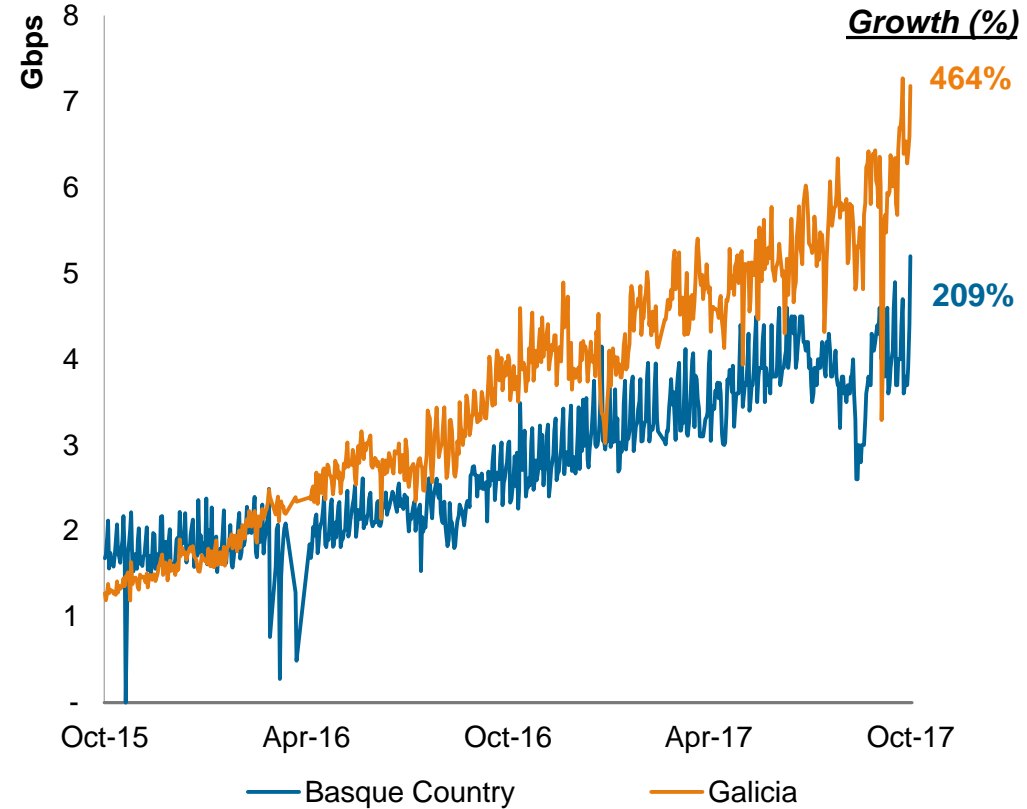
Superior experience in mobility with unrivalled on-street Wi-Fi intake



Mobile traffic evolution¹



Wi-Fi traffic evolution



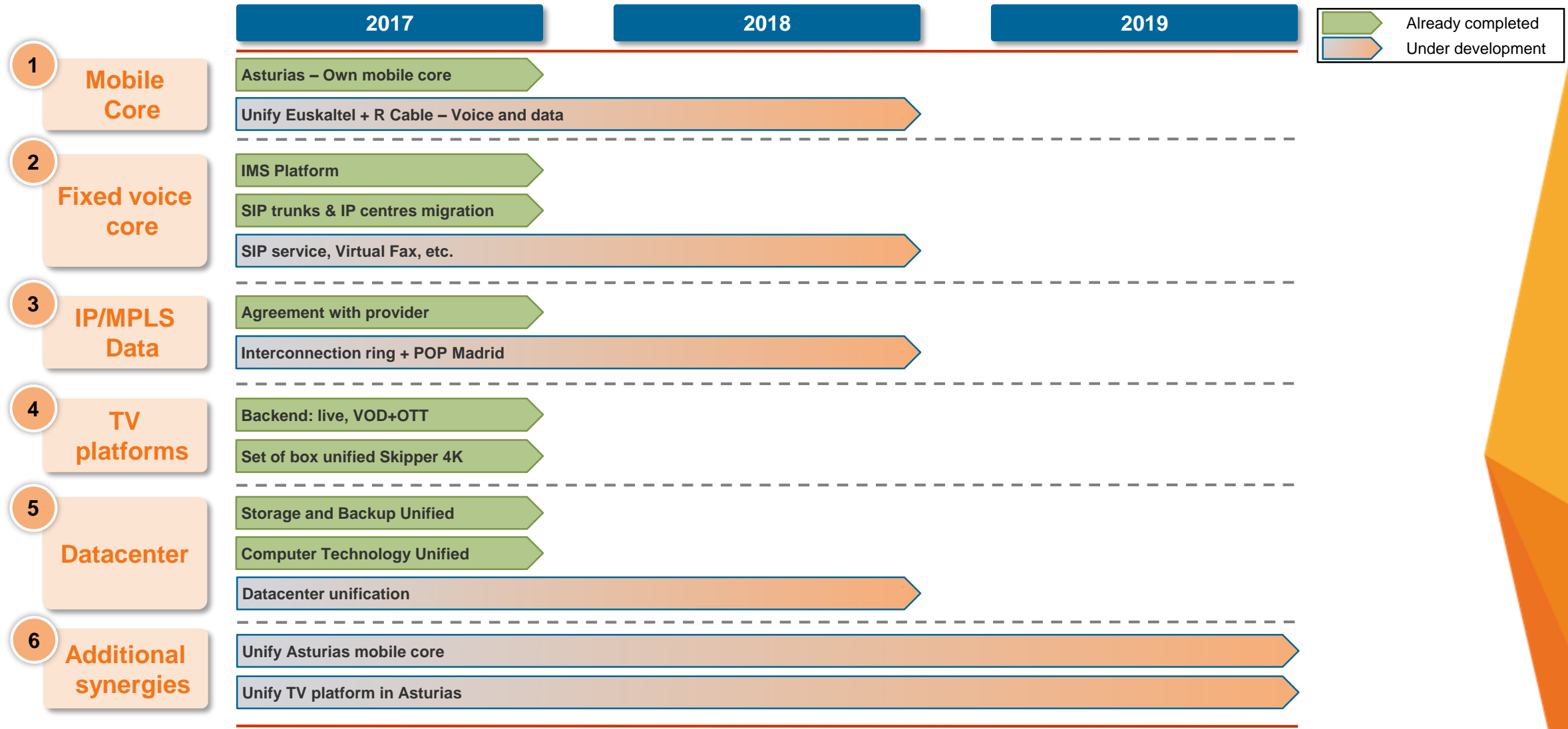
c.15% of total 4G traffic offloaded to our own 4G network
 c.50% of our mobile lines use our own 4G network

Wi-Fi everywhere as a loyalty element reducing churn

Source Company information

Note:
 1. Mobile traffic based on Euskaltel data consumption

4 Synergies execution on track



Already completed
 Under development

Synergies plan on track and according to expected calendar

Summary



1

Our network is fully prepared for the renewed challenges driven by market needs



2

Our approach to network expansion will be disciplined and focused on short pay-back periods (“smart capex”)



3

Our cable network will be totally upgraded to Docsis 3.1 by the end of 2018 and FTTH will be deployed on a targeted basis



4

Fully upgraded 4G / Wi-Fi network to provide superior experience on mobility



5

Visible synergies on track to be delivered





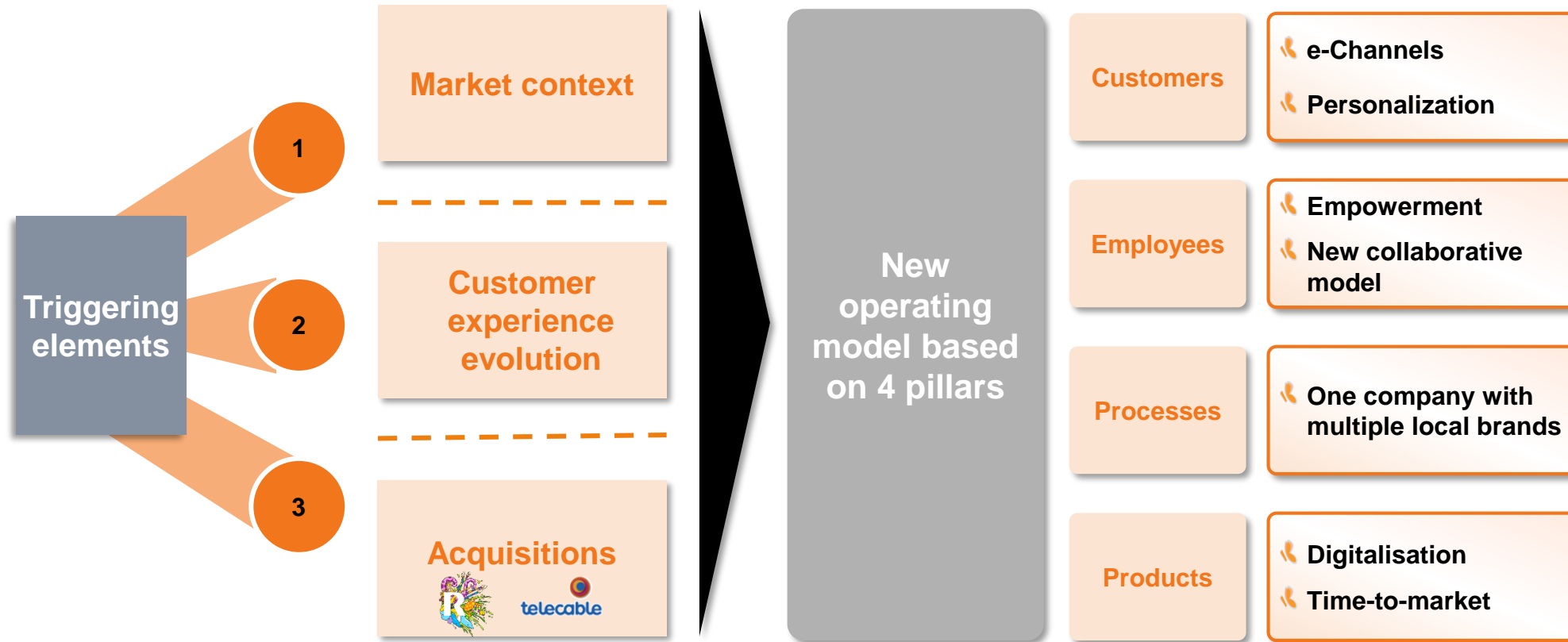
Systems and processes unification: one company, local brands

CIO

Jesús Pérez



Triggering elements and pillars

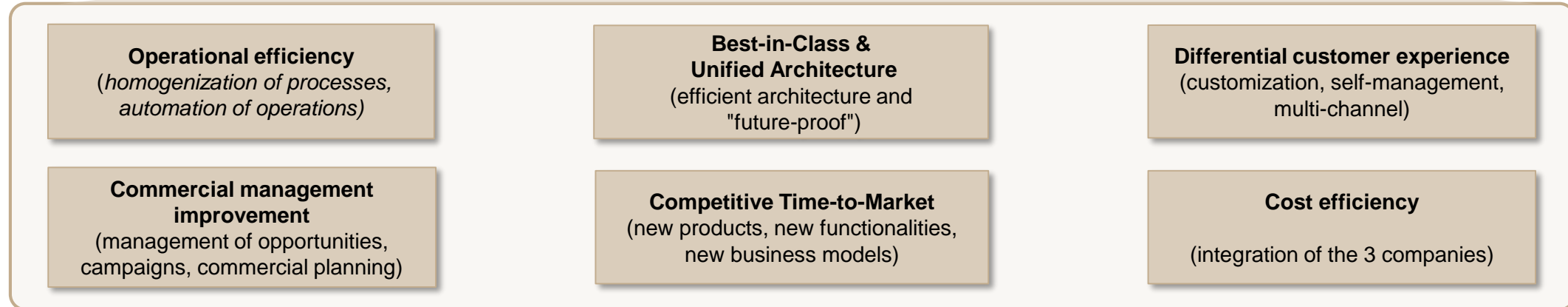
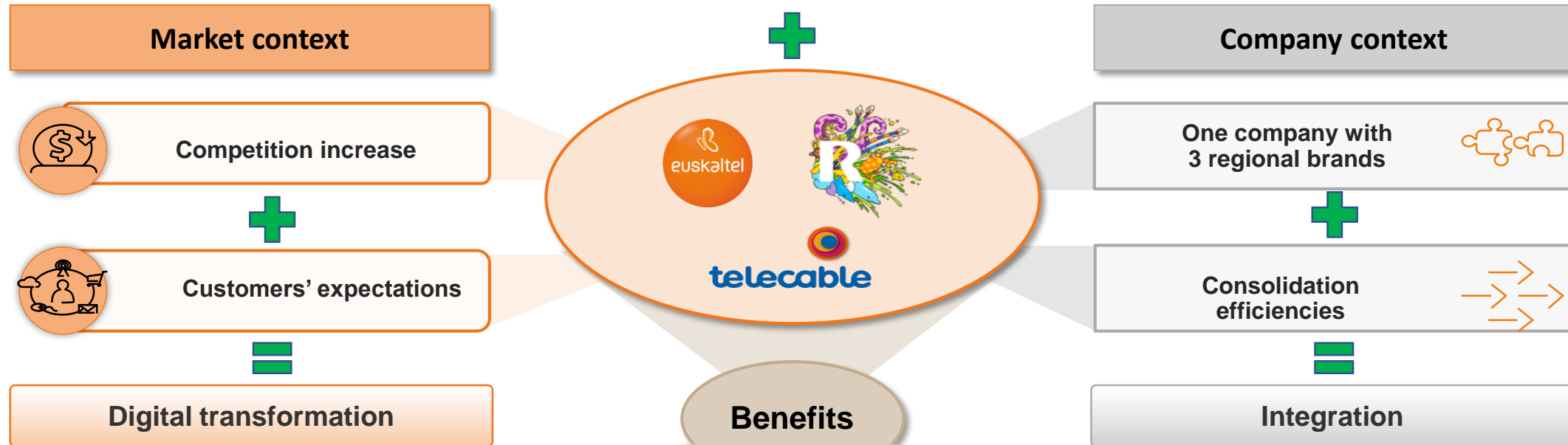


3 key elements triggering the need for the transformation to happen

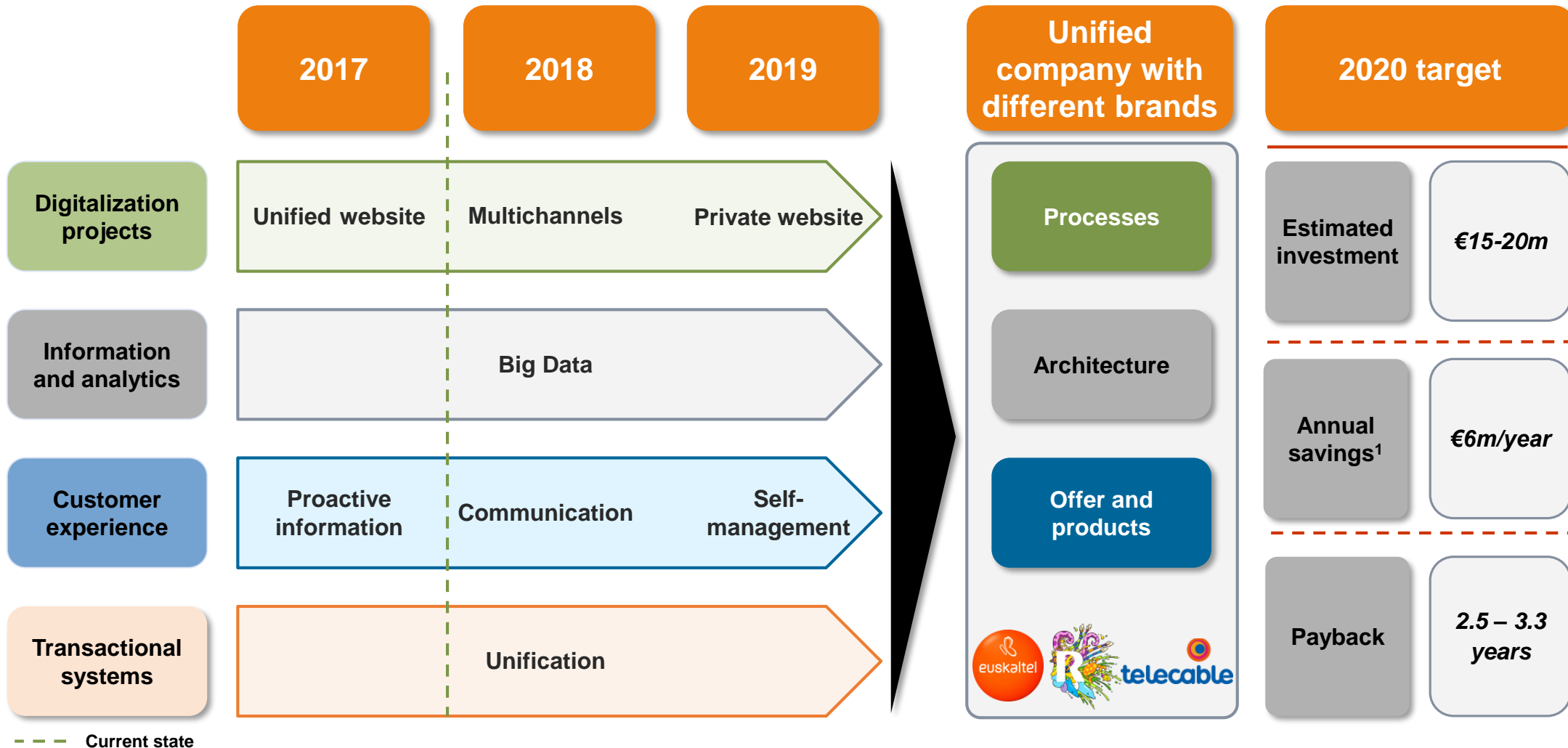
Important benefits expected from IT Systems and Digital Transformation



Why a digital transformation and IT systems integration?



2 year plan (2018-2019) to digitalise and integrate IT systems



The digital IT systems and processes transformation is key for the successful execution of the 2017 – 2019 Strategic Plan

Note:
1. IT savings from 2020 onwards

1 Unification: one company / three (or more) local brands



2 Common customer experience across regions and products



3 Digital future proof processes, architecture and client relationship



4 Tangible execution time-line with a defined set of objectives to be achieved by 2019



Growth through expansion

CEO

Francisco Arteché

Residential

Koldo Unanue



Maintain our leadership in residential through best customer experience

Network ready for future excellence

Back to growth in business

Systems and processes unification: one company, local brands

Growth through expansion

Expansion strategy



Market shares across all segments to be balanced



Pillars of the expansion strategy

1

Disciplined



2

Value-accretive



3

Fast time-to-market



4

Ability to leverage brand equity



5

Consistent with overall strategy

Expansion plan will add over 500,000 households

A two-fold approach

Two-fold strategy

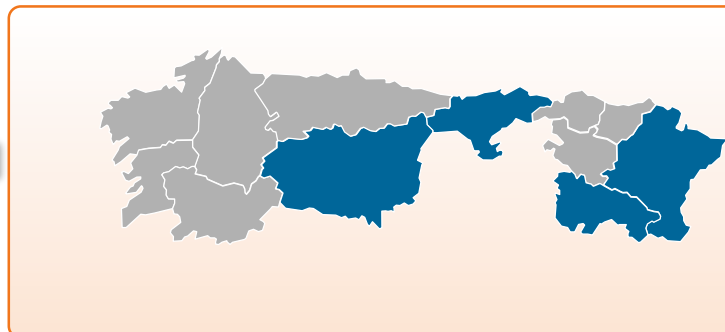
Infill projects



- 🔧 Agreement with Orange
- 🔧 Targeted deployment (FTTH – HFC)
- 🔧 Support from regional governments
- 🔧 Limited competition in targeted areas

80,000 residential premises
6,200 enterprises

New regions



- 🔧 Agreement with Orange (mutualised / indirect access model)
- 🔧 Fast time-to-market
- 🔧 Well-defined commercial plan

5 year roll out plan
Break-even in 2-3 years
Project IRR > 15%

Key details of the agreement with Orange

- ✓ Framework agreement with leading operator
- ✓ Flexible agreement in terms of:
 - 🔧 Economics: Indirect (opex) vs. co-investment (capex)
 - 🔧 Products and services
- ✓ Symmetric and up to 1 GB
- ✓ ICX services included
- ✓ No difference in customer experience

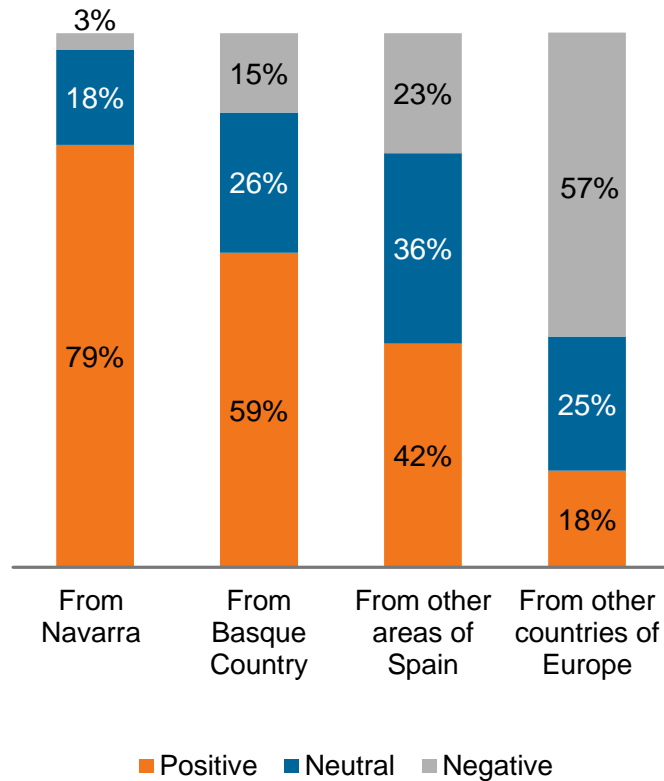


NAVARRA EXPANSION

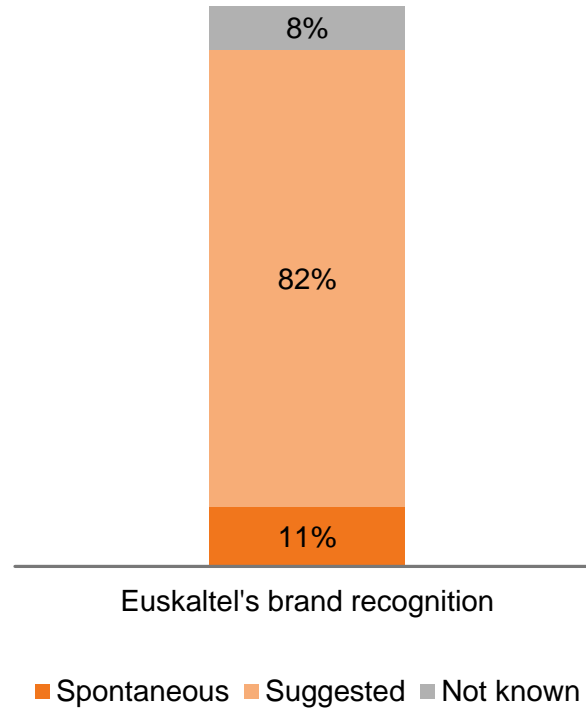


Why Navarra?

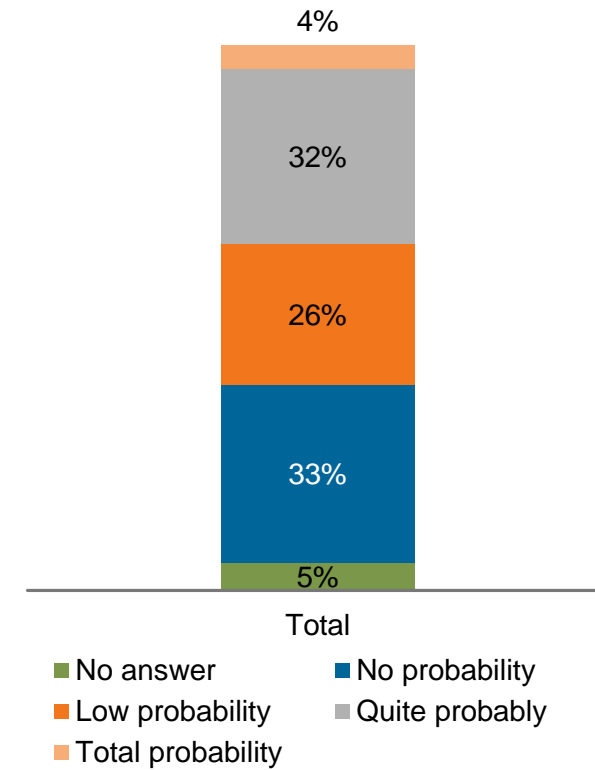
Attitude towards Basque Companies



Euskaltel brand awareness



Ready to purchase



Source Company information

Preliminary household delivery calendar

January 2018

December 2022

Households delivered
~ 78,500

Households delivered
~ 150,000

Key regions:

Pamplona
Ansoain

Key regions:

<i>Tudela</i>	<i>Altsasu / Etxarri-Aranatz</i>
<i>Estella / Lizarra</i>	<i>/ Huarte Burlada</i>
<i>Valle de Egüés</i>	<i>Zizur Mayor</i>

Objective: ~ 150,000 households delivered by Dec-22



Key marketing initiatives

Sale channels

- ✓ *Push & Pull*
- ✓ *Local salesforce*

Products

- ✓ *Euskaltel standard products*
- ✓ *Ad-hoc promotional campaigns*

Media agreements

- ✓ *Extend our Basque Country media agreements*
- ✓ *ATL & BTL campaigns*

Public relationship program

- ✓ *Public institutions*
- ✓ *Educational institutions*
- ✓ *Culture / sport*



● Store
 ● Shopping Gallery
 ● Pop Up Store

Key targets



2022E target	
Households delivered	~ 150,000
Clients	~ 30,000
Penetration	~ 20%
Investment	€10m (excluding SAC)
Payback	< 6 years
Target IRR	> 25%

1

Strong similarities between Navarra and Basque Country markets



2

Low capex requirements to launch Euskaltel brand in Navarra



3

Clear operational and commercial synergies with our ongoing business in the Basque Country



Financial performance and guidance

CFO

Jon Ander de las Fuentes



Strong operational and financial profile while doubling size

Statutory figures		IPO (Mar-15)	FY2015	FY2016	Current (LTM 3Q17)
KPIs	3P / 4P (%)	57.6%	63.3%	65.8%	67.6%
	Mobility (%) ¹	53.3%	71.7%	77.2%	76.1%
	ARPU (€) ²	€55.7	€56.0	€58.4	€59.6
Financial statements	EBITDA (€m)	€156m	€167m	€281m	€290m
	EBITDA Margin (%)	48.7%	47.8%	49.0%	49.5%
	OpCF (€m)	€113m	€114m	€185m	€192m
	OpCF margin (%)	35.1%	32.6%	32.2%	32.7%
	Net income ³ (€m)	€37m	€7m	€62m	€47m
	EPS ³ (€)	€0.29	€0.13	€0.72	€0.46
	Eq. CF per share ³ (€)	€0.69 ⁴	€0.23	€0.87	€0.76

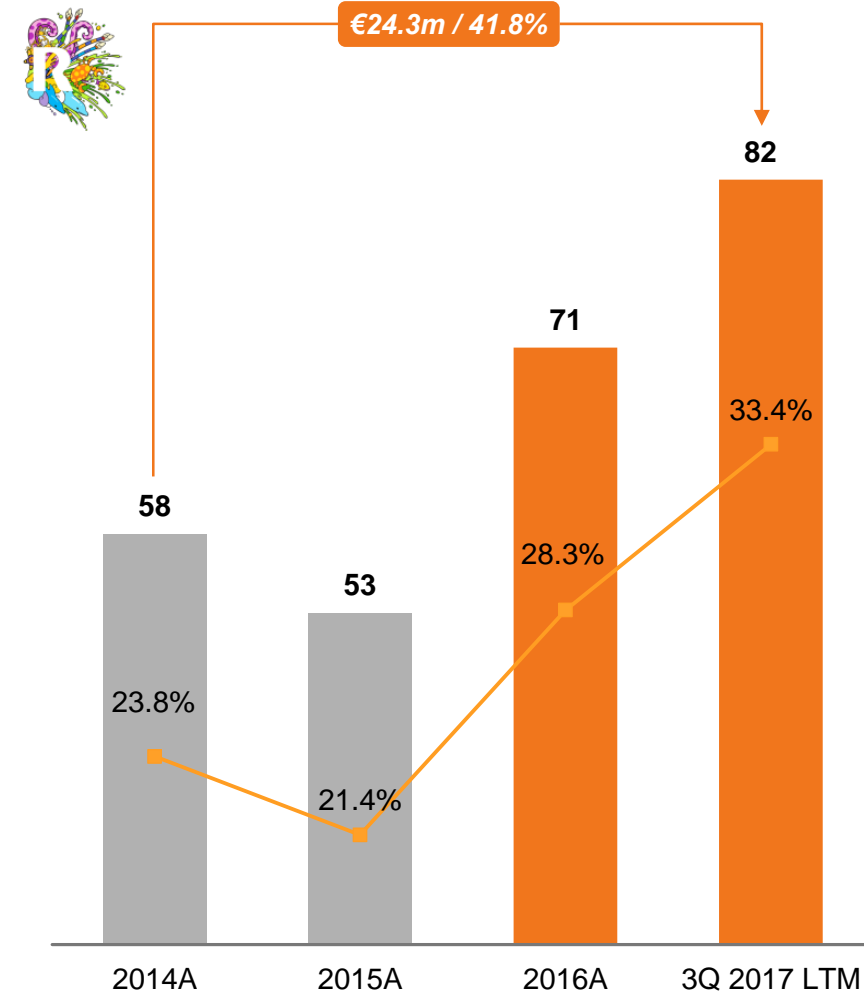
Notes:

1. Mobile penetration as a percentage of fixed-line customers
2. For the residential segment
3. Statutory figures including extraordinary and non-recurrent elements
4. EqCF per share at IPO calculated as of 31-Dec-2014

Value-accretive M&A delivered

	R cable	Telecable
Announcement date	Jul-15	May-17
EV/ EBITDA¹ <i>(post-synergies)</i>	9.2x	8.5x
Delta vs. market average²	0.4x below market average	1.3x below market average
Synergies a % of total opex and capex³	~5%	~4% Ongoing
Leverage PF transaction	~5.1x	~4.5x
EqCF Accretion <i>(fully phased synergies)</i>	>15%	>6-7%

R Cable OpCF (€m) and cash conversion (%)

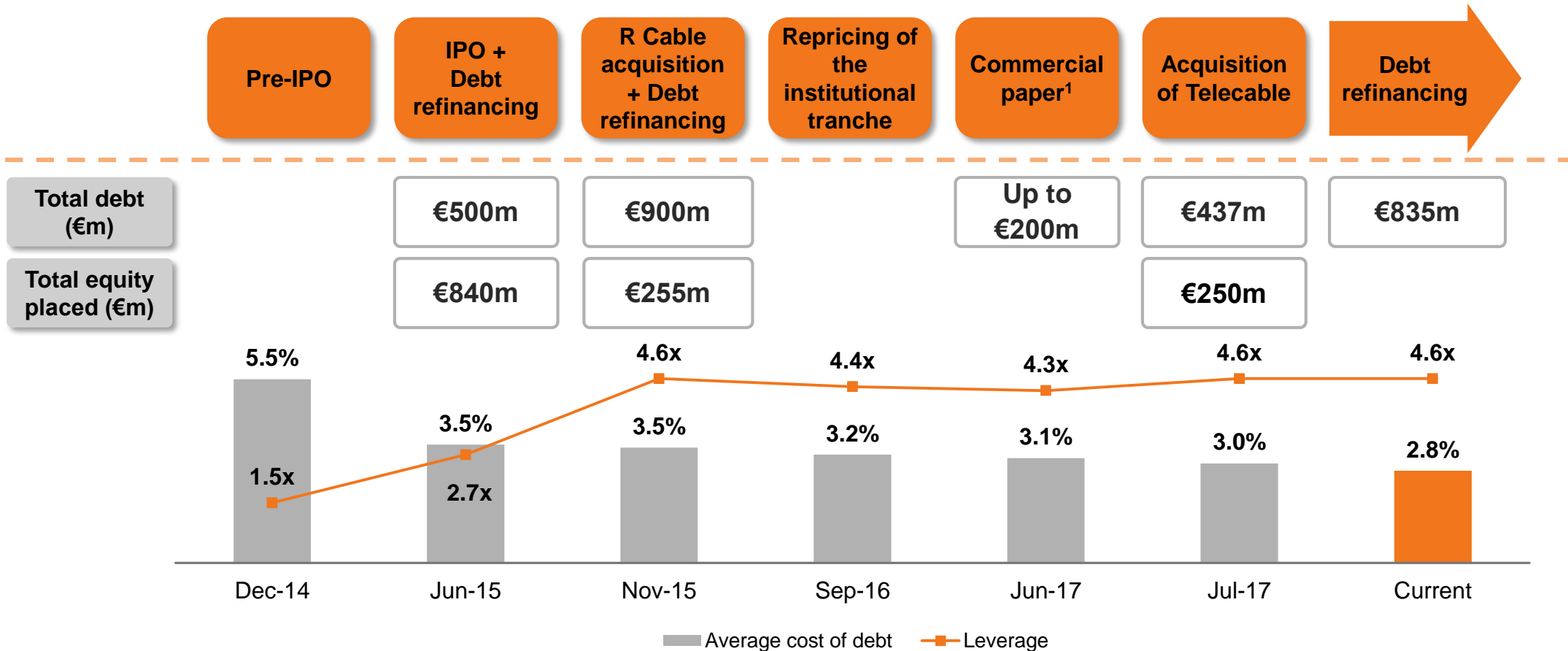


Source Company information, Factset

Note:

- EV/EBITDA calculated as EBITDA last financial year pro forma for fully phased opex synergies
- Delta versus market average based on Telenet, Com Hem, Telecolumbus and Liberty Global at the time of the transaction for R Cable (9.6x) and current market multiples for Telecable (9.8x)
- Based on synergies level announced at the time of the transaction and PF combined figures based on latest historical (Dec-14 for R Cable and Dec-16 for Telecable) excluding implementation costs

Strong support from debt and equity capital markets



S&P Global
Moody's



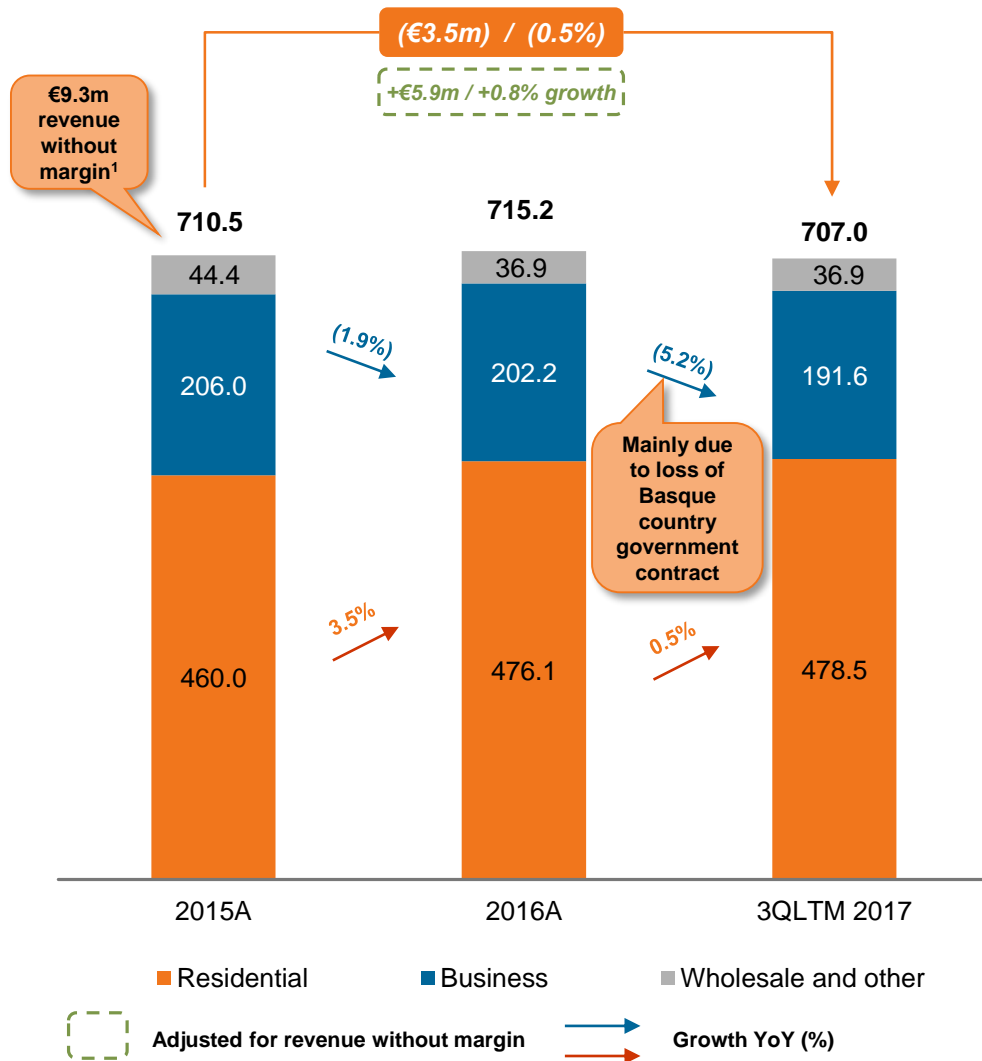
Source Company information

Note:

1. Commercial paper issued as of Mar-17

Proforma revenue and outlook

Proforma revenue evolution



Revenue outlook

✓ Stable - Low single digit revenue growth

Residential

- 🔥 Stable net subscriber evolution preserving current market share
- 🔥 Target churn below 14% amid implementation of specific measures in Galicia and Asturias
- 🔥 ARPU growth linked to attractive value proposals
 - 🔥 Increase 3P&4P penetration in existing customer base
 - 🔥 New services will include
 - 🔥 Increase mobile offering and penetration in Asturias
 - 🔥 Improved TV functionalities and 4K Deco
 - 🔥 New products penetration: Home connectivity, on-street Wi-Fi...
- 🔥 Revenue of new regions to amount for 5% of total revenue by 2022
 - 🔥 Around 10-15% subscriber penetration over targeted new regions

Business

- 🔥 SoHo will mirror similar trends than residential
- 🔥 Renewed commercial push in SMEs and LA targeting to drive superior growth rates than residential over the medium term
 - 🔥 Penetration of hybrid-cloud, security, big data and alliances
- 🔥 Targeted commercial offering in new expansion areas

Source Company information

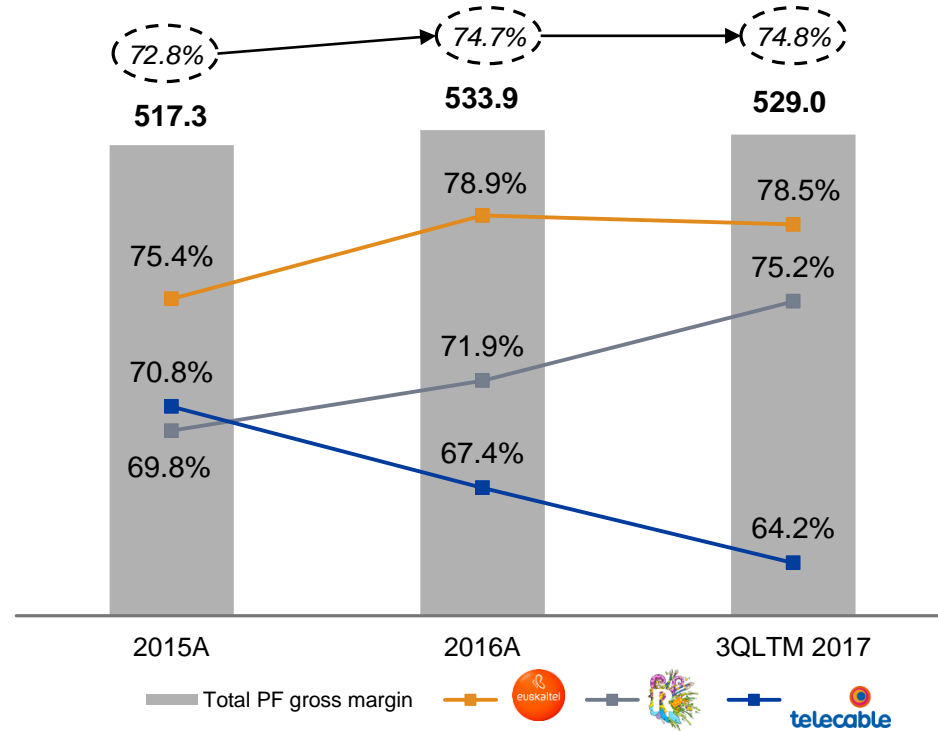
Note:

1. Change of accounting method in 2016: revenue without margin no longer accounted for (2015 revenue without margin included in €713m revenue at €9.3m)

Proforma Gross margin and EBITDA outlook

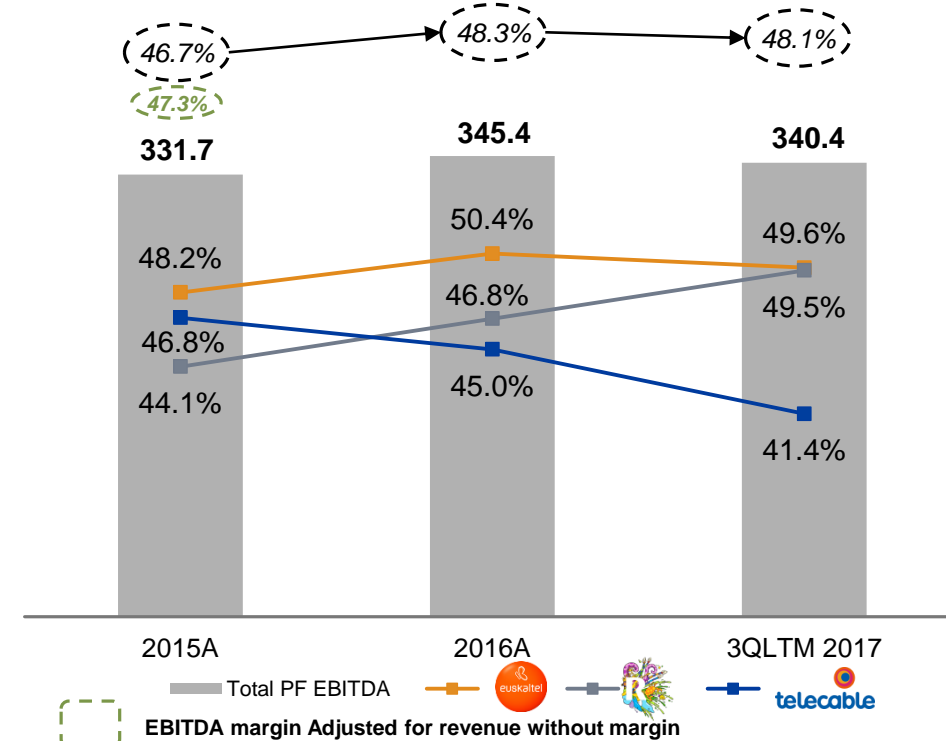
Proforma gross margin outlook (€m)

Gross margin as a % of sales (%)



Proforma EBITDA outlook (€m)

EBITDA margin (%)

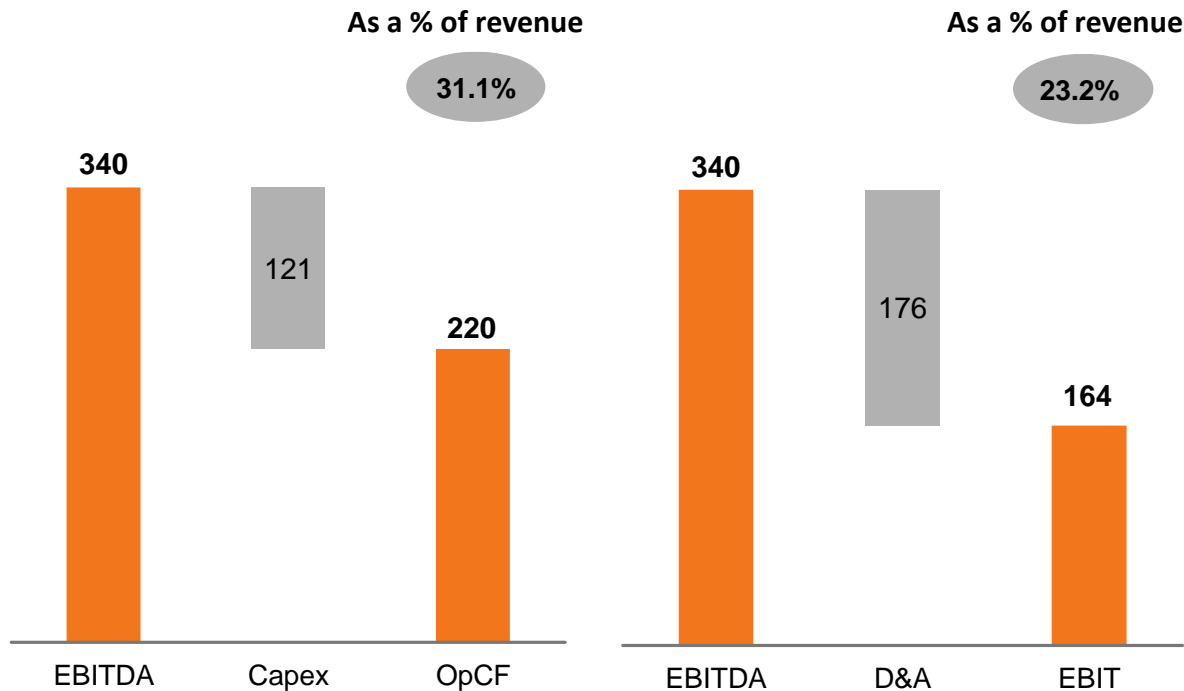


- ✓ Efficient management of Content and ITX costs driving gross margin over 75% in the medium term
- ✓ TV strategy focused on functionality and customer experience with disciplined approach to new content investment
- ✓ Sufficient data allowances under current host agreements to mitigate ITX costs growth

- ✓ Integration synergies and structure optimisation driving EBITDA margin c.50% in the medium term
- ✓ Renewed commercial effort in brand equity and expansion
- ✓ Unified organisation leading to leaner and more flexible operations
- ✓ Systems integration, network management and talent management driving structure optimisation

Cash flow and EBIT bridge

PF OpCF and EBIT bridge LTM 3Q 2017



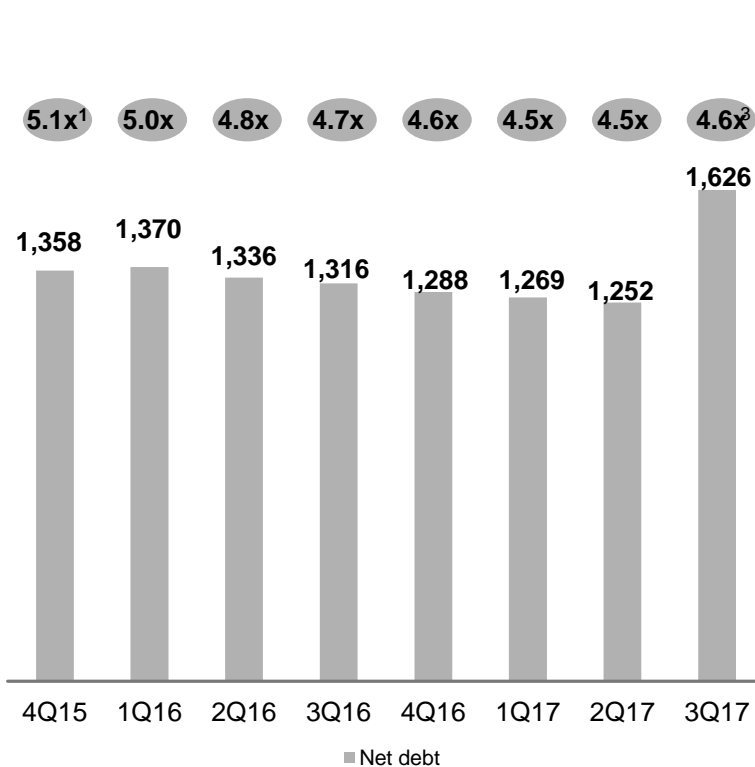
Outlook

✓ OpCF margin in 2018 – 2019 affected by extraordinary elements but expected to converge to 30% in the medium term

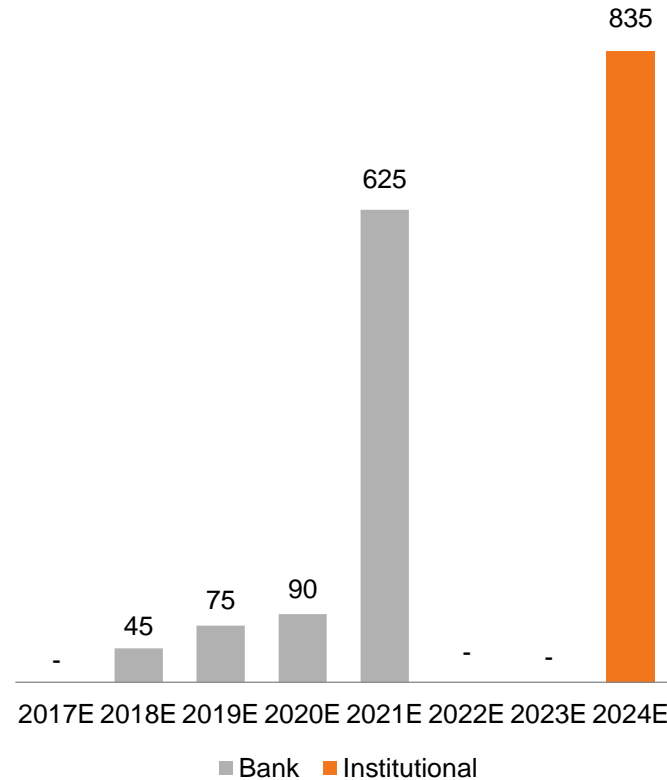
✓ D&A impacted by the PPA amortisation of Telecable

Capital structure and distribution policy

Our robust deleveraging capacity ...



... and the balanced maturity profile²...



... reinforces our announced financial and distribution policy

- ✓ **Target leverage < 4x by 2019E**
- ✓ **Maximize net income pay out**
- ✓ **Room to accelerate cash distribution to shareholders when leverage is reduced to 3-4x**

Source Company information

Note:

1. 2015 leverage based on adjusted 2015 annual EBITDA of Euskaltel (€158.1m) and R Cable (€108.6m) excluding potential synergies
2. Maturity profile displayed is post 3Q 2017, including the €835m refinancing announced on November 10th 2017
3. Leverage including fully phased synergies



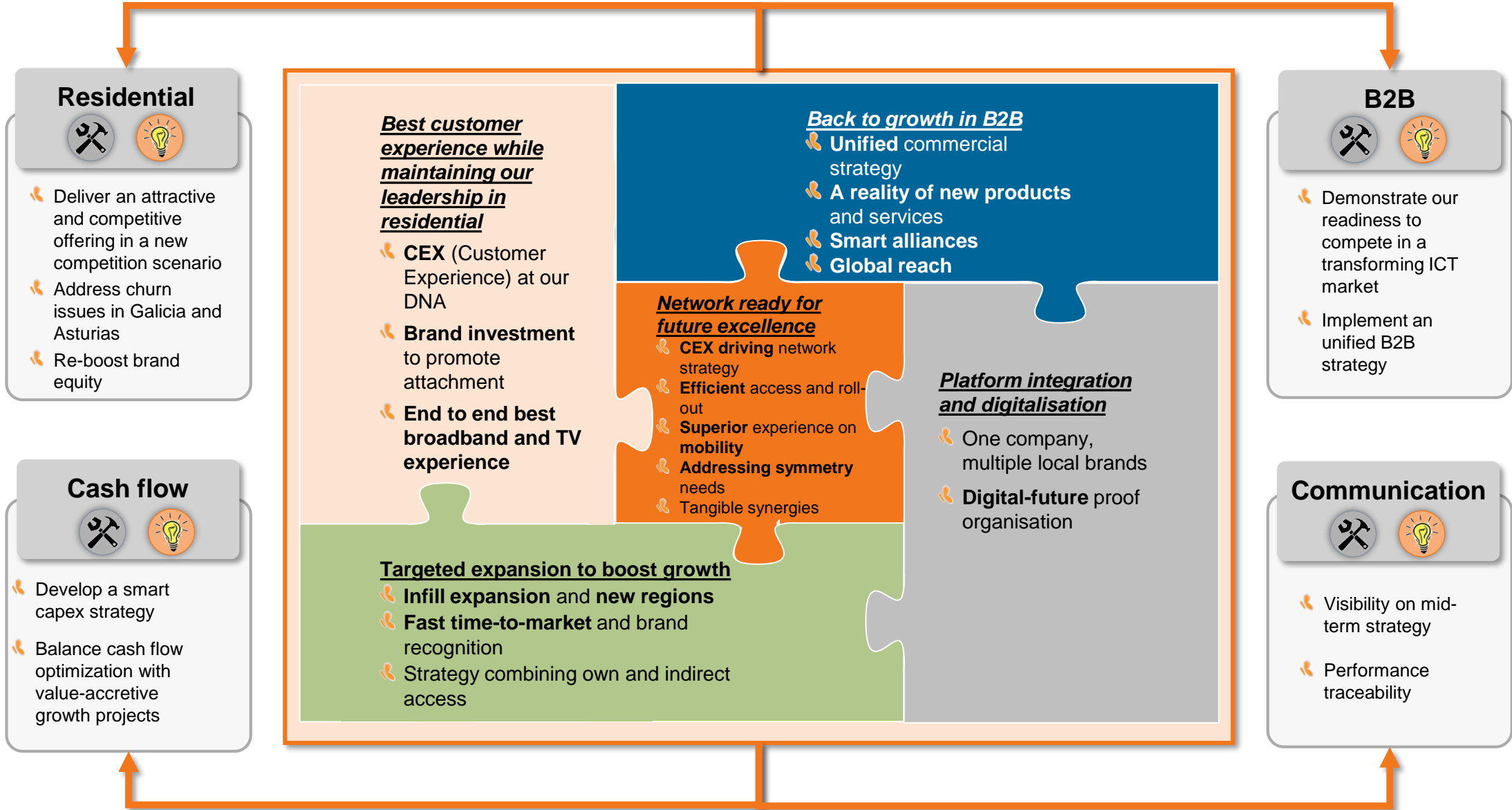
Closing remarks

CEO

Francisco Arteché



Closing remarks





Q & A



**Thank you for
your support**