



OBRASCÓN HUARTE LAIN, S.A. (“**OHL**” or the “**Company**”) pursuant to article 228 of the consolidated text of the Securities Market Act, hereby informs of the following:


SIGNIFICANT EVENT

In relation to the significant event published on 22 October 2012, concerning the notification of the liquidity contract subscribed with Santander Investment Bolsa, Sociedad de Valores, S.A. and in accordance to the previsions contained in rule fourth paragraph 2b) of Circular 3/2007, we attach the detail for the period: 04/19/2017 – 06/30/2017.

	Nº of shares	Value	Average price
Previous balance	144.912	83.009,07	
Bought	5.504.282	-19.865.400,40	3,61
Sold	-5.519.194	19.893.200,80	3,60
Final balance	130.000	110.809,47	


The details of these transactions are the following:

Madrid, on July 7, 2017.




OHL

Date	Bought/Sold	N° of shares	Total accumulated	Value	Average price
Previous			144.912	83.009,07	
04-19-17	Bought	142.538	287.450	-639.654,67	4,49
04-19-17	Sold	-142.538	144.912	639.698,71	4,49
04-20-17	Bought	195.961	340.873	-826.307,38	4,22
04-20-17	Sold	-205.961	134.912	863.356,38	4,19
04-21-17	Bought	110.766	245.678	-446.703,77	4,03
04-21-17	Sold	-125.766	119.912	507.908,63	4,04
04-24-17	Bought	215.685	335.597	-893.565,27	4,14
04-24-17	Sold	-210.685	124.912	873.043,67	4,14
04-25-17	Bought	142.432	267.344	-589.354,99	4,14
04-25-17	Sold	-142.432	124.912	589.350,71	4,14
04-26-17	Bought	153.818	278.730	-631.724,99	4,11
04-26-17	Sold	-143.818	134.912	590.947,73	4,11
04-27-17	Bought	83.337	218.249	-336.783,32	4,04
04-27-17	Sold	-73.337	144.912	296.367,58	4,04
04-28-17	Bought	133.781	278.693	-540.194,43	4,04
04-28-17	Sold	-133.781	144.912	540.506,68	4,04
05-02-17	Bought	73.437	218.349	-293.757,03	4,00
05-02-17	Sold	-73.437	144.912	293.871,89	4,00
05-03-17	Bought	82.249	227.161	-322.710,61	3,92
05-03-17	Sold	-82.249	144.912	322.342,06	3,92
05-04-17	Bought	157.546	302.458	-630.768,97	4,00
05-04-17	Sold	-162.546	139.912	650.868,64	4,00
05-05-17	Bought	70.717	210.629	-282.068,05	3,99
05-05-17	Sold	-70.717	139.912	281.815,80	3,99
05-08-17	Bought	74.004	213.916	-298.097,29	4,03
05-08-17	Sold	-74.004	139.912	298.041,56	4,03
05-09-17	Bought	124.500	264.412	-508.399,86	4,08
05-09-17	Sold	-124.500	139.912	508.402,22	4,08
05-10-17	Bought	200.000	339.912	-815.419,00	4,08
05-10-17	Sold	-204.302	135.610	833.237,33	4,08
05-11-17	Bought	142.459	278.069	-567.559,08	3,98
05-11-17	Sold	-128.157	149.912	510.450,36	3,98
05-12-17	Bought	80.700	230.612	-299.777,66	3,71
05-12-17	Sold	-80.700	149.912	299.818,42	3,72
05-15-17	Bought	113.957	263.869	-408.527,07	3,58
05-15-17	Sold	-113.957	149.912	408.287,42	3,58
05-16-17	Bought	126.451	276.363	-457.412,21	3,62
05-16-17	Sold	-121.986	154.377	441.148,22	3,62
05-17-17	Bought	110.661	265.038	-388.856,00	3,51
05-17-17	Sold	-110.661	154.377	388.849,47	3,51
05-18-17	Bought	110.000	264.377	-370.754,12	3,37
05-18-17	Sold	-110.000	154.377	370.687,79	3,37
05-19-17	Bought	128.000	282.377	-418.505,47	3,27



OHL

05-19-17	Sold	-128.000	154.377	418.505,22	3,27
05-22-17	Bought	93.566	247.943	-317.092,93	3,39
05-22-17	Sold	-103.566	144.377	350.013,10	3,38
05-23-17	Bought	90.000	234.377	-321.218,01	3,57
05-23-17	Sold	-90.000	144.377	321.179,58	3,57
05-24-17	Bought	93.000	237.377	-330.831,69	3,56
05-24-17	Sold	-93.000	144.377	330.797,75	3,56
05-25-17	Bought	151.000	295.377	-541.654,06	3,59
05-25-17	Sold	-141.000	154.377	504.625,61	3,58
05-26-17	Bought	80.798	235.175	-281.129,21	3,48
05-26-17	Sold	-83.267	151.908	289.674,49	3,48
05-29-17	Bought	73.170	225.078	-259.387,94	3,55
05-29-17	Sold	-88.170	136.908	312.183,34	3,54
05-30-17	Bought	87.607	224.515	-304.790,45	3,48
05-30-17	Sold	-72.607	151.908	251.848,42	3,47
05-31-17	Bought	101.100	253.008	-338.151,09	3,34
05-31-17	Sold	-101.100	151.908	338.146,95	3,34
06-01-17	Bought	125.764	277.672	-410.178,28	3,26
06-01-17	Sold	-125.764	151.908	410.289,96	3,26
06-02-17	Bought	117.319	269.227	-382.641,78	3,26
06-02-17	Sold	-117.319	151.908	382.858,24	3,26
06-05-17	Bought	106.727	258.635	-353.650,59	3,31
06-05-17	Sold	-106.727	151.908	353.875,57	3,32
06-06-17	Bought	113.457	265.365	-354.608,15	3,13
06-06-17	Sold	-112.226	153.139	350.663,72	3,12
06-07-17	Bought	91.827	244.966	-284.585,10	3,10
06-07-17	Sold	-91.827	153.139	284.701,99	3,10
06-08-17	Bought	66.665	219.804	-178.869,86	2,68
06-08-17	Sold	-60.978	158.826	162.701,13	2,67
06-09-17	Bought	76.835	235.661	-211.475,43	2,75
06-09-17	Sold	-86.835	148.826	238.480,34	2,75
06-12-17	Bought	83.000	231.826	-235.258,11	2,83
06-12-17	Sold	-90.000	141.826	254.494,17	2,83
06-13-17	Bought	83.090	224.916	-235.379,84	2,83
06-13-17	Sold	-83.090	141.826	235.022,31	2,83
06-14-17	Bought	101.333	243.159	-292.525,98	2,89
06-14-17	Sold	-101.333	141.826	292.553,64	2,89
06-15-17	Bought	191.624	333.450	-626.329,56	3,27
06-15-17	Sold	-202.311	131.139	660.493,62	3,26
06-16-17	Bought	105.500	236.639	-348.914,66	3,31
06-16-17	Sold	-100.000	136.639	331.272,30	3,31
06-19-17	Bought	67.760	204.399	-218.937,71	3,23
06-19-17	Sold	-67.760	136.639	219.019,16	3,23
06-20-17	Bought	71.660	208.299	-230.239,64	3,21
06-20-17	Sold	-71.660	136.639	230.314,81	3,21
06-21-17	Bought	67.485	204.124	-214.221,28	3,17
06-21-17	Sold	-82.985	121.139	264.684,81	3,19



OHL

06-22-17	Bought	75.318	196.457	-253.103,88	3,36
06-22-17	Sold	-65.318	131.139	220.010,23	3,37
06-23-17	Bought	94.467	225.606	-319.896,53	3,39
06-23-17	Sold	-104.467	121.139	353.707,71	3,39
06-26-17	Bought	104.388	225.527	-353.591,59	3,39
06-26-17	Sold	-91.527	134.000	310.113,98	3,39
06-27-17	Bought	70.513	204.513	-226.664,74	3,21
06-27-17	Sold	-70.513	134.000	226.624,34	3,21
06-28-17	Bought	58.199	192.199	-185.979,04	3,20
06-28-17	Sold	-62.199	130.000	198.557,87	3,19
06-29-17	Bought	51.611	181.611	-169.371,04	3,28
06-29-17	Sold	-51.611	130.000	169.235,15	3,28
06-30-17	Bought	36.500	166.500	-117.820,98	3,23
06-30-17	Sold	-36.500	130.000	117.550,04	3,22

	N° of shares	Value	Average price
Previous	144.912	83.009,07	
Bought	5.504.282	-19.865.400,40	3,61
Sold	-5.519.194	19.893.200,80	3,60
Actual	130.000	110.809,47	