

CAPITAL MARKETS & ESG DAY

9 November 2022



DISCLAIMER

- This document has been prepared by Iberdrola, S.A. exclusively for use during the presentation “Capital Markets & ESG Day” on November 9, 2022. As a consequence thereof, this document may not be disclosed or published, nor used by any other person or entity, for any other reason without the express and prior written consent of Iberdrola, S.A.
- Iberdrola, S.A. does not assume liability for this document if it is used with a purpose other than the above.
- The information and any opinions or statements made in this document have not been verified by independent third parties; therefore, no express or implied warranty is made as to the impartiality, accuracy, completeness or correctness of the information or the opinions or statements expressed herein.
- Neither Iberdrola, S.A. nor its subsidiaries or other companies of the Iberdrola group or its affiliates assume liability of any kind, whether for negligence or any other reason, for any damage or loss arising from any use of this document or its contents.
- Neither this document nor any part of it constitutes a contract, nor may it be used for incorporation into or construction of any contract or agreement.
- Information in this document about the price at which securities issued by Iberdrola, S.A. have been bought or sold in the past or about the yield on securities issued by Iberdrola, S.A. cannot be relied upon as a guide to future performance.

IMPORTANT INFORMATION

- This document does not constitute an offer or invitation to purchase or subscribe shares, in accordance with the provisions of (i) the restated text of the Securities Market Law approved by Royal Legislative Decree 4/2015, of 23 October; (ii) Regulation (EU) 2017/1129 of the European Parliament and of the Council, of 14 June 2017, on the prospectus to be published when securities are offered to the public or admitted to trading on a regulated market, and repealing Directive 2003/71/EC; (iii) Royal Decree-Law 5/2005, of 11 March; (iv) Royal Decree 1310/2005, of 4 November; and (v) their implementing regulations.
- In addition, this document does not constitute an offer of purchase, sale or exchange, nor a request for an offer of purchase, sale or exchange of securities, nor a request for any vote or approval in any other jurisdiction.
- The shares of Iberdrola, S.A. may not be offered or sold in the United States of America except pursuant to an effective registration statement under the Securities Act of 1933 or pursuant to a valid exemption from registration. The shares of Iberdrola, S.A. may not be offered or sold in Brazil except under the registration of Iberdrola, S.A. as a foreign issuer of listed securities, and a registration of a public offering of depositary receipts of its shares, pursuant to the Capital Markets Act of 1976 (Federal Law No. 6,385 of December 7, 1976, as further amended), or pursuant to a valid exemption from registration of the offering.

- This document and the information presented herein was prepared by Iberdrola, S.A. solely with respect to the presentation “Capital Markets & ESG Day” on November 9, 2022. The financial information contained in this document has been prepared and is presented in accordance with the International Financial Reporting Standards (“IFRS”).
- In addition to the financial information prepared under IFRS, this presentation includes certain alternative performance measures (“APMs”), for the purposes of Commission Delegated Regulation (EU) 2019/979, of March 14, 2019 and as defined in the Guidelines on Alternative Performance Measures issued by the European Securities and Markets Authority on 5 October 2015 (ESMA/2015/1415es). The APMs are performance measures that have been calculated using the financial information from Iberdrola, S.A. and the companies within its group, but that are not defined or detailed in the applicable financial information framework. These APMs are being used to allow for a better understanding of the financial performance of Iberdrola, S.A. but should be considered only as additional information and in no case as a substitute of the financial information prepared under IFRS. Moreover, the way Iberdrola, S.A. defines and calculates these APMs may differ from the way these are calculated by other companies that use similar measures, and therefore they may not be comparable. Finally, please consider that certain of the APMs used in this presentation have not been audited. Please refer to this presentation and to the corporate website (www.iberdrola.com) for further details of these matters, including their definition or a reconciliation between any applicable management indicators and the financial data presented in the consolidated financial statements prepared under IFRS.
- This document does not contain, and the information presented herein does not constitute, an earnings release or statement of earnings of Avangrid, Inc. (“Avangrid”) or Avangrid’s financial results. Neither Avangrid nor its subsidiaries assume responsibility for the information presented herein, which was not prepared and is not presented in accordance with United States Generally Accepted Accounting Principles (“U.S. GAAP”), which differs from IFRS in a number of significant respects. IFRS financial results are not indicative of U.S. GAAP financial results and should not be used as an alternative to, or a basis for anticipating or estimating, Avangrid’s financial results. For financial information regarding Avangrid, please visit its investor relations website at www.avangrid.com and the Securities and Exchange Commission (“SEC”) website at www.sec.gov.
- This document does not contain, and the information presented herein does not constitute, an earnings release or statement of earnings of Neoenergia S.A. (“Neoenergia”) or Neoenergia’s financial results. Neither Neoenergia nor its subsidiaries assume responsibility for the information presented herein. For financial and ESG information regarding Neoenergia, please see the Neoenergia’s investor relations website at www.ri.neoenergia.com and the Brazilian Comissão de Valores Mobiliários (“CVM”) website at www.cvm.gov.br.

FORWARD-LOOKING STATEMENTS

- This communication contains forward-looking information and statements about Iberdrola, S.A., including financial projections and estimates and their underlying assumptions, statements regarding plans, objectives and expectations with respect to future operations, capital expenditures, synergies, products and services, and statements regarding future performance. Forward-looking statements are statements that are not historical facts and are generally identified by the words “expects,” “anticipates,” “believes,” “intends,” “estimates” and similar expressions.
- Although Iberdrola, S.A. believes that the expectations reflected in such forward-looking statements are reasonable, investors and holders of Iberdrola, S.A. shares are cautioned that forward-looking information and statements are subject to various risks and uncertainties, many of which are difficult to predict and generally beyond the control of Iberdrola, S.A., that could cause actual results and developments to differ materially from those expressed in, or implied or projected by, the forward-looking information and statements. These risks and uncertainties include those discussed or identified in the documents sent by Iberdrola, S.A. to the Spanish Comisión Nacional del Mercado de Valores, which are accessible to the public.
- Forward-looking statements are not guarantees of future performance. They have not been reviewed by the auditors of Iberdrola, S.A. You are cautioned not to place undue reliance on the forward-looking statements, which speak only as of the date they were made. All subsequent oral or written forward-looking statements attributable to Iberdrola, S.A. or any of its members, directors, officers, employees or any persons acting on its behalf are expressly qualified in their entirety by the cautionary statement above. All forward-looking statements included herein are based on information available to Iberdrola, S.A. on the date hereof. Except as required by applicable law, Iberdrola, S.A. does not undertake any obligation to publicly update or revise any forward-looking statements, whether as a result of new information, future events or otherwise.
- This document also contains pro forma statements, estimates, projections and other forward looking statements as to the financial and operational data of the Iberdrola group on a combined basis, including the impact of anticipated investments and capital expenditures, Avangrid’s pending acquisition of PNM Resources Inc., as well as other potential unidentified acquisitions and transactions. In addition to the other statements made herein by way of disclaimer as to any estimates, projections and forward-looking statements, including as to the sources and exercises whereupon they are based, the reader is informed that Iberdrola, S.A. has not used or relied on any non-publicly disclosed information received by Iberdrola, S.A. or Avangrid from PNM Resources Inc. and the reader is further reminded that the merger and acquisition of PNM Resources Inc. by Avangrid is subject to regulatory approval from the New Mexico Public Regulation Commission and other customary conditions and there is no certainty that the merger will be consummated in its established terms and foreseen timetable or that it will be consummated at all.

Strategic Vision
Ignacio S. Galán
Executive Chairman

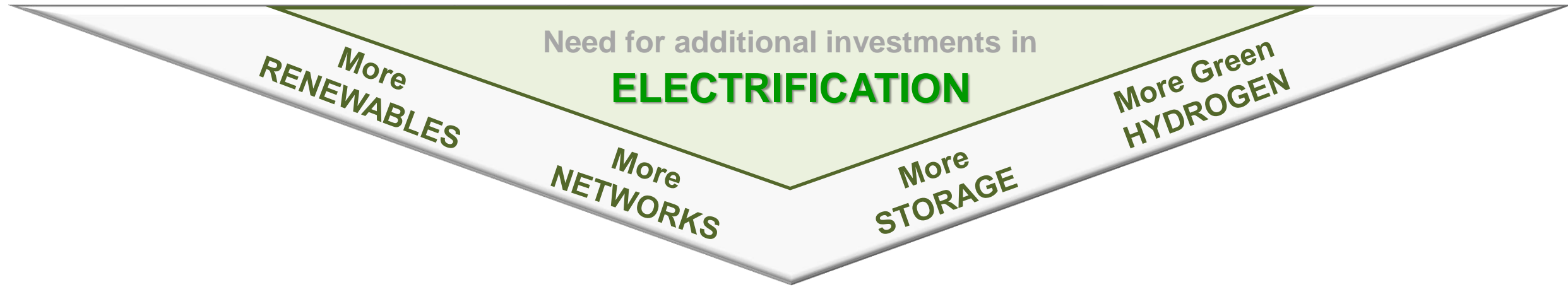


Strategic Pillars



THE CURRENT CRISIS REAFFIRMS OUR LONG-TERM PROPOSITION...

- 75% of final demand still from fossil fuels
- Power demand could double by 2040
- Electrification of all sectors (transport, green H2)
- Renewable energy needs could multiply by 5-6x by 2040
- Annual network investments to multiply by 2-3.5x by 2040



SELF-SUFFICIENCY







NET ZERO

INDUSTRIAL DEVELOPMENT

AFFORDABILITY & COMPETITIVENESS

...AND WILL DRIVE AN ACCELERATION OF INVESTMENTS IN THE ENERGY TRANSITION

INCREASING OUR RESULTS AND FINANCIAL STRENGTH TO 2025...

-  Inflation
-  Interest rates
-  Economic growth
-  Commodity prices
-  Exchange rates
-  Regulation

Growth based on Networks...

- *Predictable frameworks with incentives to investment*
- *Protection vs macro uncertainties*

... and selective investment in Renewables

- *Secured projects with the best risk/reward profile*
- *Pipeline providing future growth and optionality*

Focus on high-rating attractive markets

- *Ambitious electrification targets*
- *Regulatory stability*

Full commitment to financial strength

ESG as the foundation of our model

- *Key strategic priority*

By 2025...

- **INCREASING PREVIOUS OUTLOOK FOR EBITDA AND NET PROFIT**
- **IMPROVING FINANCIAL SOLIDITY**

By 2030...

- **MAINTAINING LONG-TERM GROWTH PROSPECTS**

...AND MAINTAINING OUR OUTLOOK FOR 2030...

...BASED ON OUR MODEL AND OUR PERFORMANCE OVER THE LAST YEARS



Track record of delivery

Skills and technology

Geographical footprint

Pipeline of projects

Full access to financial markets

Social dividend

DRIVING A SECURE, CLEAN AND COMPETITIVE ENERGY SYSTEM FOR ALL...

Coherent energy policy and regulation...

...incentivizing investments

Maintaining predictable frameworks for regulated activities...

...creating incentives for the investments required

A clear market design ...

...to provide long-term investment signals

More agile administrative procedures...

*...avoiding bottlenecks
in Renewables and Networks investments*

A rational design of taxation & subsidies...

*...based on “polluter pays” and promoting investment,
especially in key technologies*

...THROUGH CLEAR AND STABLE FRAMEWORKS

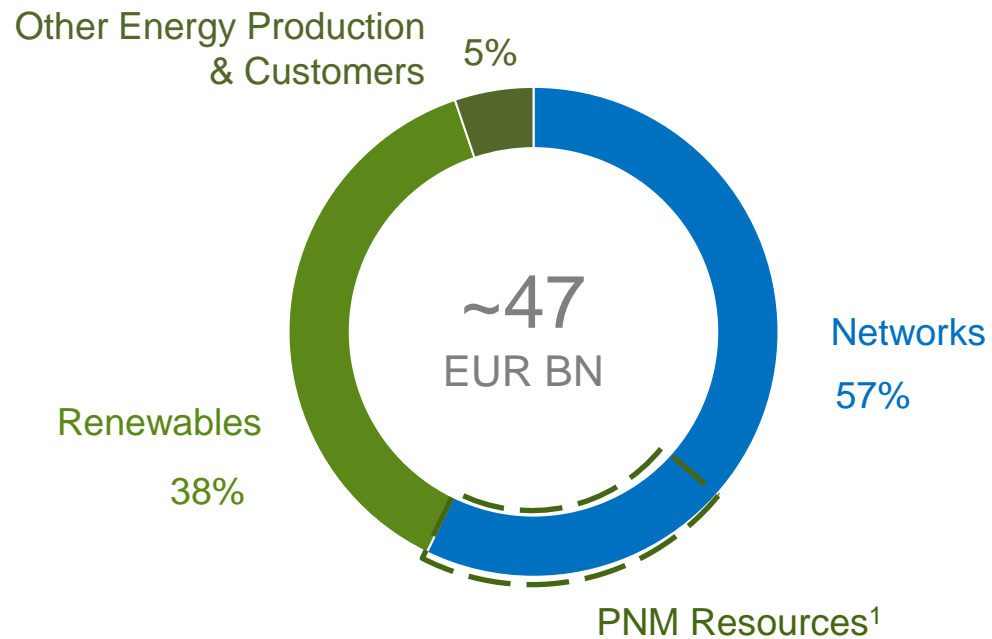
Outlook 2023-2025¹



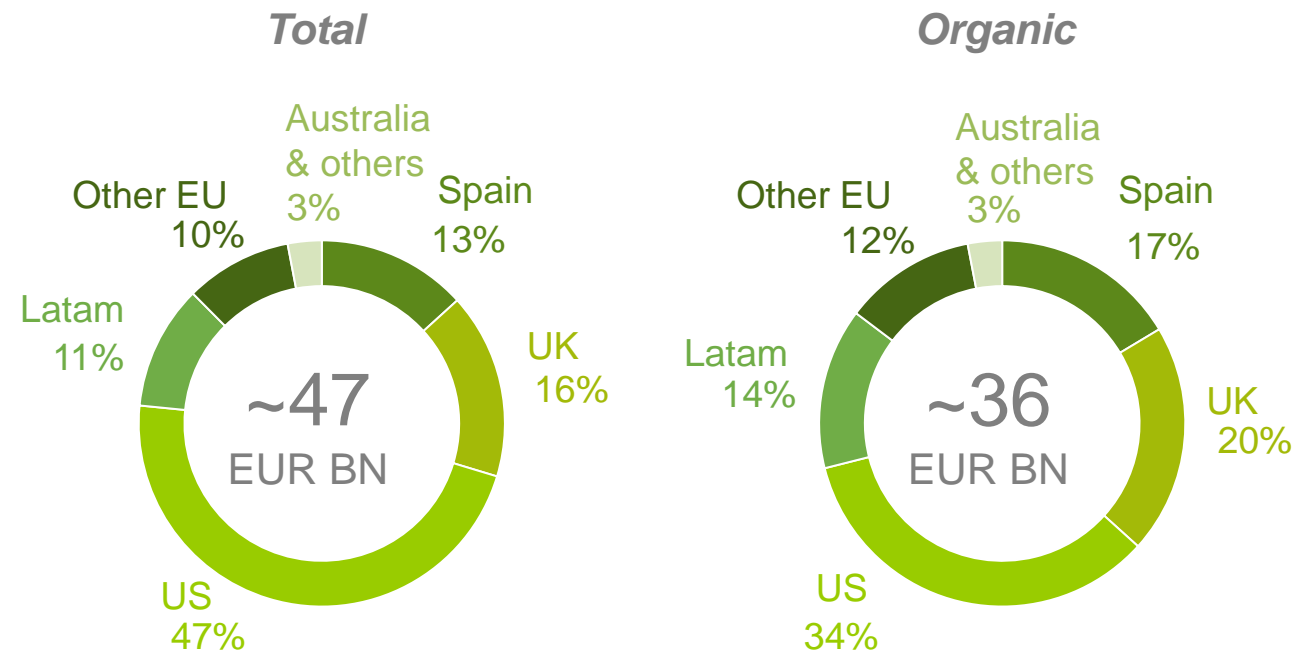
¹ Includes Iberdrola estimates of PNM Resources

TOTAL INVESTMENTS OF EUR ~47 BN IN 2023-2025E INCLUDING EUR 11 BN FOR PNM¹, WITH 57% ALLOCATED TO NETWORKS

2023-2025E INVESTMENTS BY BUSINESS



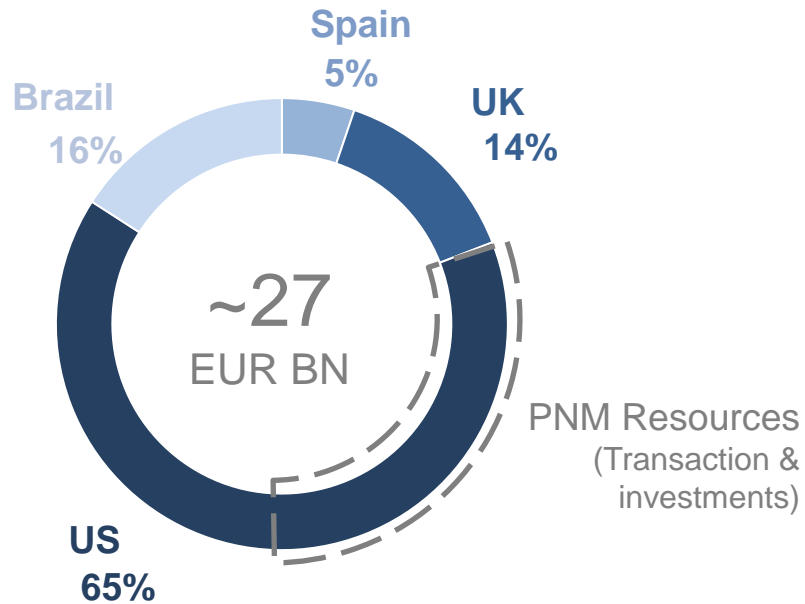
2023-2025E INVESTMENTS BY GEOGRAPHY



...84% OF INVESTMENT ALLOCATED TO GROWTH WITH MORE THAN 80% ALLOCATED TO A-RATED COUNTRIES

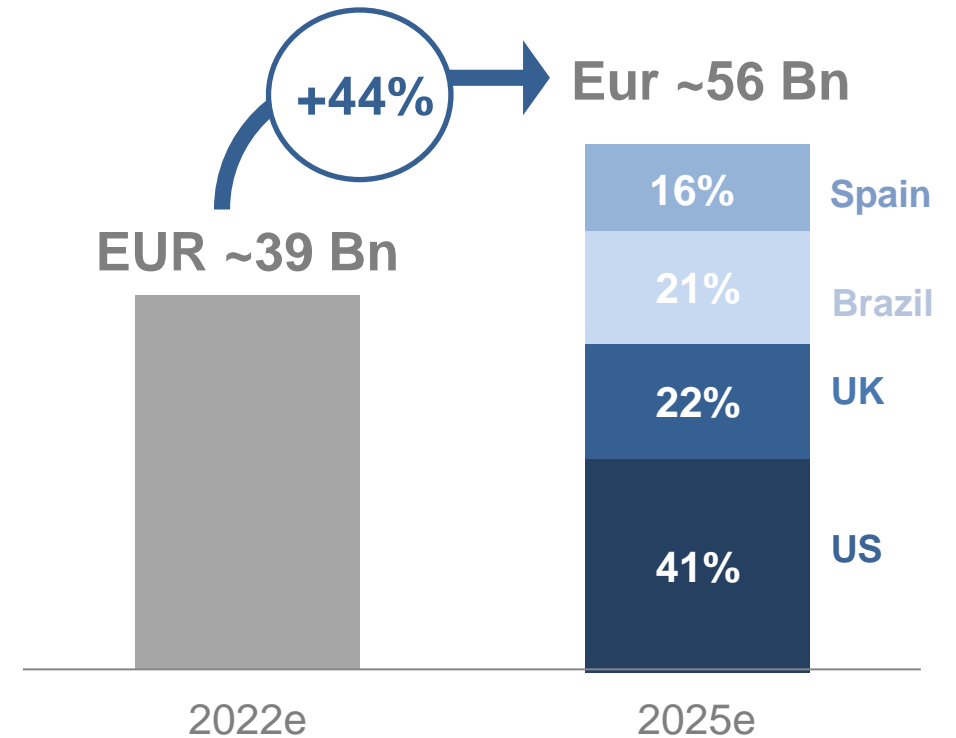
EUR ~27 BN OF NETWORK INVESTMENTS (57% OF TOTAL)...

2023-2025E INVESTMENTS BY GEOGRAPHY



- >85% of organic investments driven by rate cases closed or under advanced negotiation and key conditions known
- ~20% of investment in Transmission in UK, US and Brazil

REGULATED ASSETS BY GEOGRAPHY (EUR BN)

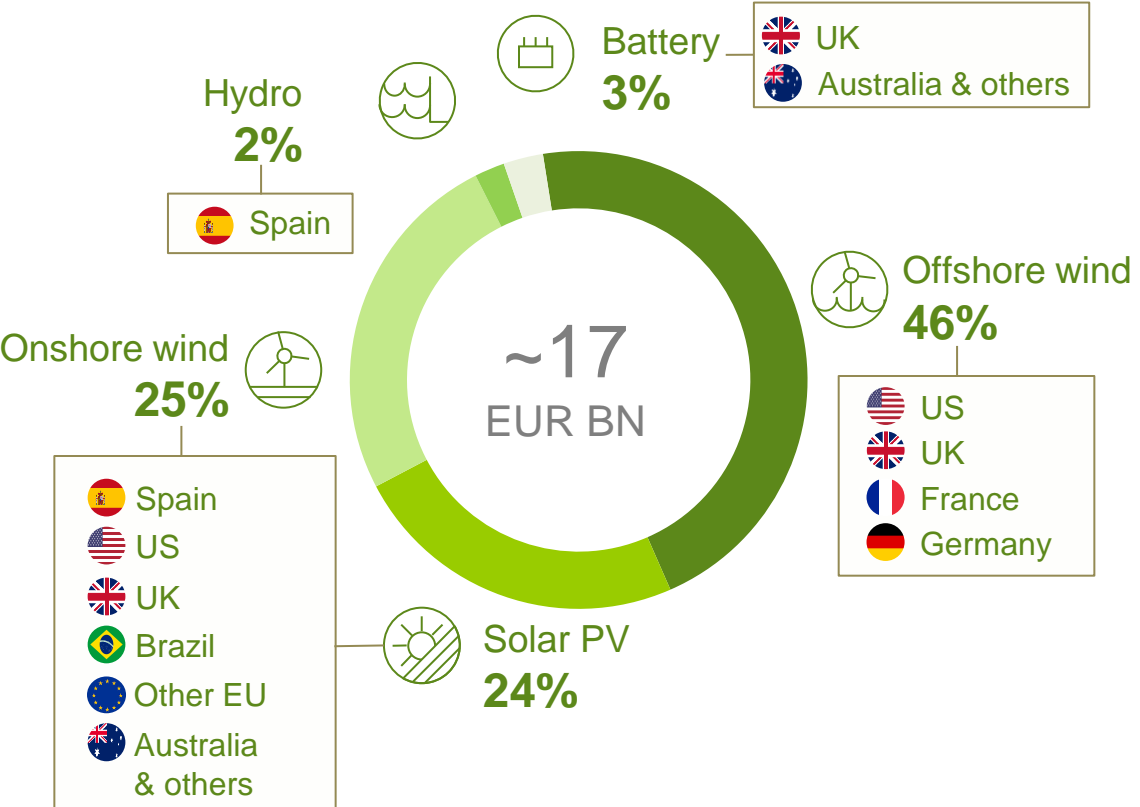


...TO INCREASE OUR ASSET BASE BY 44% IN 3 YEARS

EUR ~17 BN OF INVESTMENT IN RENEWABLES (46% IN OFFSHORE WIND)...

2023-2025E RENEWABLE INVESTMENTS BY TECHNOLOGY (EUR BN)

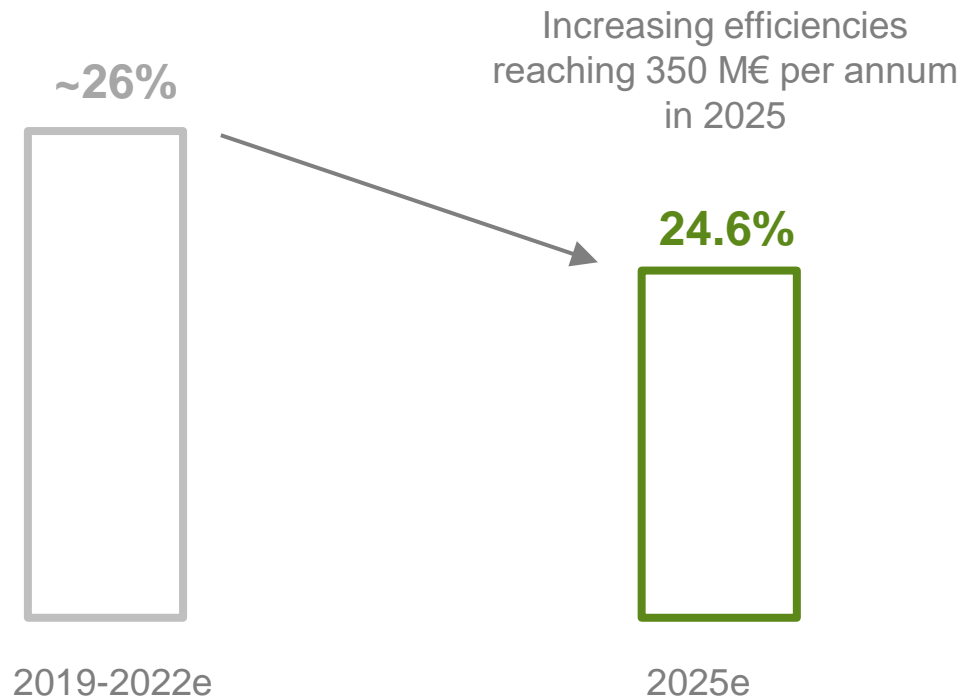
INCREASE IN INSTALLED CAPACITY 2022-2025 (GW)



... WITH ~50% OF NEW CAPACITY SECURED AND ~95% OF 2025 PRODUCTION CONTRACTED

ONGOING IMPROVEMENT IN NOE / GROSS MARGIN RATIO...

NET OPERATING EXPENSES / GROSS MARGIN



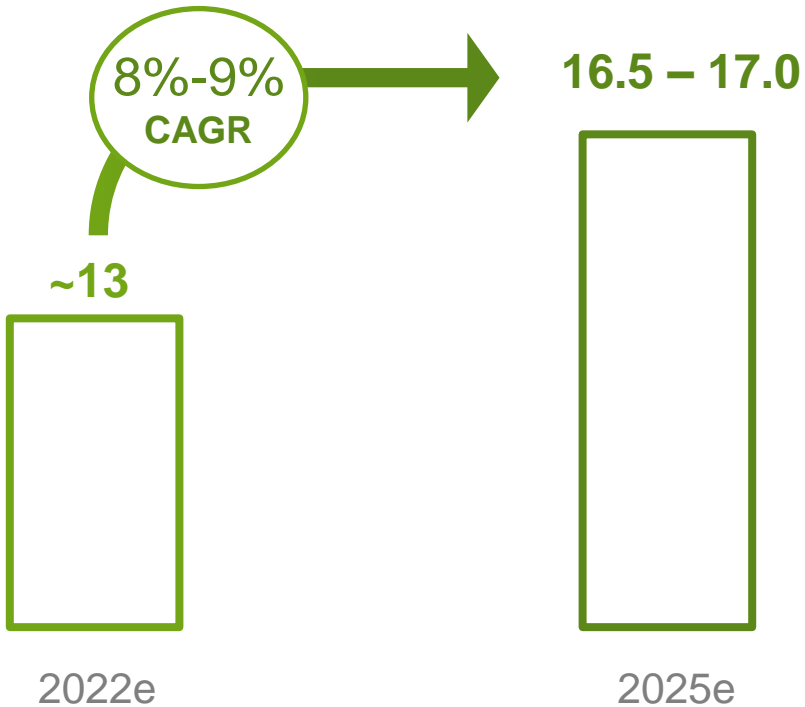
FOCUS ON OPERATIONAL EFFICIENCY

- Optimization of renewable **project design** to **reduce costs** along useful lives
- Improvement of O&M through the creation of **operational hubs** with **multi-technology capacity**
- Concentration** of **offshore wind** projects by regions
- Standardization** and digitization of processes
- Promotion of training and qualification of employees

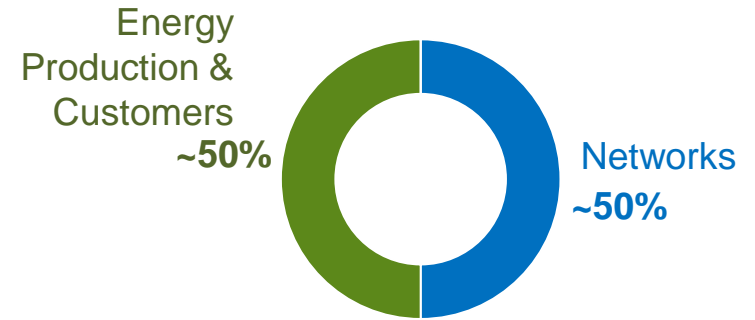
...DRIVING EFFICIENCIES OF EUR 350 M PER ANNUM BY 2025

EBITDA REACHES EUR 16.5 – 17.0 BN BY 2025, WITH 8%-9% CAGR

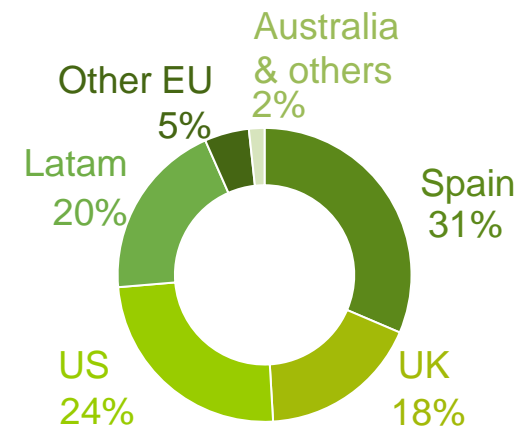
EBITDA EXPECTED GROWTH (EUR BN)



2025E BY BUSINESS

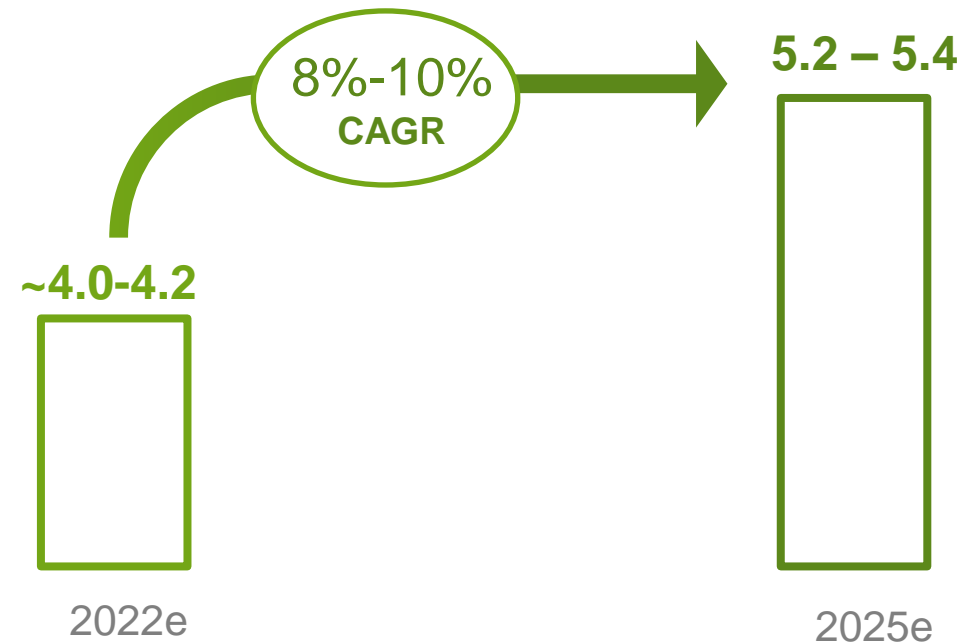


2025E BY GEOGRAPHY



NET PROFIT REACHES EUR 5.2–5.4 BN BY 2025 (8%-10% CAGR)...

NET PROFIT EXPECTED GROWTH (EUR BN)



...WITH A ROE OF ~10%

REINFORCING OUR FINANCIAL POSITION

A ROBUST
GREEN FINANCING MODEL

Fixed-rate financing

Diversification, maximizing the use
of green financing available

Long-term profile of maturities

No capital increases expected

Active liquidity management

Partnerships and asset rotation

STRONG RATIOS (2025 NET DEBT TO EBITDA OF 3.4x)
ALLOWING TO PRESERVE CREDIT RATINGS

SHAREHOLDER REMUNERATION GROWING IN LINE WITH RESULTS

Pay-out between 65% and 75% of EPS

(our earning estimates would lead to a DPS in the range of approx. 0.55 - 0.58 in 2025)

DPS floor of 0.46 Eur/share in 2023-2024 and 0.50 Eur/share in 2025

**Maintaining optionality for shareholders with the
“Iberdrola Retribución Flexible” program, including share buy-back**

ENVIRONMENTAL, SOCIAL AND GOVERNANCE FACTORS FULLY INTEGRATED IN OUR STRATEGY AND OPERATIONS

E

Protecting the planet

Decarbonization strategy:

- Aligned with Paris Agreement targets
- Carbon neutral by 2030 in Scope 1 and 2 and Net Zero in all three scopes before 2040 (SBTi approved)

Biodiversity strategy:

- Net positive in nature in 2030

S

Supporting communities

Jobs and economic activity:

- 12,000 new hires in 3 years
- Supporting >500.000 jobs by 2030

Diversity & Inclusion:

- Increasing women presence in relevant positions up to 35% in 2030.

Training:

- At least 55 hours per employee (annually)

Communities:

- Foundations: 10 M beneficiaries by 2030
- Volunteering program: 18.000 participants* in 2030

G

Purpose driven governance

Decentralized model

- Common strategy, policies, guidelines and supervision
- Strengthened autonomy for subholding companies

Board of Directors:

- Split of Executive Chairman/CEO roles
- 79% independent members
- 43% gender diversity

Compliance:

- Independent function
- Integrated in the Governance and Sustainability System

F

90% CAPEX ALIGNED WITH EU TAXONOMY, AND MOSTLY FINANCED BY SUSTAINABLE/GREEN INSTRUMENTS

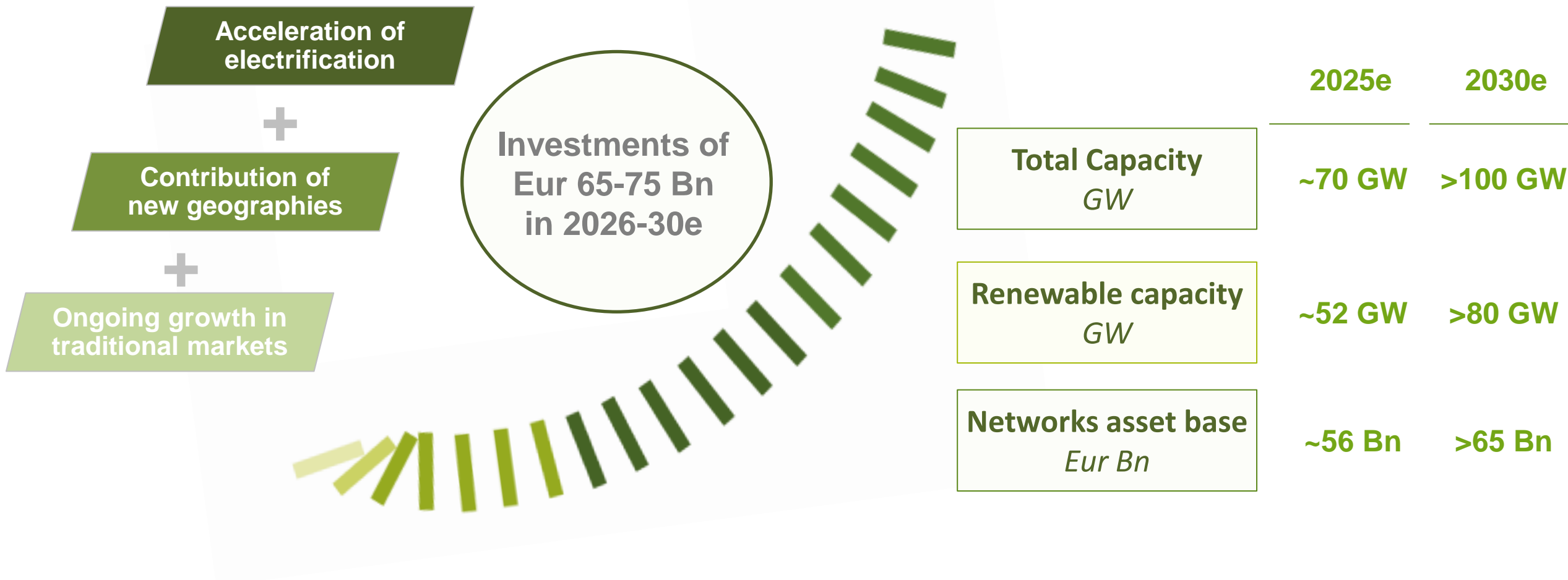


Outlook 2030¹



¹ Includes Iberdrola estimates of PNM Resources

PROFITABLE GROWTH DRIVEN BY ONGOING ACTIVITIES IN CURRENT AND NEW GEOGRAPHIES...



...AND ACCELERATION OF ELECTRIFICATION

Conclusion



A PROVEN MODEL READY TO CONTINUE DELIVERING IN THE CURRENT CONTEXT

Growth based on Networks and selective investment in Renewables

Focus on high-rating attractive markets

Full commitment to financial strength

ESG as foundation of our model

GROWTH AND FINANCIAL STRENGTH TO 2025 AND BEYOND

EBITDA₂₀₂₅ Eur 16.5 - 17.0 Bn
Net Profit₂₀₂₅ Eur 5.2 - 5.4 Bn



Networks asset base '25
Eur ~ 56 Bn

~70 GW by '25
~80% zero emissions

Dividend
in line with Net Profit
DPS of 0.55 - 0.58 in 2025*

Net Debt/EBITDA₂₀₂₅
3.4x