



# Results for the first half 2023

July 2023

## Table of contents


1. Highlights.
2. First half 2023 results.
3. 2023 Outlook.
4. Progress on the 2021-2025 Plan.
5. Q&A session.





1.

# First half of 2023 Highlights



# We are increasing our efforts to strengthen the energy transition and digital transformation

First half 2023



We have successfully completed **the launch and orbiting of the Amazonas Nexus satellite** that will enable greater global connectivity and advance a more sustainable future.

We have designed a **Sustainability Plan 2023-2025** to maximise our contribution to sustainable development.

We have accelerated our **Strategic Plan by increasing investments** aimed at facilitating the decarbonisation of the electricity system.

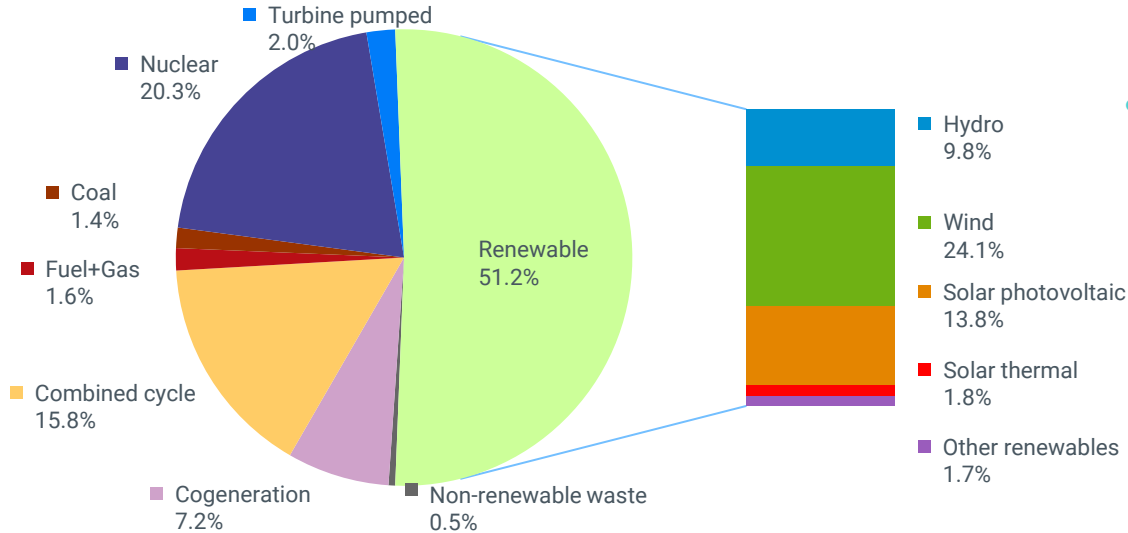


We have completed the process of negotiating labour agreements with the signing of the **XII Collective Agreement of Red Eléctrica de España S. A. U.**

# Redeia is ready for future challenges

An increasingly decarbonised electricity system

## Coverage of electricity demand in 1H23 (%)



## Global leader in renewable integration

- **60 %** of the installed capacity in Spain is renewable and **68 %** comes from emission-free sources.
- **51%** of electricity generation derives from renewable sources.

Integration of a record amount of wind and photovoltaic energy into the electricity system thanks to CECRE.

# New National Energy and Climate Plan (NECP) proposal

The published draft introduces more ambitious targets

## 160 GW Renewable installed capacity

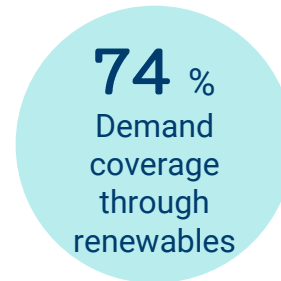
- **62 GW** installed **wind** capacity vs 50 GW previously
- **76 GW** installed **solar** capacity vs 46 GW previously
- **22 GW** of **storage** vs 16.5 GW previously

Planning is key to meeting the NECP's energy commitments: decarbonisation, efficiency and strengthening interconnections.

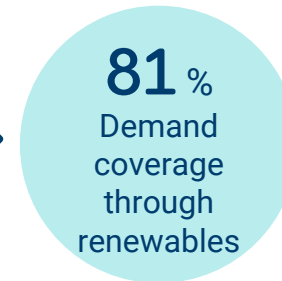
The final document will be published in June 2024.

The transmission network will have a facilitating role in this energy transition to integrate renewables, reduce emissions and decrease energy dependency

Previous target



New **2030** target



## Accelerating our investments in Spain to enable the energy transition...

- **Investments in the regulated domestic business** amounted to €350 M, 74% higher than in 1S 2022.
- **Commissioning of the new submarine link between Ibiza and Formentera**, which enables 100% of Formentera's energy demand to be covered in conditions of security and quality of supply.
- Agreement between regulators (CNMC and CRE) on the **distribution of the financing of the Spain-France interconnection** through the Bay of Biscay, and **resolution of singularity** by which it is included in the remuneration system for non-standard investments.
- Progress in civil works at the **Chira Soria plant**.

**+70 %**  
vs  
1H22

TSO investments increase  
exceeding € 350 M.

Creating sustainable, smart and resilient networks.



# ... reaching new milestones in our diversification business ...



## Redinter

- Progress on the extension of the **Centinela substation at Redenor 2**.
- **Tesur 4** commissioning in January, ahead of schedule.
- Solid contribution from the assets acquired in **Brazil** at the end of 2022.



## Hispasat

- **Amazonas Nexus** reaches its 61W orbital position on July 15 and starts commercial operation. Committed capacity reaches 80%
- **UNICO Rural Demand** programme launched on June 18.
- Member of the European consortium for the tender of the future **IRIS<sup>2</sup> constellation**.



## Reintel

- **Agreements** reached with **local and regional operators** for the deployment of a nationwide network, as part of the company's organic growth plan.

IRIS<sup>2</sup>: Infrastructure for Resilience, Interconnectivity and Security by Satellite



... and with a leading position in the main sustainability indices.



- **CDP** : A
- **ISS ESG** : B+
- In addition, **S&P ESG** assessed Redeia with **82 points out of 100**.
- Redeia, among the **10 most sustainable companies** in its industry in the world, according to the **Sustainability Yearbook 2023**.

	DJSI	Sustainalytics	FTSE 4 Good	MSCI	Vigeo Eiris	Bloomberg GEI
Industry	Electric utilities	Electric utilities	Conventional electric utilities	Utilities sector	Gas and electricity utilities	Utilities
Scale	0-100	0-100	0-5	CCC-AAA	0-100	0-100



2.

## First half of 2023 Results

# Making progress towards the achievement of our targets ...

Final dividend payment of €0.7273 on July 3, reaching € 1 per share

€ **1,064** M  
Revenues\*  
€ 1,031 M in 1H22

€ **789** M  
EBITDA  
€ 785 M in 1H22

€ **354** M  
Net Profit  
€ 363 M in 1H22

€ **414** M  
Investments  
€ 273 M in 1H22

€ **4,313** M  
Net financial debt  
€ 4,634 M Dec. 22

€ **632** M  
FFO  
€ 621 M in 1H22

\* Including revenues and share of profits of companies accounted for using the equity method (TEN, Argo and Hisdesat).

## ... with a favourable EBITDA evolution and impact of higher minority interests on Net Profit.

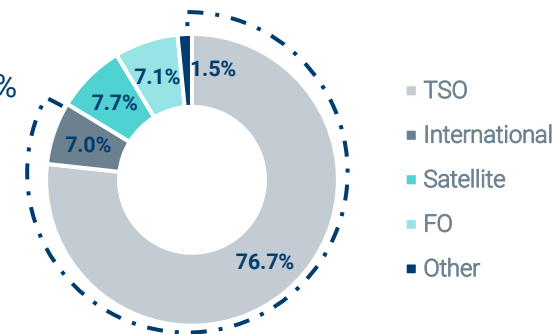
P&L	1H23	1H22	Δ€M	Δ%
Revenues*	1,063.9	1,031.0	+32.9	+3.2
Other income and OWC**	55.1	33.3	+21.8	+65.4
Operating expenses	-329.8	-279.8	-50.0	+17.9
<b>Gross operating result (EBITDA)</b>	<b>789.3</b>	784.6	<b>+4.7</b>	<b>+0.6</b>
Depreciation and amortisation	-261.7	-260.5	-1.2	+0.5
<b>Net operating profit (EBIT)</b>	<b>527.6</b>	524.1	<b>+3.5</b>	<b>+0.7</b>
Net financial results	-39.5	-44.4	+4.8	-10.9
<b>Profit before tax</b>	<b>488.1</b>	479.7	+8.4	+1.7
Corporate tax	-120.2	-115.5	-4.7	+4.1
Non-controlling interests	-13.6	-1.2	-12.4	-
<b>Profit/(Loss) for the year</b>	<b>354.3</b>	363.0	<b>-8.7</b>	<b>-2.4</b>

\* Including revenues and share in profits of companies valued by the equity method (TEN, Argo and Hisdesat).

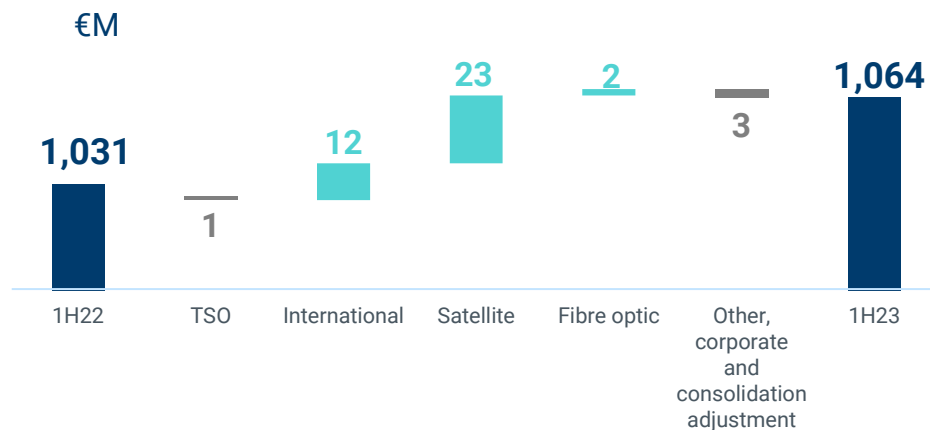
\*\* OWC: Own work capitalised.

EBITDA	1H23	1H22	Δ€M	Δ%
TSO	605.8	602.1	+3.7	+0.6
International	54.9	47.5	+7.4	+15.7
Satellite	60.8	69.8	-9.0	-12.9
Fibre optic	55.8	56.7	-0.9	-1.6
Other and consolidation adjustments	12.1	8.6	+3.6	+41.5
<b>Group Total</b>	<b>789.3</b>	784.6	<b>+4.7</b>	<b>+0.6</b>

More than 83 %  
related to  
regulated  
business



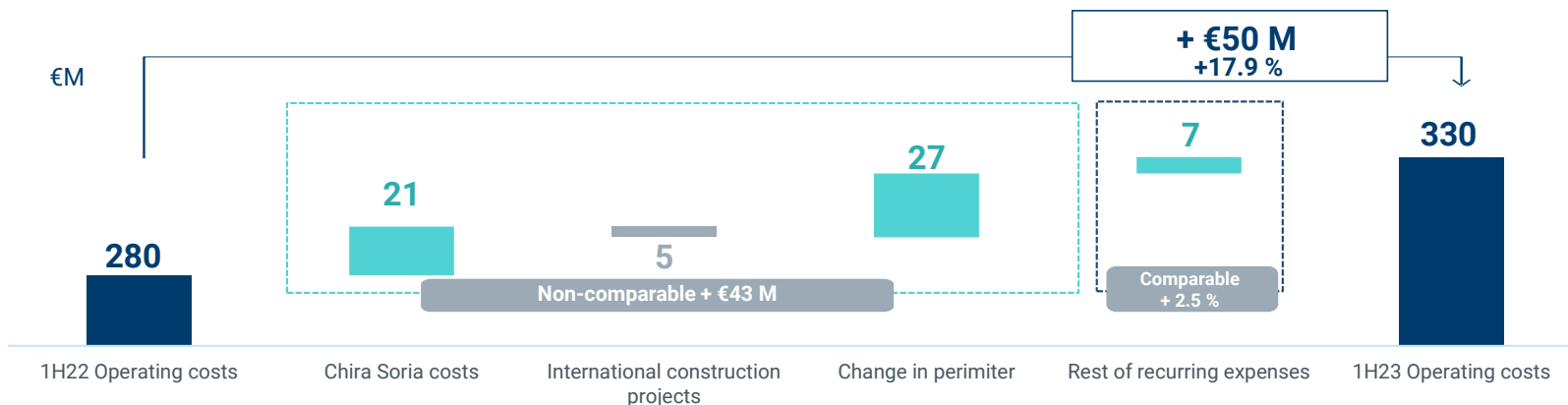
## Revenues increase by 3.2%, due to growth in diversification businesses



- **Regulated business Spain (-0.2%):** higher revenues from System Operation following the review of parameters for 2023-2025 and larger projects for third parties, offset by the fall in transmission activity after final tariff orders from 2016 to 2019.
- **International business (+21.2%):** commissioning of Redenor (Chile) and Tesur 4 (Peru), positive contribution from the 5 new concession lines in Brazil and good results from TEN in Chile.
- **Satellite business (+23.6%):** positive evolution mainly due to the incorporation of Axess, and better results of Hisdesat, despite the planned completion of certain video services in Brazil.
- **Fibre optic business (+2.9%):** positive evolution of inflation-linked contracts.

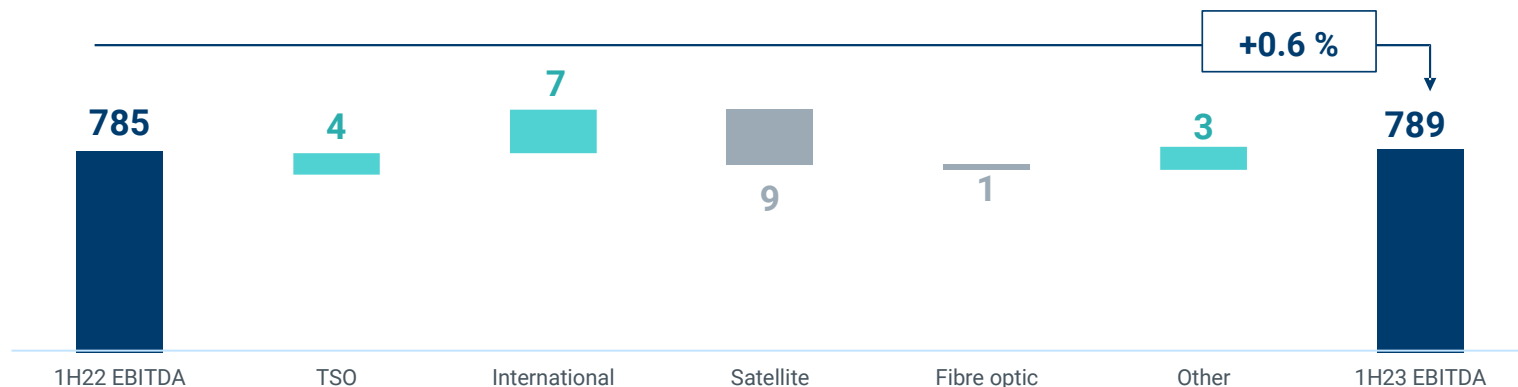
**Note:** including revenues and share in profits of companies accounted for using the equity method (TEN, Argo and Hisdesat).

# Containment of comparable operating costs, increasing by 2.5 %



- **Chira-Soria construction costs** of €20.6 M not contemplated in 1H22. At the same time, income of €24.2 M was recorded under “Other income and OWC” in the income statement.
- Costs associated with **change in perimeter**, mainly due to Axess incorporation in August 2022.
- **Comparable costs** affected by higher personnel expenses, compensated by lower maintenance cost.

## EBITDA improves by 0.6 % driven by the regulated activities

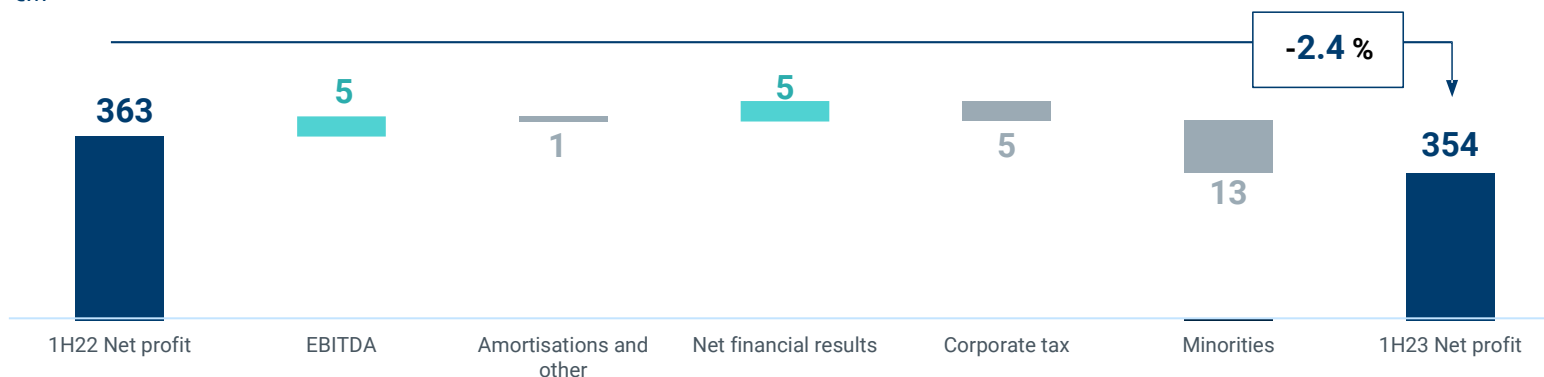


- **TSO** increases thanks to operating cost containment that offsets the reduction in regulated revenues.
- Positive contribution from **international** business due to assets commissioned and changes in accounting perimeter.
- Decreasing satellite **business** mainly because of the completion of certain video services in Brazil.
- The **fibre optic** business showed a slight decline due to higher costs linked to electricity prices.

# Net Profit decreases by 2.4 % due to higher minority interests after the sale of Reintel

Consolidated profit before minorities increases by 1.0 % reaching € 368 M

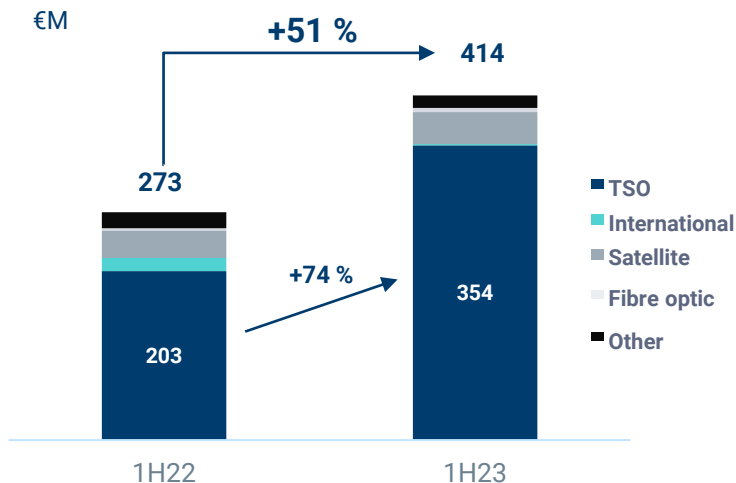
€M



- **Amortizations and other** in line with previous year.
- Improved **financial result** due to the management of cash surpluses and lower average gross debt, partially offset by higher cost of debt (2.11 % in 1H23 vs 1.46 % in 1H22).
- **Corporate tax** increases, with higher effective tax rate mainly due to taxation associated with dividends received from group companies.
- Increase in **minority interests** following the sale of a 49 % stake in Reintel in June 2022.



# TSO investments increase by 74%, exceeding € 350 M



More than 85 % of the group's investments are eligible under European Taxonomy.

## TSO: € 354 M (+74 %)

- Development of the transmission grid amounts to €320.5 M, mainly due to the new interconnection with France.
- Storage in the Canary Islands €24.2 M.

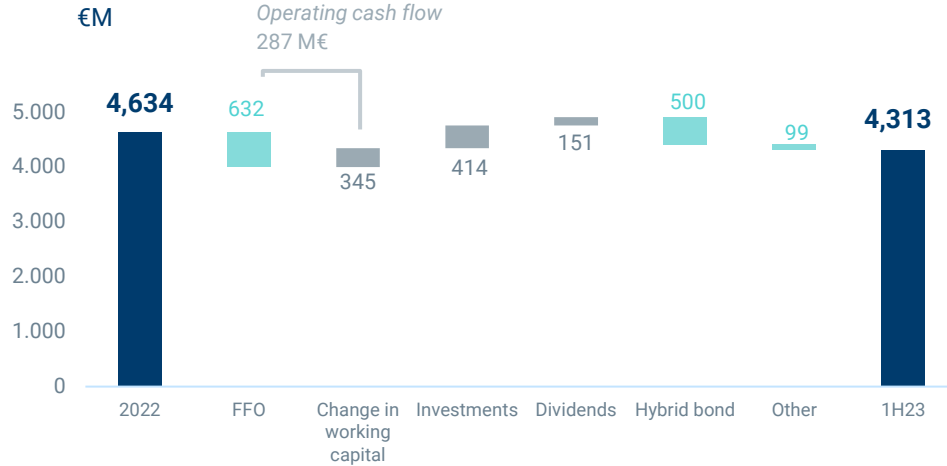
## International: € 1.5 M

- Completion of the Tesur 4 project in Peru, commissioned in January.
- Progress on the extension of the Centinela substation at Redenor 2 (Chile).

## Telecommunications: € 44 M

- Launch of the Amazonas Nexus satellite in February mainly, with commercial operation beginning on July 15.
- Implementation of the railway fibre optic renewal plan.

# Net Debt decreases by 7%, to €4,313 M



- Positive evolution of **FFO**, growing by 1.9%.
- The **change in working capital** represents an outflow of funds due to the repayment of part of the over-collection of tariffs from 2016 to 2019.
- Funds from the **green hybrid bond** issued in January.

**2.9 x**  
Net Debt/EBITDA  
2.9 x in 1H22

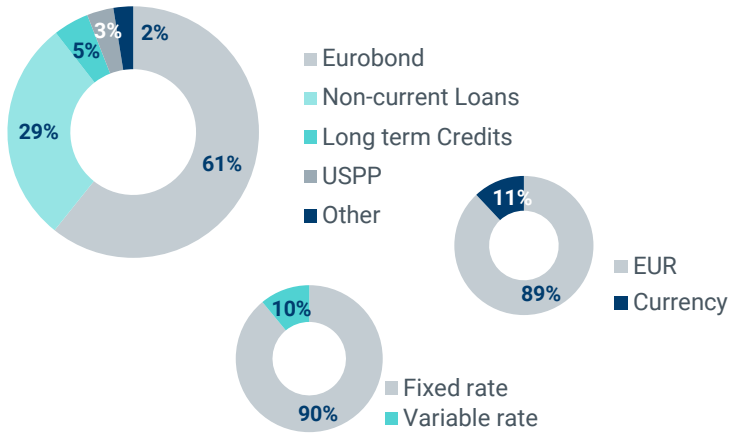
**'A-'**  
Stable outlook  
Fitch and S&P

**23.3 %**  
FFO/Net Debt\*  
26.7 % in 1H22

**Note:** including 50% of the hybrid bond as Net Debt, according to rating agencies criteria, ND/EBITDA ratio would be 3.0x and FFO/ND would be 22.0%. Calculation taking into account EBITDA and FFO for the last 12 months.

(\*) If FFO would not consider the interim corporate tax payments on account related to the capital gain from the sale of 49% of Reintel (€154M) in 4Q 2022 (this amount was classified as "Change in working capital" instead of as other cash flows and will be returned to Redeia in the coming months), the FFO/ND ratio would be 26.9%.

## Gross debt structure



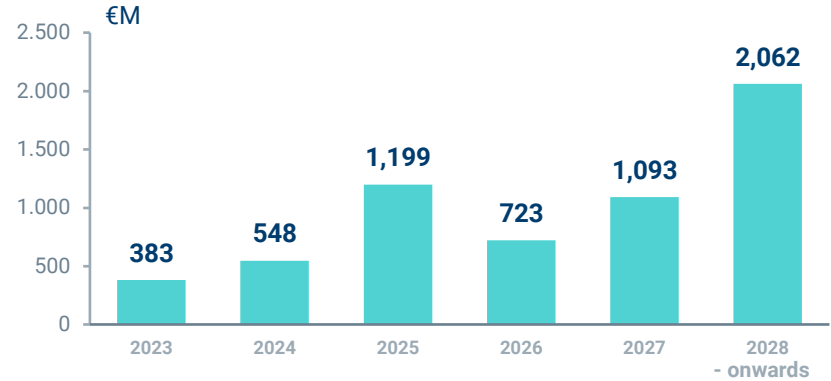
**2.11 %**

Cost of debt  
1,46 % in 1H22


**4.7 years**

Average life  
5.3 years in 1H22

## Maturities



## Liquidity



# Sustainable financing

Aligned with the European Taxonomy

**Green hybrid bond issuance** of €500 M to reinforce a solid capital structure, strengthening the Group's solvency and diversifying its investor base.

**OFISO 2023 Sustainable Finance Award**, recognising the commitment and leadership in sustainable finance, and Redeia's efforts to promote the use of financial resources for green, social and sustainable projects and activities.

57 % of financing linked to ESG criteria

45 % of institutional shareholding is socially responsible investment



## EU Taxonomy

100% of Red Eléctrica's activity is environmentally sustainable and contributes to mitigating and adapting to climate change.

3.

# First half of 2023 2023 outlook

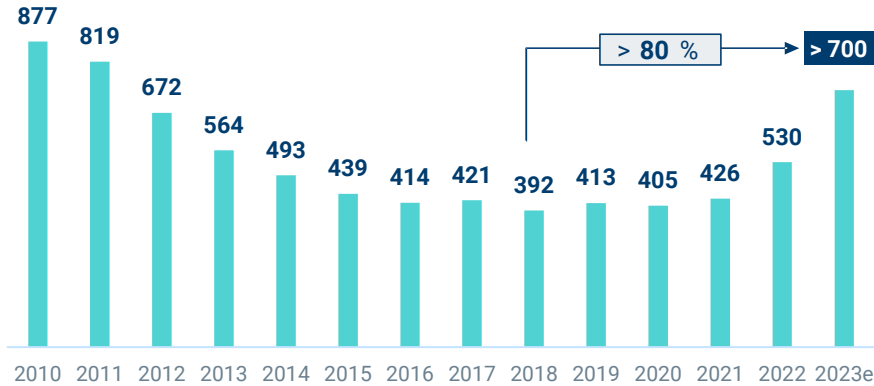


# Confirming our 2023 targets

TSO investments above € 700 M,  
Group EBITDA above € 1,500 M and Net Profit in line with 2022

## TSO Investments

M€



Accelerating capex to levels near record highs



### TSO

- Greater commissioning of assets and update in the System Operator remuneration.
- Progress of the Chira-Soria project.



### International

- Contribution of new lines acquired in Brazil and assets commissioned.



### Satellite

- Start of Amazonas Nexus commercial activity in July 2023.
- Already planned completion of certain existing video services in Brazil.




### Fibre optic

- Good performance, with income contractually protected from inflation.



4.

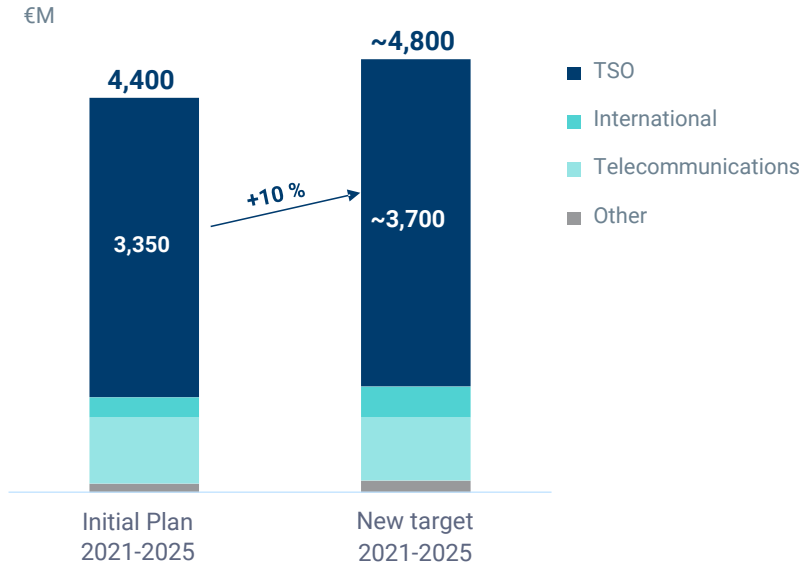
# First half of 2023 Progress of the Strategic Plan 2021-2025



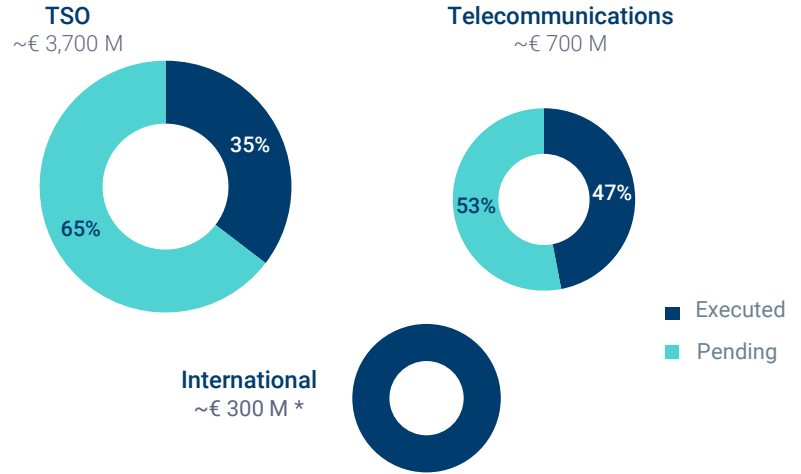
# Increased TSO investments in the period 21-25

€ 3,700 M to boost energy transition

## 2021-2025 Investments



## Progress of the period






\*International Business initial 2025 capex target: €224 M.



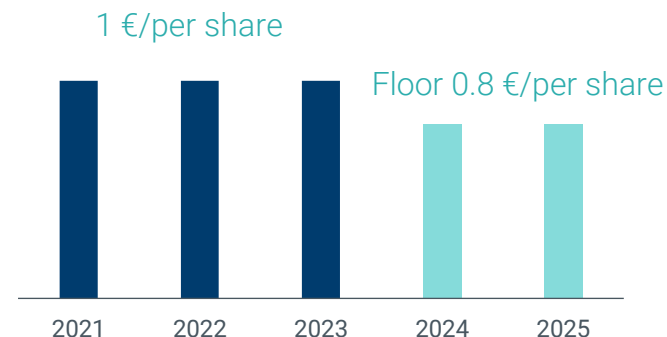
# Confirming 2021-2025 financial targets

Sound financial structure and attractive shareholder remuneration

## Financial efficiency 2025

	EBITDA MARGIN	>70 %
	FFO/Net Debt RATIO	>15 %
	Net Debt/EBITDA RATIO	< 5 x
	Maintaining a solid CREDIT RATING	

## Sustainable dividend policy





5.

Q&A  
Session

0

# redeia

Valuing the essentials

---

red eléctrica

reintel

hispasat

redinter

elewit

This document has been produced by Redeia, S.A. (hereinafter Redeia) for the sole purpose expressed herein. It should not in any event be construed as an offer of sale, exchange or acquisition, or as an invitation to make any kind of offer, in particular for the purchase of securities issued by Redeia.

Its content is provisional and purely for information purposes and the statements it contains reflect the intentions, expectations and forecasts of Redeia and its management. The content has not necessarily been verified by independent third parties and is, in any event, subject to negotiation, changes and modifications.

In this respect, neither Redeia nor its directors, executives, staff, consultants or advisors or the companies belonging to Redeia (referred to collectively as its “Representatives”) may be held liable for the accuracy, certainty or integrity of the information or statements included in this document, and no form of explicit or implicit declaration or guarantee on the part of Redeia or its Representatives may be construed from its content. Neither may Redeia or any of its Representatives be held liable in any way (including negligence) for any damage that may arise from the use of this document or any information contained in it.

Furthermore, Redeia does not assume any commitment to publish potential modifications or revisions to the information, data or statements contained in the document in the event of changes in strategy or intention, or any unforeseen events that may affect them.

This disclaimer should be taken into consideration by all the individuals or entities at whom this document is targeted and by those who consider that they have to make decisions or issue opinions related to securities issued by Redeia especially analysts, notwithstanding the option to consult the public documentation and disclosures notified or registered with the Spanish stock market authority (CNMV), which Redeia recommends all interested parties to do.

In addition to the financial information prepared in accordance with IFRSs, this presentation includes certain Alternative Performance Measures (“APMs”), as defined in the Guidelines on Alternative Performance Measures published by the European Securities and Markets Authority on 5 October 2015 (ESMA/2015/1415es).

These APMs are used for the purpose of contributing to a greater understanding of the financial performance of Redeia, but must only be considered as additional information and, under no circumstances, replace the financial information prepared in accordance with IFRSs. Likewise, the manner in which Redeia defines and calculates these APMs may differ from those of other entities that use similar measures and, therefore, may not be comparable. For further information on these matters, including their definition or the reconciliation between the corresponding management indicators and the consolidated financial information prepared in accordance with IFRSs, please see the information included in this regard in this presentation and the information available on the corporate website (<https://www.redeia.com/en/shareholders-and-investors/financial-information/alternative-performance-measures>).