

Purchases of own shares from July 19th to July 19th 2024


Aggregate presentation by day and market


Summary table with columns: Name of the issuer, Identify code of the issuer, Day of the transaction, Identify code of the financial instrument, Total daily volume in number of shares, Daily weighted average purchase price of the share (€), Market (BIC Code). Includes a total row at the bottom.





Detailed transaction by transaction


Main data table with columns: Name of the issuer, Identify code of the issuer, Name of the Broker, Identify code of the Broker, Day/Hour of the transaction (CEST), Identify code of the financial instrument, Quantity bought, Price per unit, Currency, Identify code of the Market, Reference number of the transaction, Purpose of the buyback. Contains 21229 rows of transaction data.
























































































































































--	--	--	--	--	--	--	--	--	--

--	--	--

