



# Results for the first half of 2022

Valuing the essentials

July 2022

**redeia**  
Valuing the essentials

1. New brand.
2. Global environment.
3. Highlights first half of 2022.
4. Results for the first half of 2022.
5. Our vision for 2022 and 2025 financial targets.



redeia

1.

## New brand

Redeia. Valuing the essentials

# We have modernised our image through the new Group brand

redeia



**red eléctrica**

Backbone of the electricity system and guarantee of a secure, efficient and sustainable electricity supply.



**reintel**

Largest provider of dark fibre in Spain, essential for offering universal and inclusive connectivity.




**hispasat**

Leading player in digital transformation and the connection of territories, reducing the digital divide.



**redinter**

Driver for decarbonisation of the energy model and sustainable development in Latin America.



**elewit**

Technological innovation platform to drive energy transition and connectivity.

redeia

2.

## Global Environment

# New energy paradigm, a turning point towards a more integrated Europe



## Complex geopolitical environment

- Urgent measures in response to the economic and social consequences of the war in Ukraine.
- Need for a more **interconnected Europe**.
- **REPowerEU** roadmap for increasing security of supply in Europe.



## Very high inflation levels in a large number of countries

- Record electricity prices due to extreme gas volatility.
- Increased **recession** fears.



## Tight monetary policy

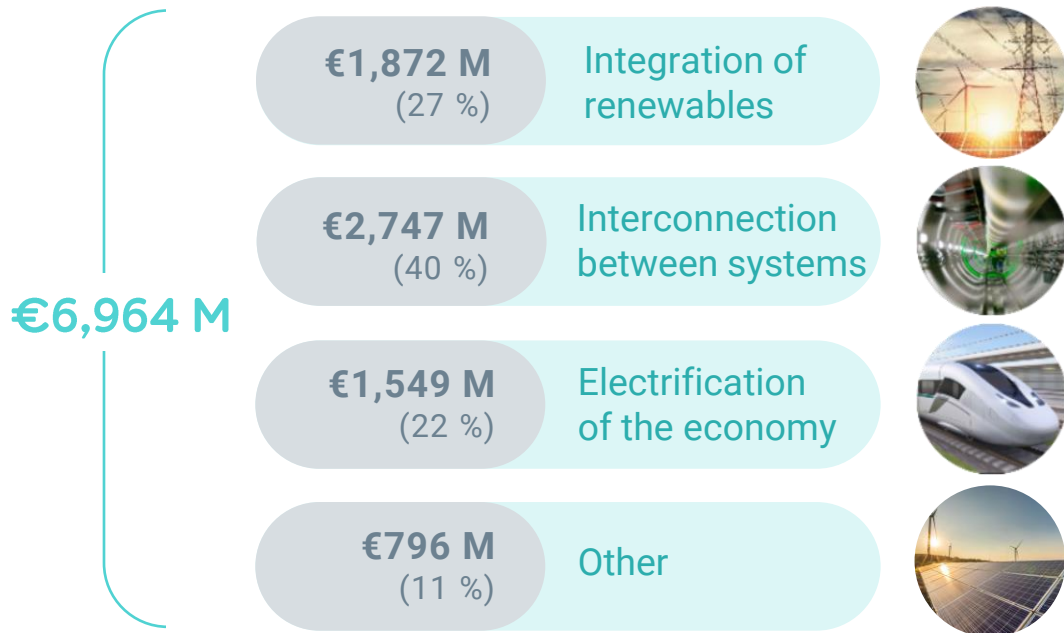
- ECB **tapering** of asset purchase programmes.
- Rising **interest rates**.

3.

**Highlights  
first half of 2022**

# Laying the foundations for the energy transition...

Approval of Transmission Network Plan: A transmission network by 2026 that underpins the National Integrated Energy and Climate Plan (PNIEC) and drives the energy transition.



Results for the first half of 2022. July 2022



## ...and progressing in meeting our strategic targets...

### Redeia

- Crystallisation of value: sale of **49 % of Reintel** completed after obtaining the relevant authorisations, for €995.6 M. Capital gain of €919M in equity.
- Solid first half results, with **net profit up** 1.4 %.
- **Investments** reach €273 M, +8.2 %.
- Payment of the **final dividend** approved by the AGM, and in line with the Strategic Plan bringing the total dividend to €1.0/share out of the 2021 results\*.

\* Paid on 1 July 2022.

Results for the first half of 2022. July 2022



# ... through activities that contribute to climate change mitigation and sustainability...

- Progress on **climate change**: Approval by SBTI of our Scope 1+2 and Scope 3 emission reduction commitments. Presentation to SBTI of our commitment to carbon neutrality by 2050.
- Progress on **biodiversity**: No Deforestation Commitment.
- **Human rights** commitment: Strengthening due diligence processes to avoid and minimise the possible negative effects of our activities.
- Commitment to **green financing**, green framework adapted to the EU taxonomy.
- Excellent **ESG rating from S&P**, 82 out of 100.

**80 %**  
of our activity is sustainable according to EU taxonomy



# ... developing key transmission projects in Spain and Latin America...



## Red Eléctrica

- Commissioning of the **Lanzarote-Fuerteventura interconnection** and completion of the first phase of works for the period 2021-2022 on the **Ibiza-Formentera link**, with commissioning estimated for 2023.
- Start of the last administrative phase for the electricity **interconnection** with **France via the Bay of Biscay**.
- Progress in the implementation of the **special maintenance plan**.
- Draft **pumping regulation methodology**, remuneration for work in progress.



## Redinter

- Acquisition of Rialma III in **Brazil** in early January 2022.
- Good progress in the development of ongoing projects in **Peru** and **Chile**.

# ... and boosting connectivity through telecommunications businesses.



## Reintel

- New outlook for the future after the entry of KKR as a strategic partner.
- Activity positively impacted by inflation developments.



## Hispasat

- Acquisition process of **Axess Networks** nearing completion.
- Progress in the construction and pre-commercialisation of the new satellite **Amazonas Nexus**.
- Agreements with service providers in Spain for the roll-out of satellite internet to 100 % of the population.
- New projects related to rural connectivity in LATAM and mobility services (airplanes, boats).

3.

**Results for the first  
half of 2022**

# Strong economic performance aligned with our future commitments...

## Key figures for the first half of 2022

€ **1,031** M  
Revenue\*  
€991 M in 1H21

€ **273** M  
Investments  
€253 M in 1H21

+ 10.8 %  
in TSO

+1.7 %

€ **785** M  
EBITDA  
€771 M in 1H21

€ **4,375** M  
Net debt  
€5,648 M in 2021

Significant increase in investments in the period and remarkable debt reduction due to the sale of 49 % of Reintel.

€ **621** M  
FFO  
€632 M in 1H21

€ **363** M  
Net profit  
€358 M in 1H21

+ 1.4 %

\* Includes turnover and share in profits of companies valued by the equity method (TEN, Argo and Hisdesat).

... with a positive development in the 1H2022 results ...

## Profit and loss account

€M	1H22	1H21	Δ €M	Δ%
Revenue*	1,031.0	991.4	+39.6	+4.0
Other income and OWC**	33.4	32.2	+1.1	+3.5
Operating expenses	-279.8	-252.3	-27.4	+10.9
<b>Gross operating profit (EBITDA)</b>	<b>784.6</b>	<b>771.3</b>	<b>+13.3</b>	<b>+1.7</b>
Depreciation and amortisation	-260.5	-243.7	-16.8	+6.9
<b>Net operating profit (EBIT)</b>	<b>524.1</b>	<b>527.5</b>	<b>-3.4</b>	<b>-0.7</b>
Net financial results	-44.4	-49.6	+5.3	-10.6
<b>Profits before tax</b>	<b>479.7</b>	<b>477.9</b>	<b>+1.8</b>	<b>+0.4</b>
Corporate tax	-115.5	-118.0	+2.5	-2.1
Non-controlling interests	-1.2	-1.8	+0.5	-30.3
<b>Profit for the year</b>	<b>363.0</b>	<b>358.2</b>	<b>+4.9</b>	<b>+1.4</b>

- Increased **revenues with growth in all businesses**, especially in the international and satellite businesses.
- **EBITDA** mainly impacted by roll-out of the specific O&M plan for critical TSO assets (~€20 M).
- Increase in **depreciation and amortisation** affected by the higher activity and change in the scope of consolidation.
- Better **financial results** due to lower cost and average debt.

**Profit for the year up 1.4%.**

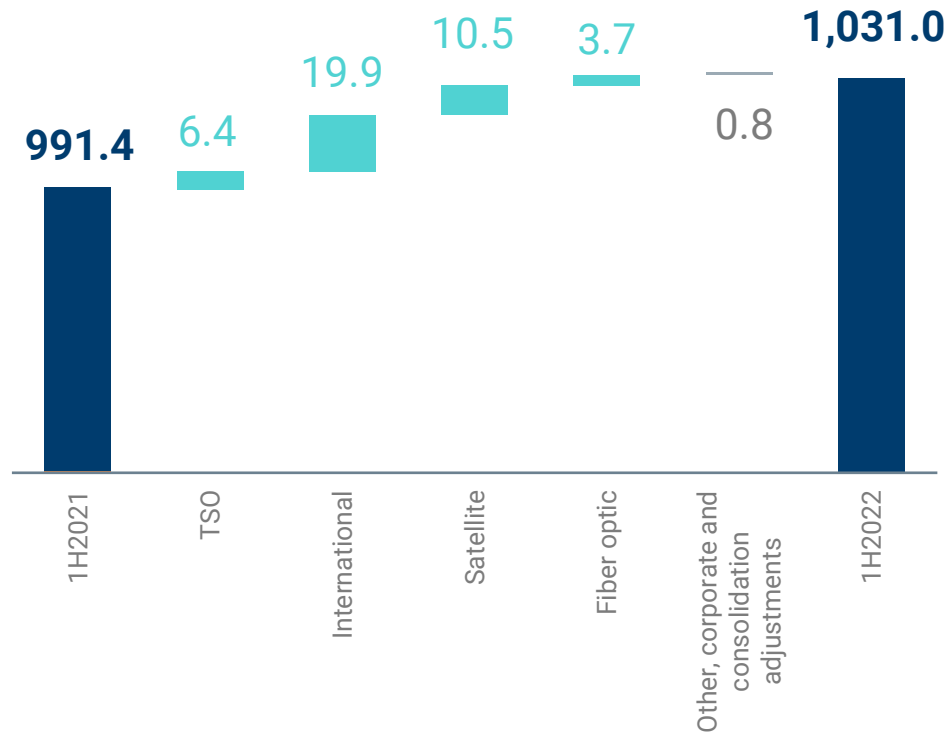
\* Includes turnover and share in profits of companies valued by the equity method (TEN, Argo and Hisdesat).

\*\* OWC: Own work capitalised.

# ...driven by international activity and telecommunications...

Revenue up 4.0 %

€M

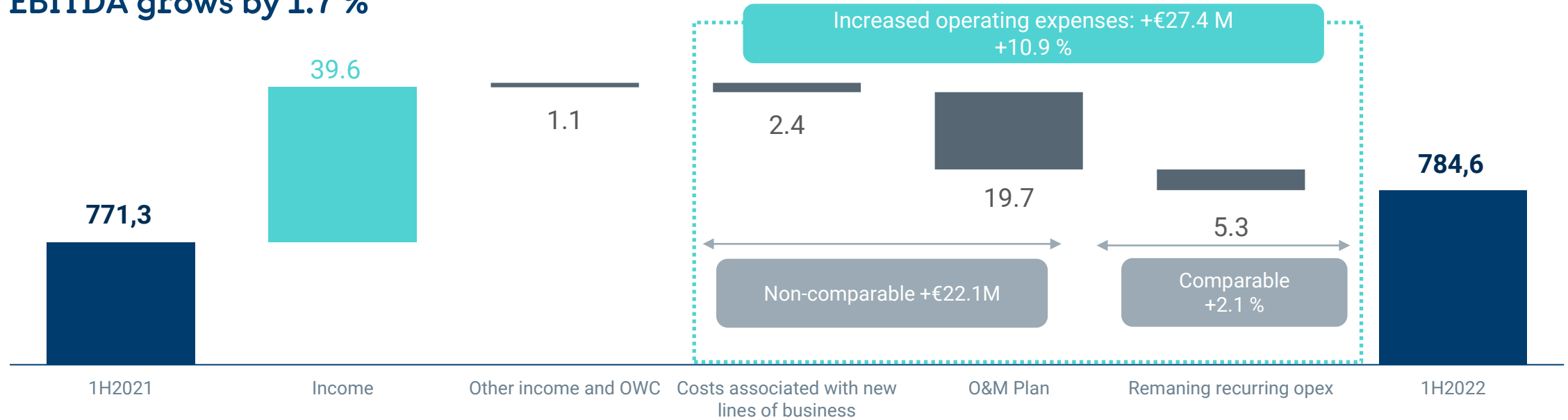


- Positive contribution from **regulated business in Spain**.
- Improved activity in **Brazil**, following the commissioning of Argo II and Argo III and the acquisition of Rialma, as well as the favourable exchange rate effect.
- Higher contribution from **Hispasat** due to increased sales, the acquisition in Peru in May 2021, and the favourable exchange rate effect.
- Positive evolution of **Reintel** inflation-linked contracts.



... and significant containment of recurring operating costs, in a context of high inflation.

EBITDA grows by 1.7 %



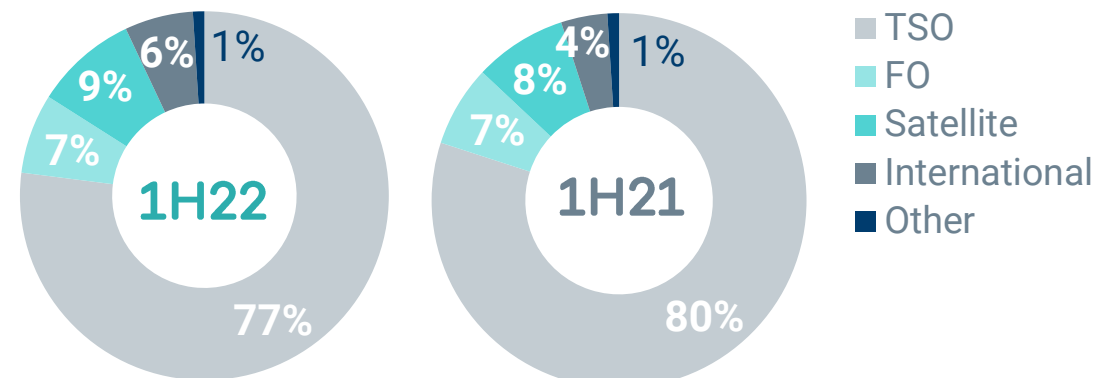
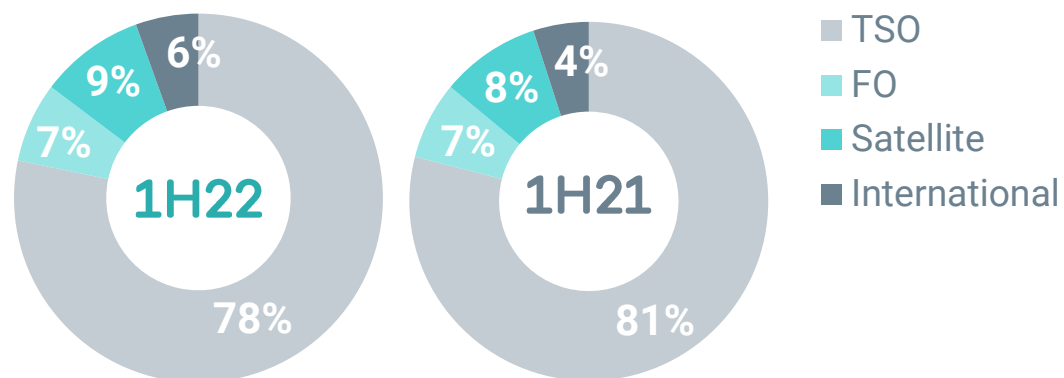
- **Comparable operating expenses** increased by €5.3 M (+2.1 %), containing the effect of inflation thanks to the procurement policy with l/t contracts and efficiency measures.
- Impact of the **O&M plan** for critical assets, around €20 M.
- Incorporation of costs associated with new business lines €2.4 M, mainly after the deal involving the **satellite business in Peru**.

# Performance of Redeia's main businesses

Solid contribution from international business in Brazil and Hispasat

Revenue (€M)	1H22	1H21	Δ€M	Δ%
TSO	815.4	809.0	+6.4	+0.8
International	57.7	37.8	+19.9	+52.7
Satellite	96.0	85.5	+10.5	+12.3
Fibre Optic	73.0	69.4	+3.7	+5.3
Other & consolidation adjustments	-11.1	-10.3	-0.8	+8.2
<b>Total Group</b>	<b>1,031.0</b>	<b>991.4</b>	<b>+39.6</b>	<b>+4.0</b>

EBITDA (€M)	1H22	1H21	Δ€M	Δ%
TSO	602.1	615.3	-13.2	-2.1
International	47.5	29.5	+18.0	+61.1
Satellite	69.8	65.3	+4.5	+6.8
Fibre Optic	56.7	55.7	+1.0	+1.7
Other & consolidation adjustments	8.6	5.4	+3.1	+57.3
<b>Total Group</b>	<b>784.6</b>	<b>771.3</b>	<b>+13.3</b>	<b>+1.7</b>



Results for the first half of 2022. July 2022

# TSO investments amounted to €203 M, +10.8 % and Group investments €273 M, +8.2 % compared to 1H21

73.4 % of investments during the period eligible according to European taxonomy



## TSO: €203 M (+10.8 % vs 1H21)


- Significant progress in projects to strengthen meshing and improve reliability and quality of supply, notably the Sabinal axes in the Canary Islands and the East Madrid Plan.
- Spain-France interconnection via the Bay of Biscay, last administrative phase prior to the start of construction, and Spain-North Portugal link.
- Links between electricity systems, notably the commissioning of the Torrent substation in the Ibiza-Formentera interconnection, and the submarine line for the Lanzarote-Fuerteventura interconnection.
- Progressing on the first phase of work on the Salto de Chira pumping station in Gran Canaria.



## International: €16 M (+4.1 % vs 1H21)\*

- Good progress Tesur 4 in Peru, and Nuevo Pozo Almonte Parinacota (Redenor) in Chile with commissioning estimated in the last quarter of the year.

*\*This figure does not include the €32.4 M acquisition of Rialma III in Brazil.*



## Telecommunications: €36 M (-23 % vs 1H21)\*\*

- Progress on new high-performance Amazonas Nexus satellite, scheduled to go into orbit in 2023.

*\*\*This change reflects the acquisition of the satellite business in Peru in 1H21.*

# Committed to a strong and balanced capital structure...

## Growing role of sustainable finance

**38.4** %  
ESG financing  
29.5 % in 1H21

**5.3** years  
Average life  
5.7 years in 1H21

**1.46** %  
Cost of debt  
1.53 % in 1H21

**2.9** x  
ND/EBITDA  
3.7 x in 1H21

**26.7** %  
FFO/ND  
21.5 % in 1H21

**'A-'**  
Stable outlook  
Fitch and S&P

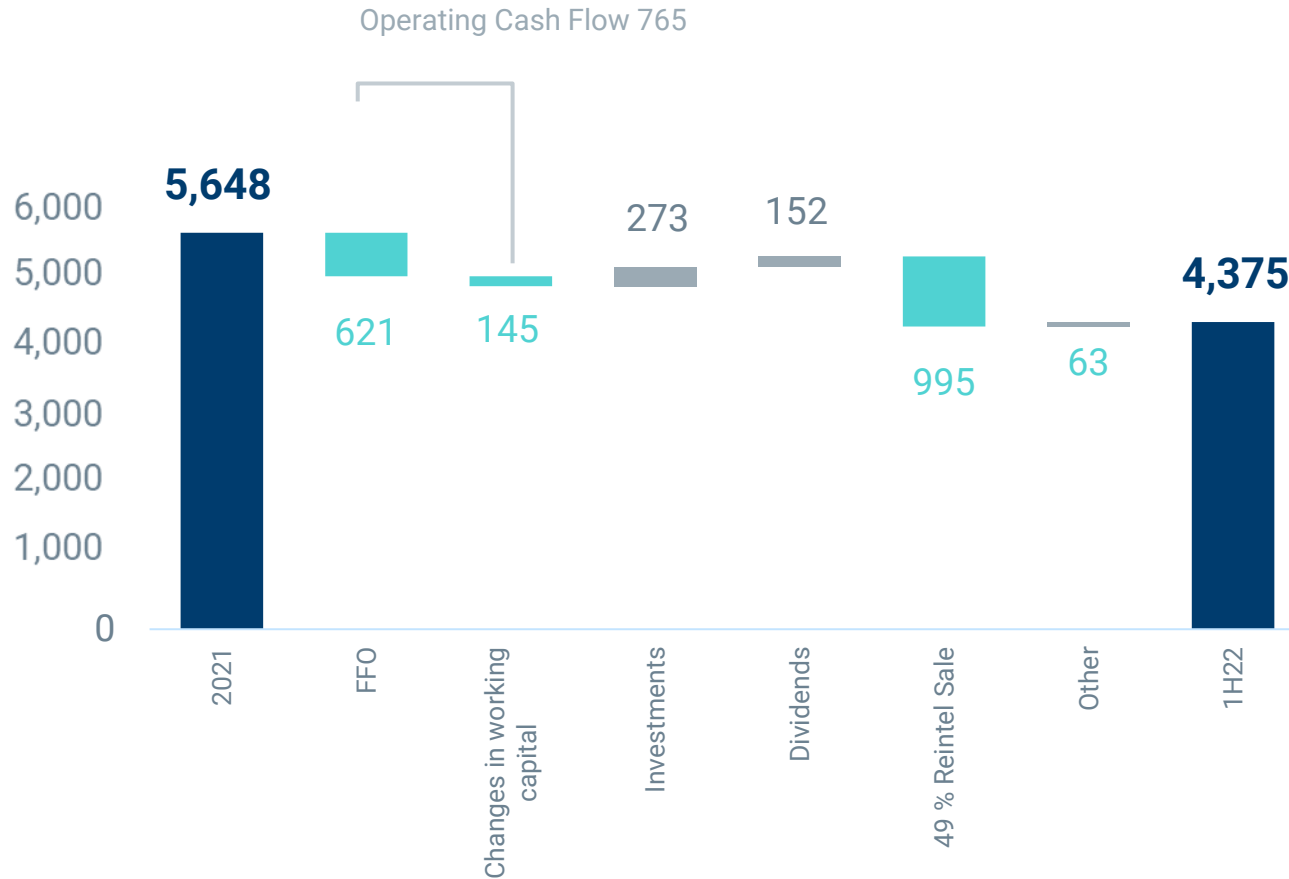
Dividend  
for 2021

**1.0** € /share  
Fulfilling the commitment to  
the market.

... with reduced levels of financial debt...

Commitment to credit strength

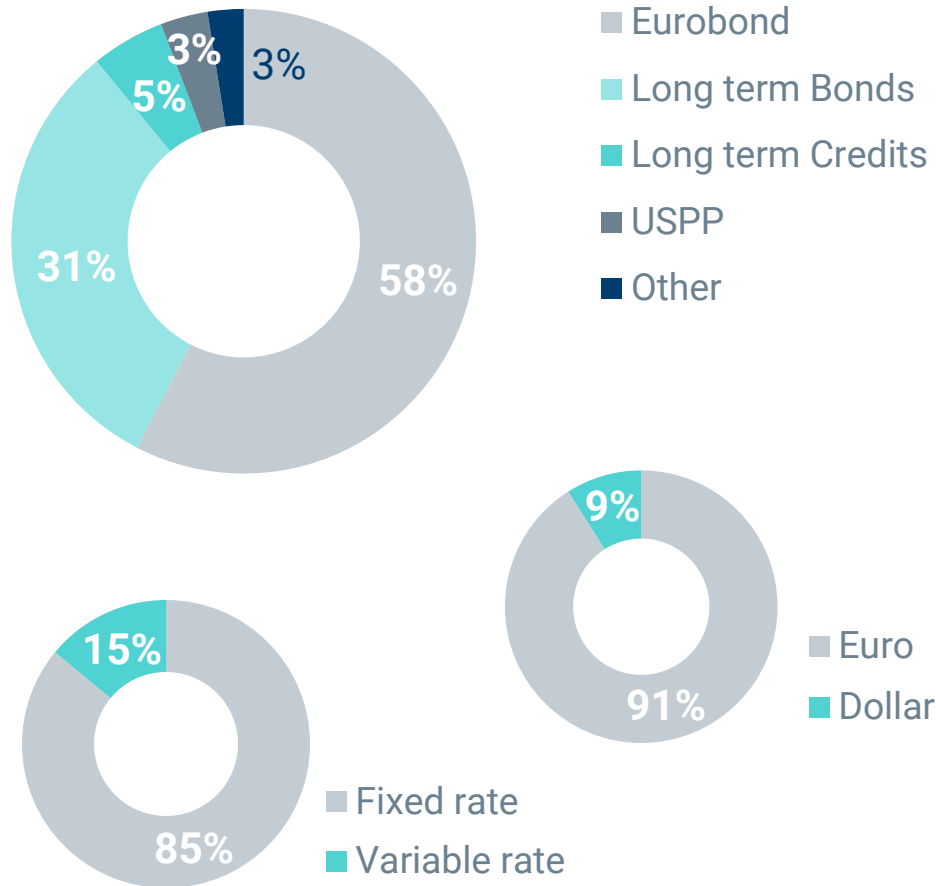
€M



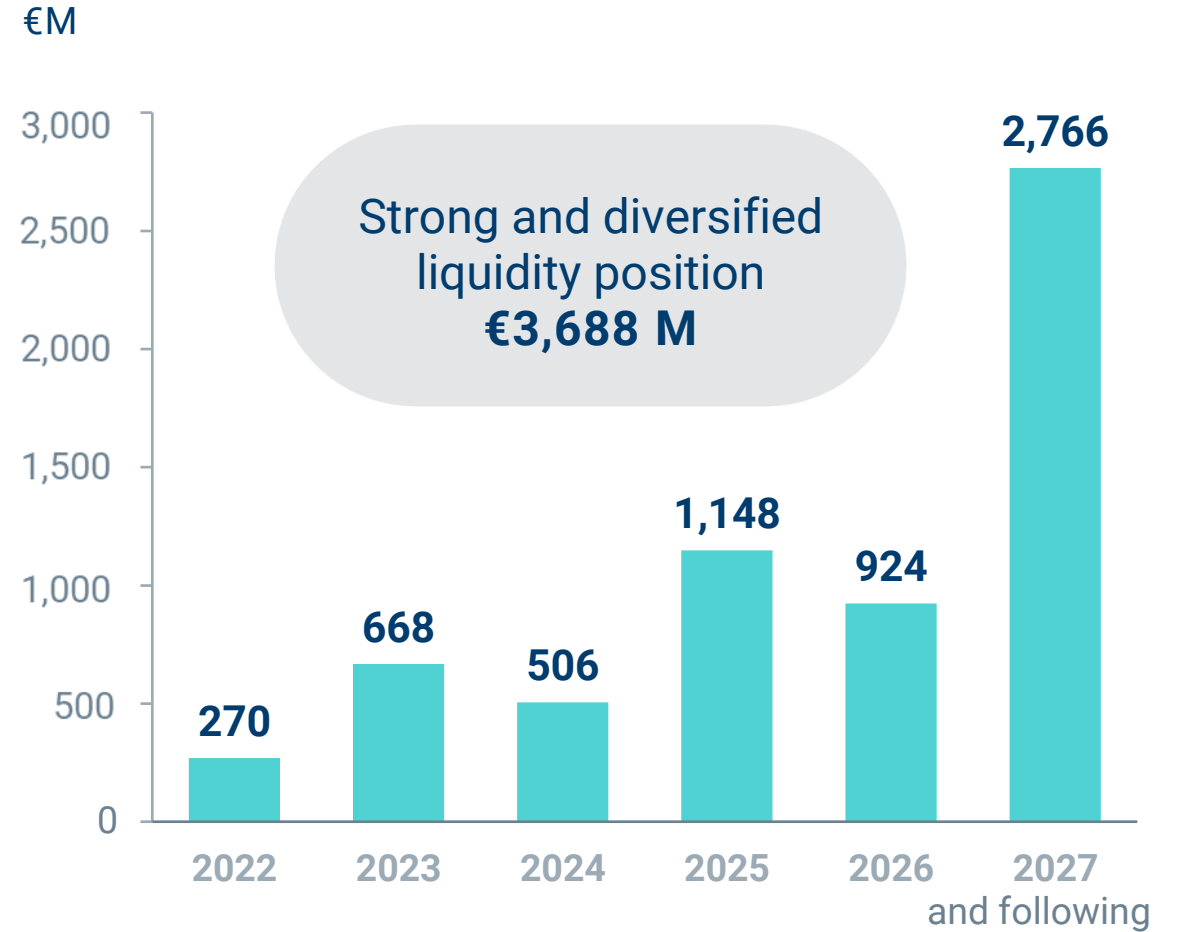
**€4,375 M**  
 Net Debt  
 Improving due to proceeds from sale of 49 % of Reintel.

- Strong **cash flow** generation, which has allowed for a reduction in the volume of financial debt.
- Positive contribution from **working capital** due to higher revenues from the transmission tariff, and from items pending settlement to the system.

### Gross Debt Structure



### Maturities



4.

**Our vision for 2022  
and financial targets  
in 2025**

# EBITDA forecast in 2022 in line with 2021 and estimated investment levels of around €800 M

2022: Strategic Plan acceleration year



## Electricity business in Spain (TSO)

- Acceleration initiatives to boost investment in the 2021-2026 Plan.
- More than €500 M TSO investment planned for 2022.
- Slight decrease in **EBITDA** due to the special maintenance plan.



## Satellite business

- Repositioning towards **satellite services and solutions company**.
- Estimated investments over €150 M.
- Expected **EBITDA** higher than in 2021.



## International electricity business

- **Organic growth** in Peru, Chile and Brazil, increasing our international footprint.
- Significant **EBITDA growth**.



## Fibre optic and 5G business

- Investments in **upgrading the railway fibre optic backbone network** and in projects associated with **5G technology**.
- **EBITDA** slightly higher than in 2021.



# Strengthening the balance sheet and improving shareholder remuneration

The closing of the Reintel deal materializes its latent value within the group and underlines its leadership in the Spanish dark fibre market.



## Strengthening balance sheet and reinforcing equity of Red Eléctrica

Reinforcement of the company's equity strength to meet energy transition challenges.



## Improving shareholder remuneration

Increase of the dividend to be paid out of the 2023 results from 0.8 euro to 1.0 euro per share.

# 2021-2025 targets

More favourable dividend policy in 2023 after sale of 49 % of Reintel

## Total investment



**€4,400 M**

*75 % for the transmission network,  
international interconnections,  
storage and system operation*

## Dividend policy



2021-2023  
**€1.0**/share

2024-2025  
Floor of  
**€0.8**/share

## Financial efficiency 2025



MARGIN

**EBITDA**

**70 %**



RATIO

**FFO/DEBT**

**>15 %**



RATIO

**NET DEBT/  
EBITDA**

**< 5<sub>x</sub>**



MAINTAINING STRONG  
CREDIT RATING

redeia  
Valuing the essentials

---

red eléctrica

reintel

hispasat

redinter

elewit

This document has been produced by Red Eléctrica Corporación, S.A. (hereinafter referred to by its trade name “Redeia”) for the sole purpose expressed herein. It should not in any event be construed as an offer of sale, exchange or acquisition, or as an invitation to make any kind of offer, in particular for the purchase of securities issued by Redeia.

Its content is provisional and purely for information purposes and the statements it contains reflect the intentions, expectations and forecasts of Redeia and its management. The content has not necessarily been verified by independent third parties and is, in any event, subject to negotiation, changes and modifications.

In this respect, neither Redeia nor its directors, executives, staff, consultants or advisors or the companies belonging to Redeia (referred to collectively as its “Representatives”) may be held liable for the accuracy, certainty or integrity of the information or statements included in this document, and no form of explicit or implicit declaration or guarantee on the part of Redeia or its Representatives may be construed from its content. Neither may Redeia or any of its Representatives be held liable in any way (including negligence) for any damage that may arise from the use of this document or any information contained in it.

Furthermore, Redeia does not assume any commitment to publish potential modifications or revisions to the information, data or statements contained in the document in the event of changes in strategy or intention, or any unforeseen events that may affect them.

This disclaimer should be taken into consideration by all the individuals or entities at whom this document is targeted and by those who consider that they have to make decisions or issue opinions related to securities issued by Redeia, especially analysts, notwithstanding the option to consult the public documentation and disclosures notified or registered with the Spanish stock market authority (CNMV), which Redeia recommends all interested parties to do.

In addition to the financial information prepared in accordance with IFRSs, this presentation includes certain Alternative Performance Measures (“APMs”), as defined in the Guidelines on Alternative Performance Measures published by the European Securities and Markets Authority on 5 October 2015 (ESMA/2015/1415es).

These APMs are used for the purpose of contributing to a greater understanding of the financial performance of Redeia, but must only be considered as additional information and, under no circumstances, replace the financial information prepared in accordance with IFRSs. Likewise, the manner in which Redeia defines and calculates these APMs may differ from those of other entities that use similar measures and, therefore, may not be comparable. For further information on these matters, including their definition or the reconciliation between the corresponding management indicators and the consolidated financial information prepared in accordance with IFRSs, please see the information included in this regard in this presentation and the information available on the corporate website (<https://www.redeia.com/es/accionistas-e-inversores/informacion-financiera/medidas-alternativas-rendimiento>).