

**IBERCAJA
BANCO**

**Corporate
Presentation**

December 9th, 2021

DISCLAIMER

This document has been prepared by Ibercaja Banco, S.A. (“Ibercaja Banco”, and together with its subsidiaries, the “Ibercaja Banco Group”). For the purposes of this disclaimer, “Presentation” means this document, its contents or any part of it, any oral presentation, any question and answer session and any written or oral material discussed or distributed to present this document or otherwise in connection with it.

The purpose of this Presentation is not to provide financial advice or offer any kind of financial product or service. Ibercaja Banco is not and will not be responsible if any part of this Presentation is considered to form the basis of an investment decision. This Presentation does not constitute, and may not be relied on in any manner as, legal, tax, investment, accounting, regulatory or any other type of advice on, about or in relation to Ibercaja Banco, nor does it constitute or form part of, and should not be construed as, any offer to sell or issue or invitation to purchase or subscribe for, or any solicitation of any offer to purchase or subscribe for, or otherwise acquire, any securities of Ibercaja Banco, nor shall it or any part of it nor the fact of its distribution form the basis of, or be relied upon in connection with, any contract or investment decision. The information and opinions in this Presentation are not based upon a consideration of any particular investment objectives, financial situation or needs.

The information contained in this Presentation does not purport to be comprehensive and has not been independently verified. None of Ibercaja Banco, its shareholders or any of their respective subsidiaries or affiliates, or any of its directors, officers, employees, advisers or agents accepts any responsibility or liability whatsoever for, or makes any representation or warranty, express or implied, as to, and no reliance should be placed on, the truthfulness, fullness, accuracy or completeness of the information contained in or referred to in this Presentation (or whether any information has been omitted from this Presentation) or any other information relating to the Ibercaja Banco Group, whether written, oral or in a visual or electronic form, and howsoever transmitted or made available, and nor do they accept any responsibility or liability whatsoever for any loss howsoever arising from any use of this Presentation or its contents or otherwise arising in connection therewith. Each of such persons accordingly disclaims all and any liability whatsoever, whether, direct or indirect, express or implied, arising in tort, contract or otherwise, in respect of this Presentation or any such information. This Presentation has not been submitted to the Spanish Securities Market Commission (Comisión Nacional del Mercado de Valores) for its approval or registration.

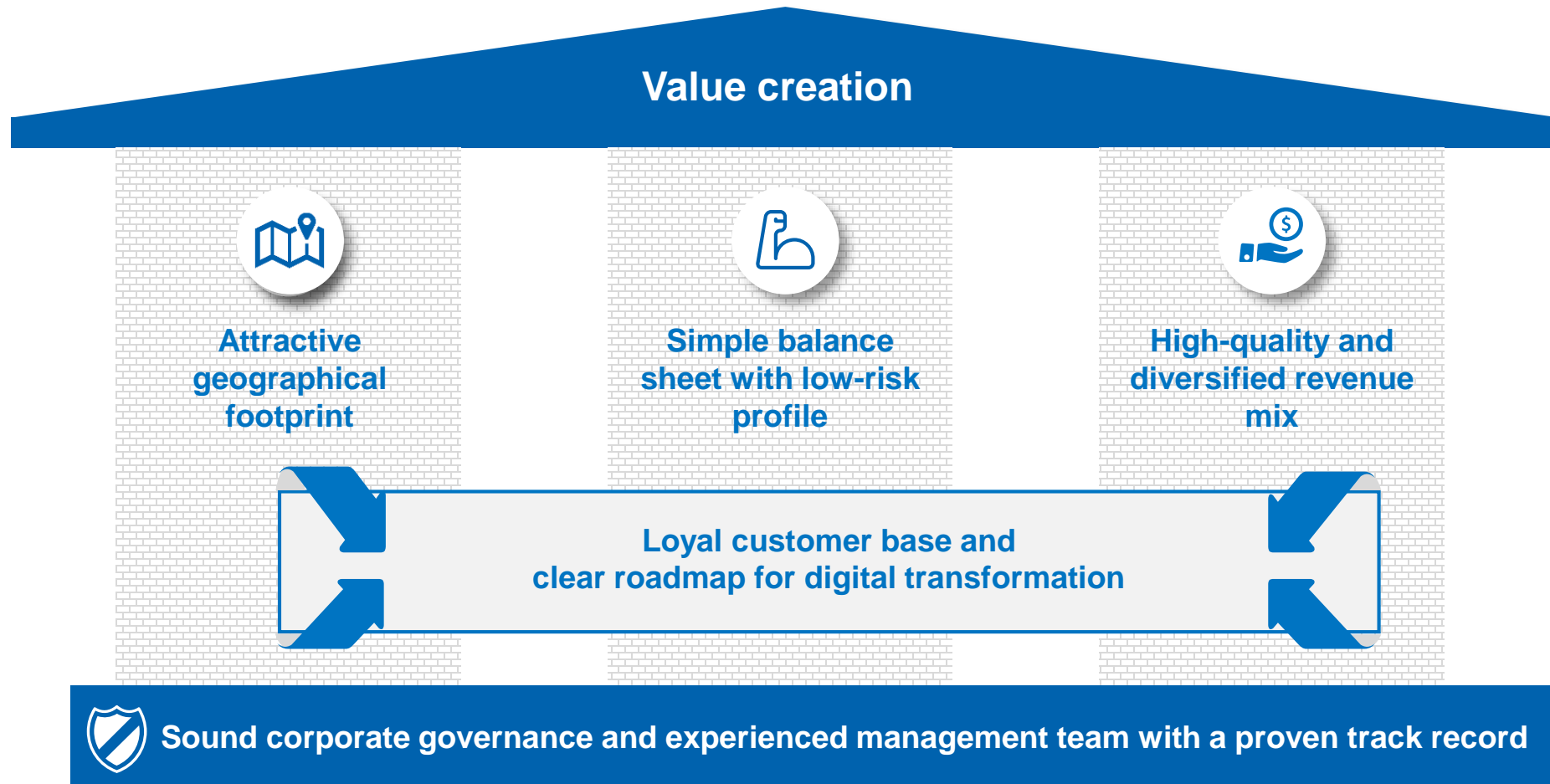
Data, estimates, valuations and forecasts, as well as the rest of the contents of this presentation are published for information purposes only. Neither Ibercaja Banco nor any of its directors, managers or employees are obliged, neither implicitly nor expressly, to ensure that these contents are exact, accurate or complete, to update them or to correct them if they detect any error or omission.

Ibercaja Banco notes that this Presentation may contain forward-looking statements. It should be considered that such forward-looking statements do not guarantee any future results and are only subjective opinions of Ibercaja Banco in relation to the evolution of its business and, as such, there may be different criteria, risks, uncertainties and many other relevant factors that may cause it to evolve very differently. Data relating to past performance or profits cannot be relied upon for future performance or profits.

Without prejudice to applicable legal requirements or any other limitations imposed by Ibercaja Banco, it is expressly prohibited to use this Presentation and the distinctive signs or symbols contained therein, including any sort of copy, distribution, transfer to third parties, public communication or transformation, through any mean or medium whatsoever, without prior and express authorization of its respective owners. Breach of this prohibition may constitute an infringement of current laws and may be sanctioned.

In addition to the financial information prepared under International Financial Reporting Standards (“IFRS”), this Presentation contains certain alternative performance measures (“APMs”) as defined in the Guidelines on Alternative Performance Measures issued by the European Securities and Markets Authority on 5 October 2015 (ESMA/2015/1415). APMs are performance measures that have been calculated using the financial information from the Ibercaja Banco Group but that are not defined or detailed in the applicable financial information framework and therefore they have neither been audited nor are capable of being completely audited. These APMs are being used to allow for a better understanding of the financial performance of the Ibercaja Banco Group but should be considered only as additional information and in no case as a replacement of the financial information prepared under IFRS. Moreover, the way the Ibercaja Banco Group defines and calculates these APMs may differ to the way these are calculated by other companies that use similar measures, and therefore they may not be comparable.

A differentiated and resilient business model



Attractive geographical footprint

8 p.p

Ibercaja's regions
GDP above
national average

c.26%

Market share in
Home Markets⁴
in terms of loans
and deposits

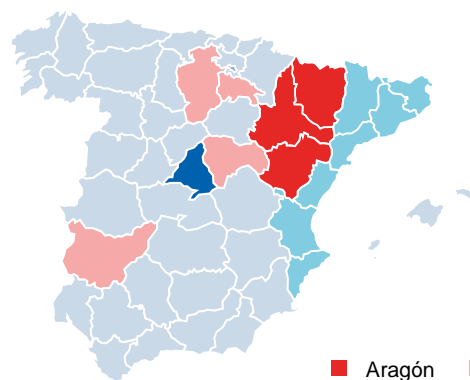
c.29%

Retail business
volume³ from
Growth Markets

Unique geographical mix with a combination of solid leadership in Home Markets¹ and growth potential in key economic regions in Spain

- ▶ **Ibercaja is mainly based in the northeast of Spain, which is the wealthiest area in the country.** As a result, GDP per capita in Ibercaja's regions stands 8 p.p. above Spanish average²
- ▶ **Ibercaja's Home Markets¹ account for 61.7% of retail business volume³:** Ibercaja benefits from a strong regional leadership in these regions, with a 26.4% market share⁴ in terms of loans and deposits (which provide **stable and cheap funding**)
 - ▶ Undisputable leadership in **Aragón** with a **36.7% market share⁴** in terms of loans and deposits, which represents **44.1% of retail business volume³**
- ▶ **Long-established presence in Growth Markets⁵ which account for 29.3% of retail business volume³**
 - ▶ **Madrid** is the **second most important market** for Ibercaja
 - ▶ Since 2018, **retail business volume³** in Growth Markets has increased by **11.8% or €3.0bn**

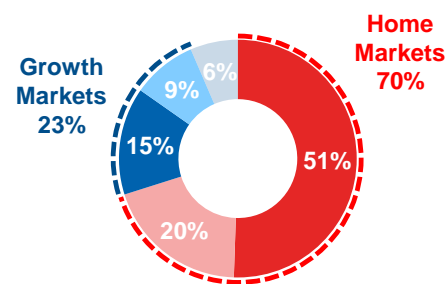
Ibercaja's main markets



■ Aragón ■ Rest of Home Markets ■ Madrid ■ Mediterranean Basin ■ Rest of Spain

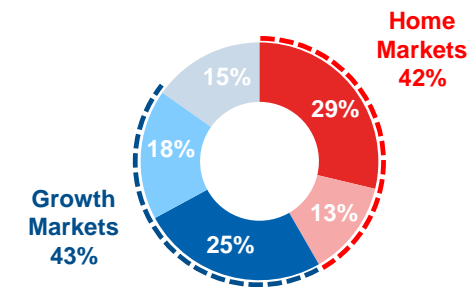
Retail customer funds⁶

% – September 2021



Performing loans excluding REPOs

% – September 2021



Source: Company information as of September 30, 2021; ¹ Autonomous regions or provinces that were originally serviced by the Ibercaja Savings Bank, namely, Aragón, La Rioja and Guadalajara, together with, as result of the integration of Banco Caja3, Burgos and Badajoz; ² Regional GDP weighted by retail business volume in all Ibercaja regions as of September 30, 2021. Source: INE, GDP per capita 2018 (latest available data); ³ Performing loans excluding reverse repurchase agreements plus retail customer funds; ⁴ Source: Bank of Spain as of June 2021 (latest available data); ⁵ Growth Markets refer to the autonomous regions or provinces where we expanded our business starting in 1989, namely, Madrid and the Mediterranean basin (Catalonia and Valencian Community); ⁶ Sum of retail deposits and asset management and life savings insurance funds



Simple balance sheet with low-risk profile

Ibercaja is a 100% retail-focused bank with a simple balance sheet and low-risk profile

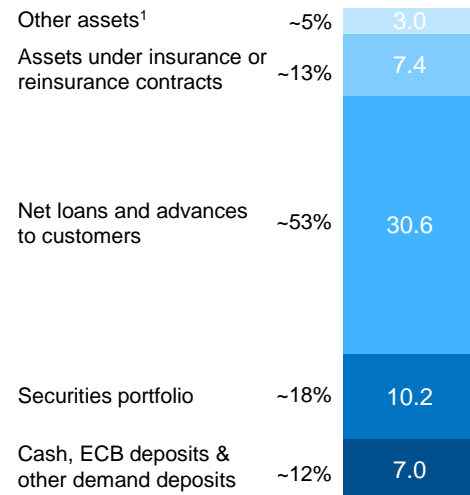
- ▶ **Specialist in residential mortgages**, which represent **63%** of performing loans ex REPOs, with one of the highest quality mortgage portfolios in the sector
- ▶ **Growing focus on loans to non-real estate activities**, mostly SMEs, which account for **23%** of performing loans ex REPOs
- ▶ **Stable and balanced funding**, with LTD ratio of **80%**



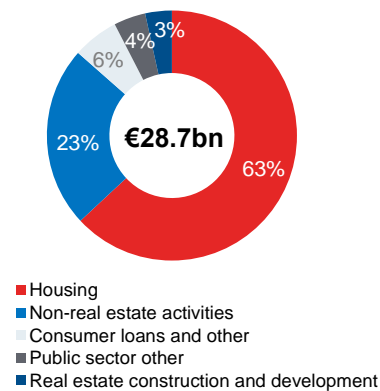
Balance sheet

%, €bn - September 2021

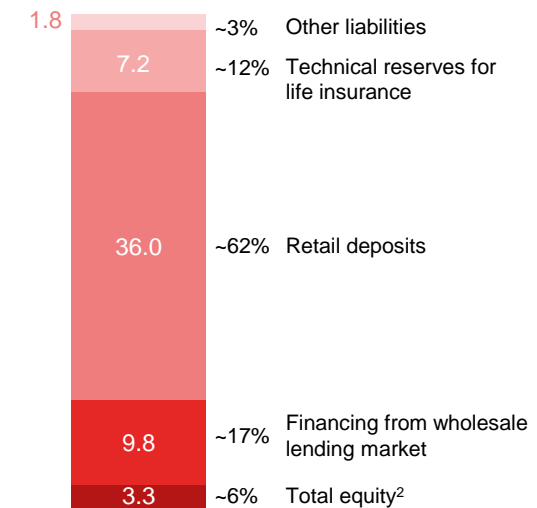
Assets: €58.2bn



Performing loans excluding reverse repurchase agreements



Liabilities and equity: €58.2bn



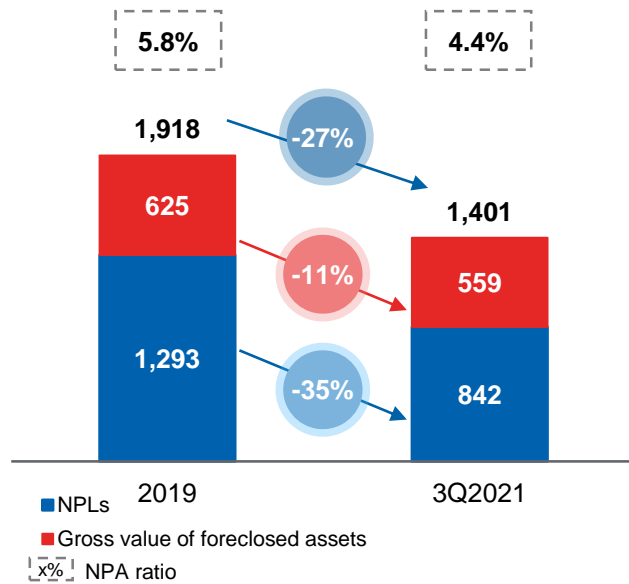
Source: Company information as of September 30, 2021; ¹ Inventories is the main component of the caption "other assets" and records non-financial assets that are held for sale in the ordinary course of business, currently under production, building or development for this purpose or are planned to be consumed in the production process or in the provision of services; ² Includes AT1 issuance amounting to €350mn



Significant NPA reduction despite the pandemic

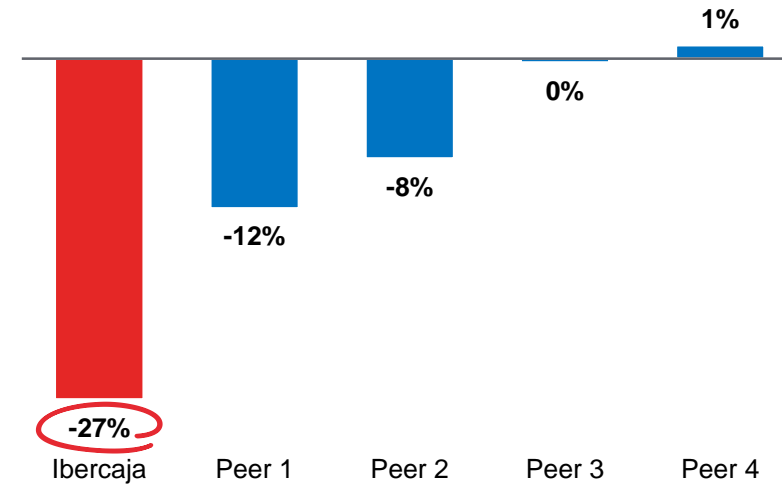
NPAs

€mm



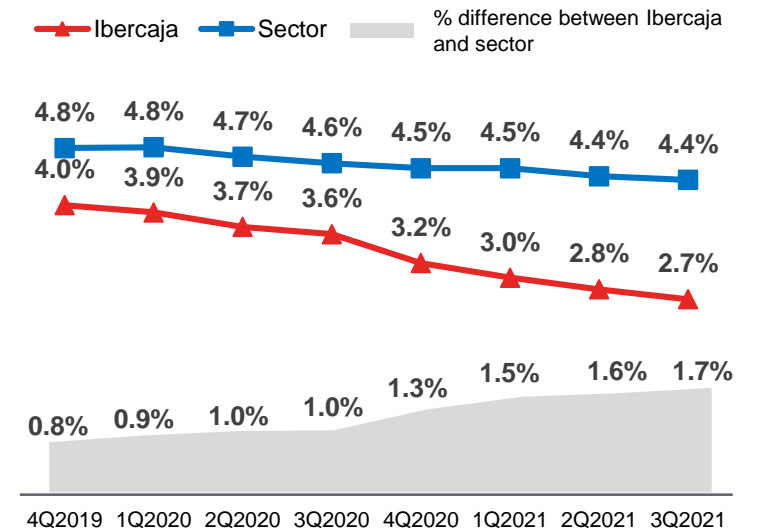
Change of NPAs since 2019¹

%



NPL ratio²

%



Total stock of NPAs has fallen by 27% since 2019 (-€517mm), the sharpest decrease amongst peers, with NPA ratio falling 136bps to 4.4%

► **NPLs have dropped by 35% vs. 2019 (-€451mm). NPL ratio has fallen c.127bps to reach 2.7% and Ibercaja has increased the gap vs. sector to 165bps compared to 82bps as of December 2019**

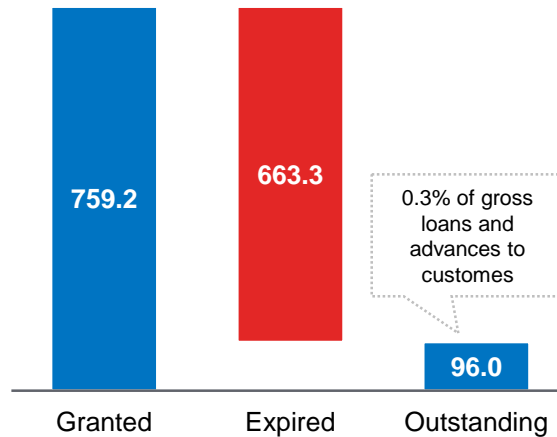
Source: Company information as of September 30, 2021; ¹ Peers' publicly available information as of September 30, 2021. Peers include: Bankinter, CaixaBank, Sabadell and Unicaja. Change of NPAs for Unicaja pro-forma in 2019 calculated as the sum of NPAs of Unicaja and Liberbank; ² Source: Bank of Spain



Lower risk profile than peers

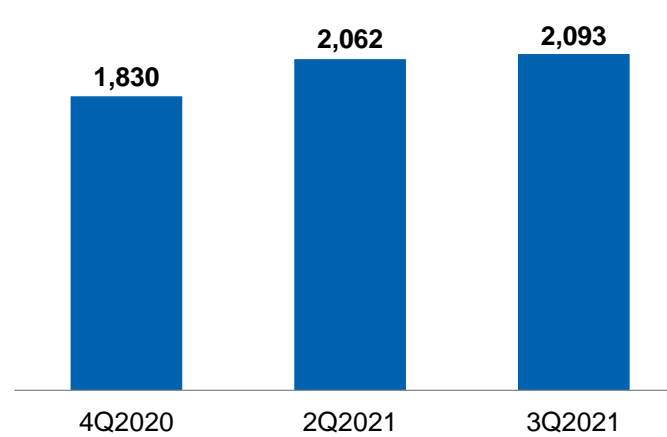
Moratoria granted vs. outstanding

€mm – September 2021



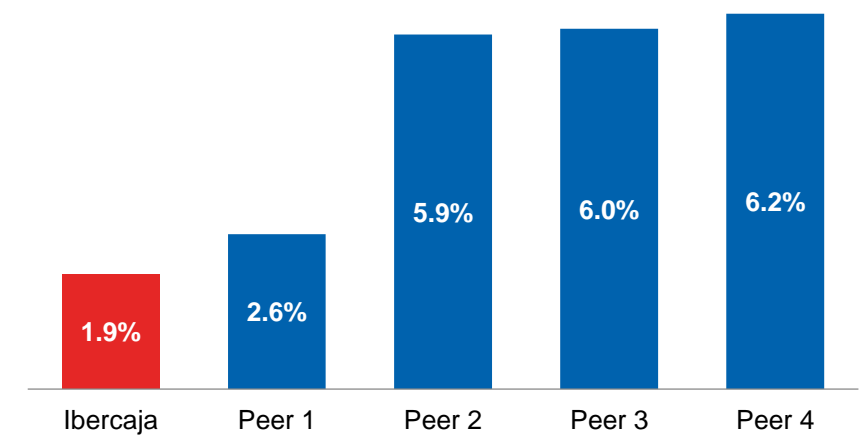
Accumulated evolution of granted ICO lending

€mm



Loans to sectors most affected by the covid-19 pandemic¹

% gross loans - Transparency exercise – transport, hospitality², leisure³



Outstanding moratoria amounted to €96mm as of September 2021, representing 0.3% of gross loans and advances to customers

- ▶ **87.4% of granted moratoria** expired as of September 2021 with no significant impact in asset quality: **only 3.5% of expired moratoria has been classified as NPLs**

As of September 2021, Ibercaja has granted €2,093mm in loans with ICO guarantee

- ▶ **Guaranteed ICO financing outstanding (€1,661mm) represented 20% of total loans to business as of September 2021**

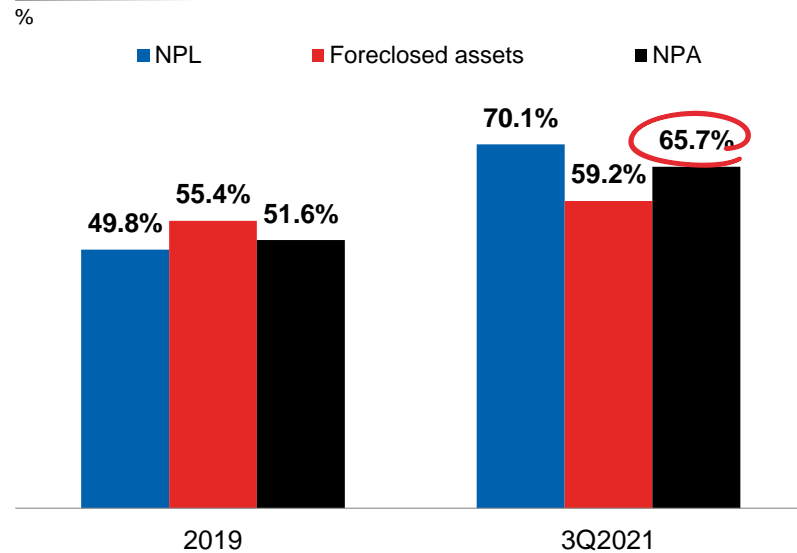
Ibercaja has the lowest exposure to economic sectors most affected by the pandemic

Source: Company information as of September 30, 2021; ¹ Source: EBA Transparency Exercise as of June 30, 2020 for peers and Ibercja as of September 30, 2021. Peers include: Bankinter, CaixaBank, Sabadell and Unicaja; ² Hospitality refers to accommodation and food service activities and art; ³ Leisure refers to entertainment and recreation

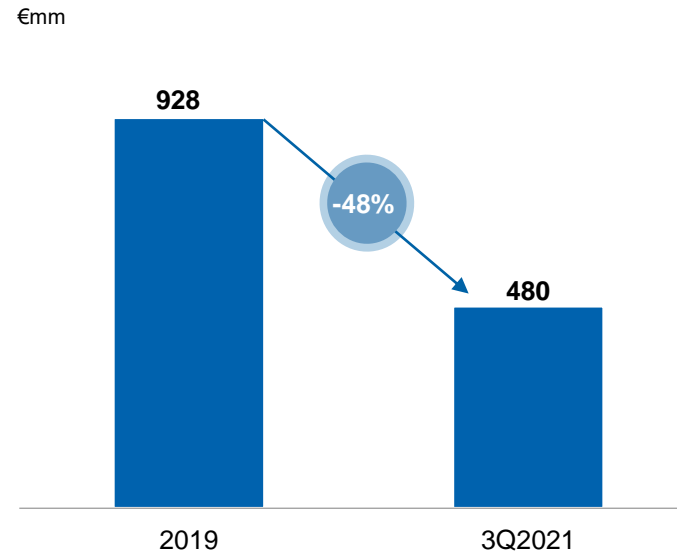


One of the lowest net NPA exposures in the Spanish financial system

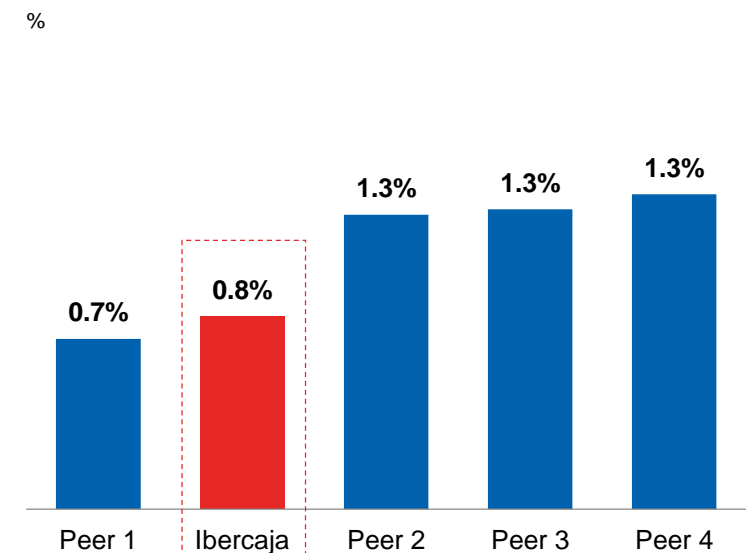
Coverage ratios



Net NPAs



Net NPAs % Total Assets¹



NPA coverage ratio stands at 65.7%, close to 14 p.p. above 2019 levels

► **NPL coverage ratio has improved 20 p.p. since 2019 and stands at 70.1%**

As a result of gross NPA reduction and the provisioning effort, net NPAs have fallen €448mm or 48% since 2019 and represent just 0.8% of total assets as of September 2021

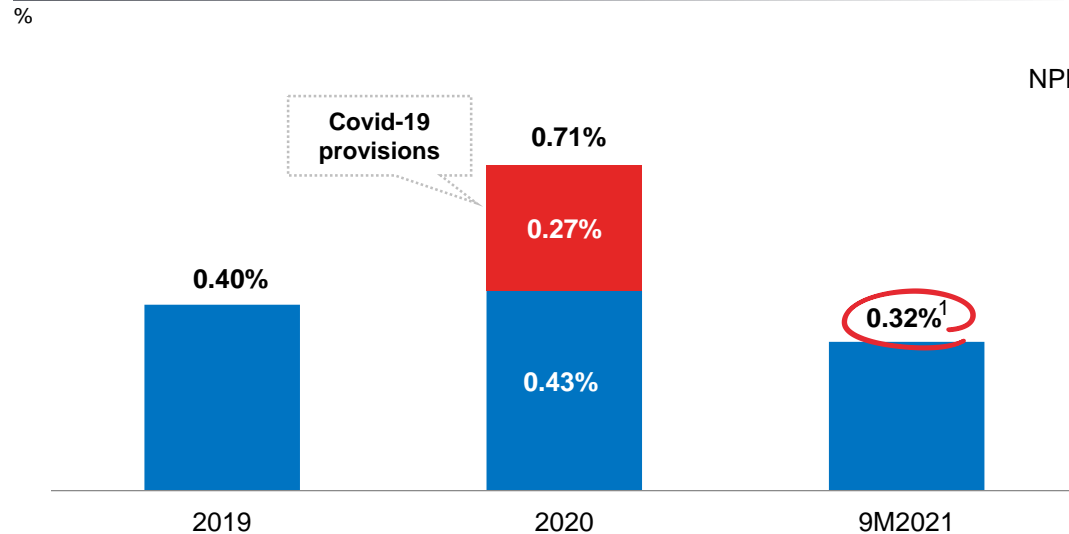
Ibercaja has one of the lowest net NPA exposures as percentage of total assets in the Spanish financial system

Source: Company information as of September 30, 2021; ¹ Peers' publicly available information as of September 30, 2021. Peers include: Bankinter, CaixaBank, Sabadell and Unicaja



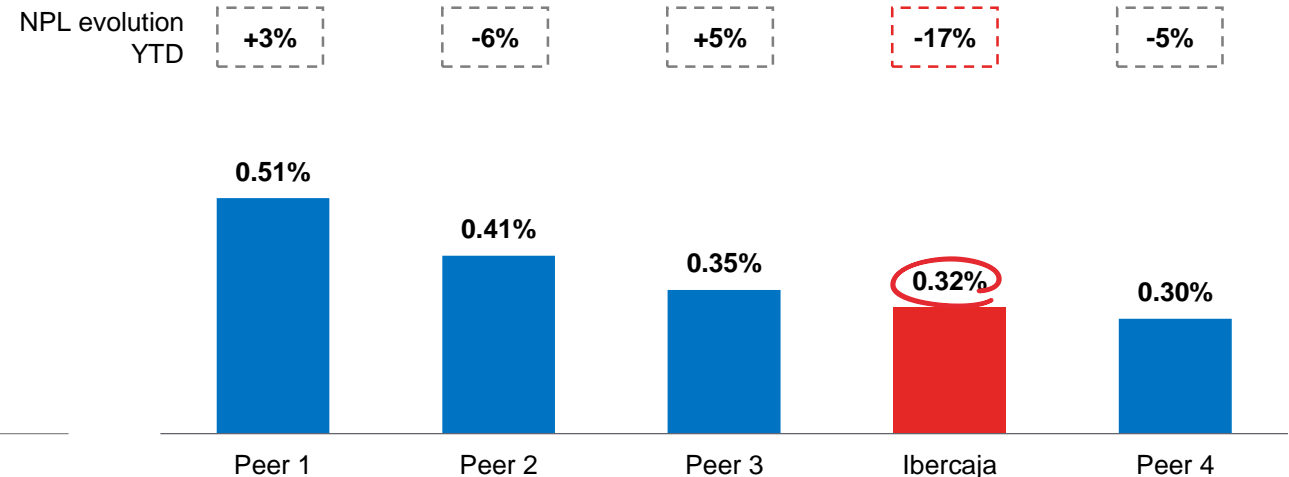
Cost of risk returning to normalised levels after covid-19 effort

Cost of risk evolution



Cost of risk of Spanish peers²

% - September 2021



Ibercaja's cost of risk has started to normalize after conclusion of extraordinary covid-19 provisioning exercise carried out in 2020

- **Cost of risk in September 2021 stood at 0.32%¹**, decreasing 8bps since 2019. Ibercaja has achieved the biggest reduction in NPLs among peers as of September 2021, while posting one of the lowest reported costs of risk

As of September 2021, Ibercaja maintains an unused post-model adjustment of €52mm

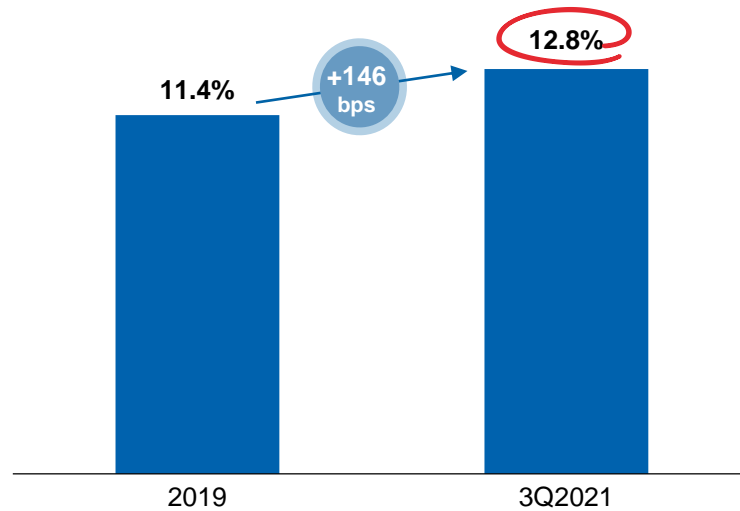
Source: Company information as of September 30, 2021; ¹ Considers annualized September 30, 2021 provisions and impairment associated with credit risk and foreclosed assets (€78.0mm/3*4 = €104mm) divided by the average exposure for the last four quarters (gross loans and advances to customers and gross value of foreclosed assets, €32,202mm); ² Peers' publicly available information as of September 30, 2021. Peers include: Bankinter, CaixaBank, Sabadell and Unicaja. As reported by each institution



Sound capital ratios based on standard models for RWA calculation

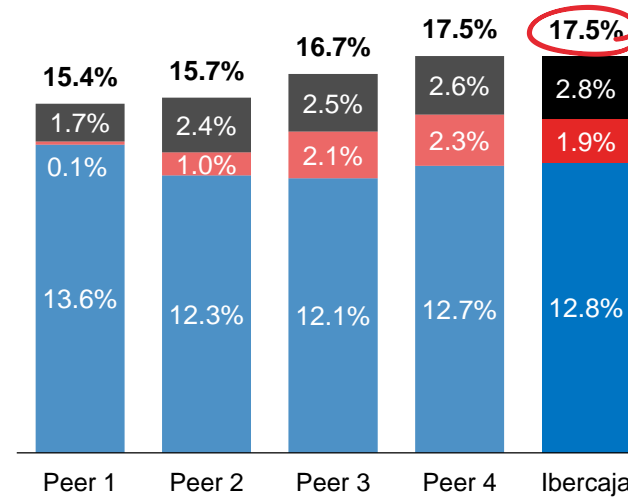
CET1 ratio (fully-loaded)

%



Total capital ratio (fully-loaded) benchmark¹

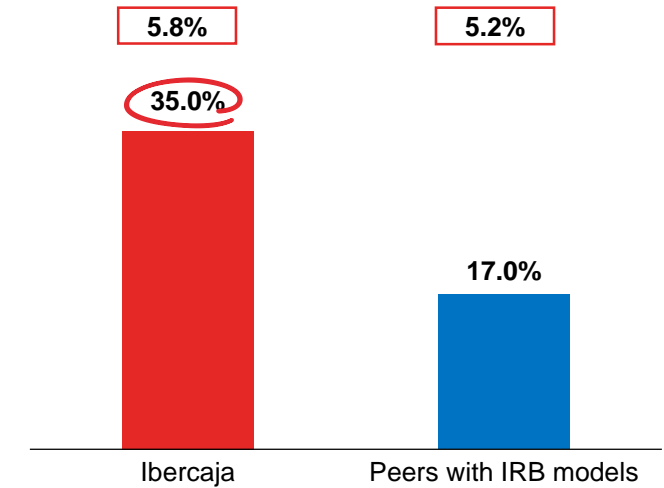
% - September 2021 ■ CET1 ■ AT1 ■ T2



RWAs / Exposure for residential mortgages²

% - September 2021

xx% Leverage ratio (fully-loaded)



CET1 ratio (fully-loaded) has increased 146bps to 12.8% since 2019, with total capital ratio (fully-loaded) standing at 17.5%

Ibercaja has the highest total capital ratio (fully-loaded) among peers

Ibercaja targets the approval of IRB models by the ECB in the medium term

Source: Company information as of September 30, 2021; ¹ Peers' publicly available information as of September 30, 2021. Peers include: Bankinter, CaixaBank, Sabadell and Unicaja; ² Source: EBA Transparency Exercise as of June 30, 2020. Peers with IRB models include Bankinter, CaixaBank and Sabadell. RWAs include total RWAs exposed to residential mortgages



High-quality and diversified revenue mix

100%

Owned by Ibercaja

€32.2bn

Asset management and life savings insurance funds

42%

AuM & Bancassurance % recurring revenues

Ibercaja's Financial Group was established in late 1980 and is comprised of a group of subsidiaries specialized in the management of mutual funds, pension plans, insurance and leasing-renting businesses

Ibercaja Banco

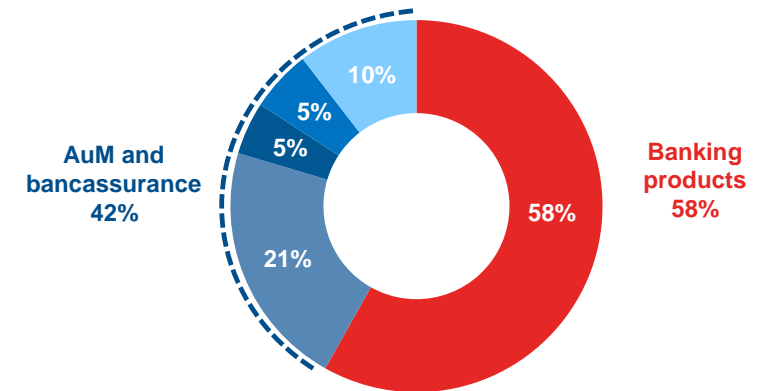
(100% owned)

| | | | | |
|---------------------------|--------------------------------|--------------------------------|--------------------------------|---|
| Ibercaja Gestión | Mutual funds management | €17.7bn AuM ¹ | 5.8% market share ¹ | 6 |
| Ibercaja Pensión | Pension funds management | €7.4bn AuM ¹ | 6.0% market share ¹ | 4 |
| Ibercaja Vida | Life risk insurance | €6.8bn Tech. Res. ² | 3.5% market share ¹ | 7 |
| Ibercaja Leasing | Leasing & Renting | €0.5bn Portfolio ³ | 2.8% market share ¹ | 8 |
| Ibercaja Mediación | Non-life risk insurance broker | €0.3bn Annual Premiums | Alliance with CASER | |

Breakdown of recurring revenues by product

% - September 2021

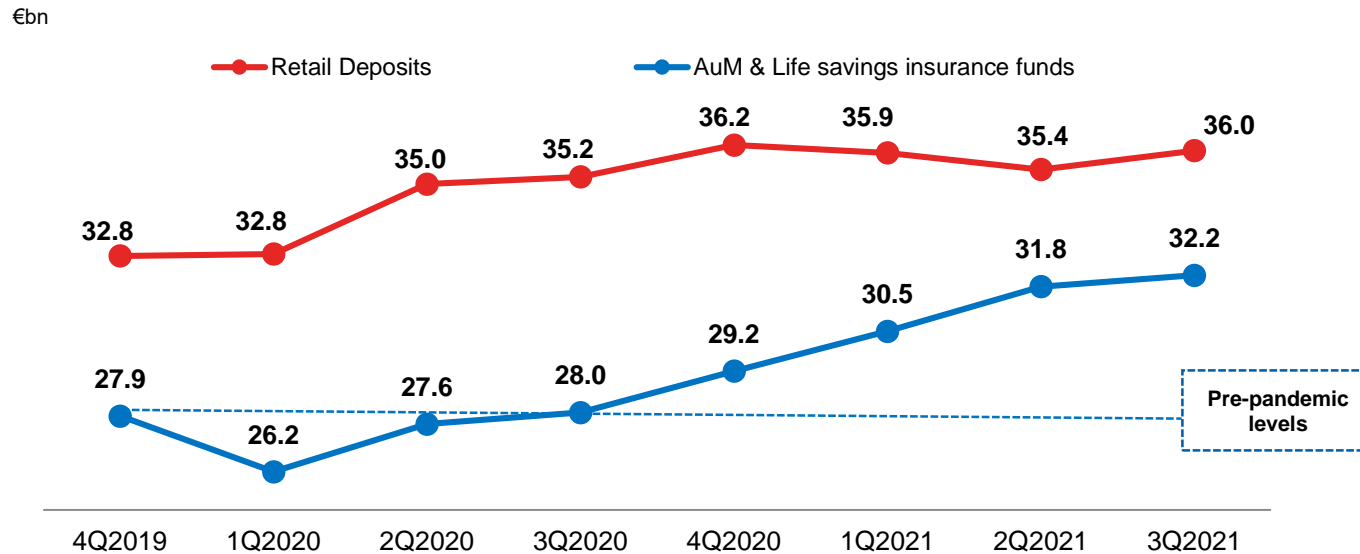
■ Mutual funds ■ Pension funds
■ Life savings insurance products ■ Risk insurance



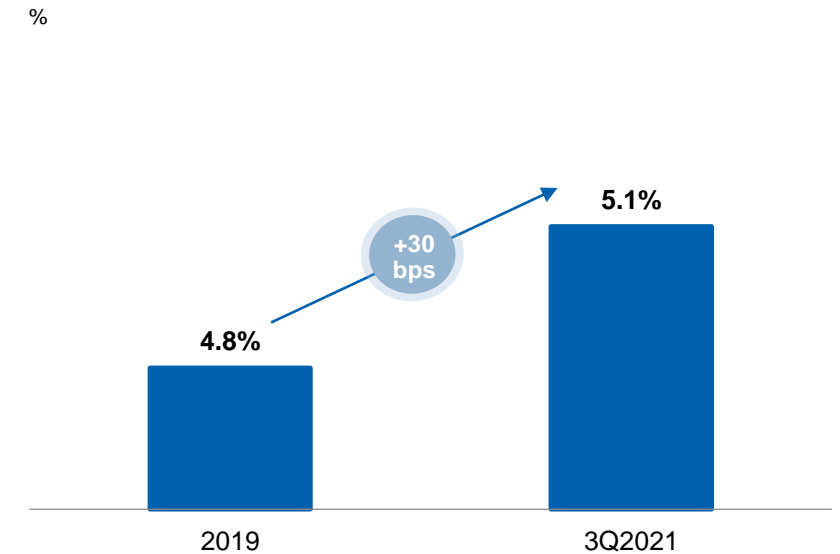


Strong momentum in assets under management since 2019...

Retail customer funds evolution



Market share in asset management and life savings insurance funds¹



Strong momentum in asset management and life savings insurance funds which have grown €4.3bn or 15.5% since 2019

- ▶ The evolution during the pandemic was very resilient and **Ibercaja was able to recover its 2019 levels in less than 6 months in terms of asset management and life savings insurance funds**
- ▶ **Market share in asset management and life savings insurance funds has increased by 30bps since 2019, reaching 5.1% in September 2021**

Source: Company information as of September 30, 2021; ¹ Source: Inverco and ICEA as of September 30, 2021



... and drivers for further growth in assets under management and risk insurance remain in place

1

Negative interest rates

0% interest rate for new time deposits and start charging negative interest on sizeable deposits from large corporates and public companies

2

Increase in customer savings due to the pandemic

Ibercaja retail deposits stand 10% or €3.2bn above 2019 levels

3

Underpenetration of AuM and risk insurance in Spain

Financial assets in Spain represent just 201% of GDP vs. average 255% for EU countries¹ and UK

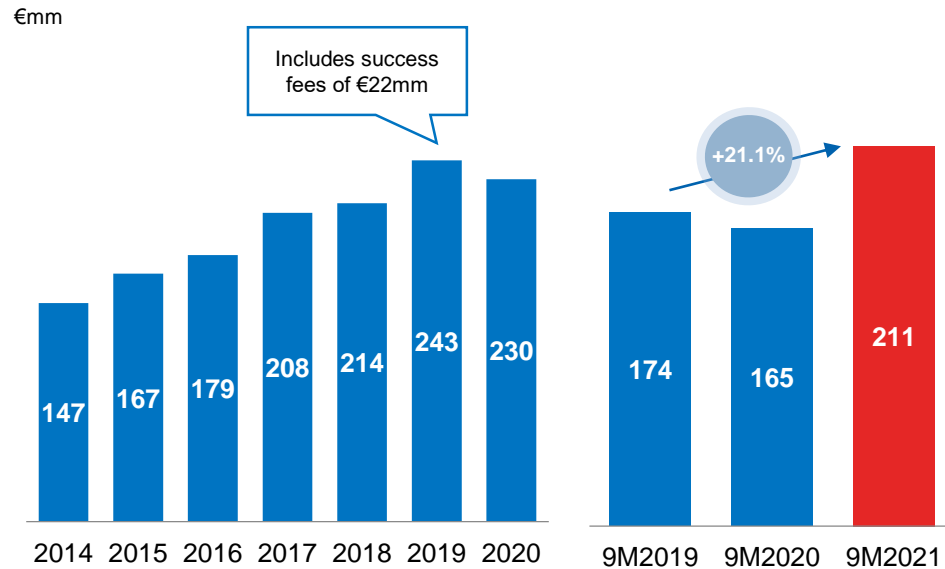
15.5%

Growth in asset management and life savings insurance funds since 2019

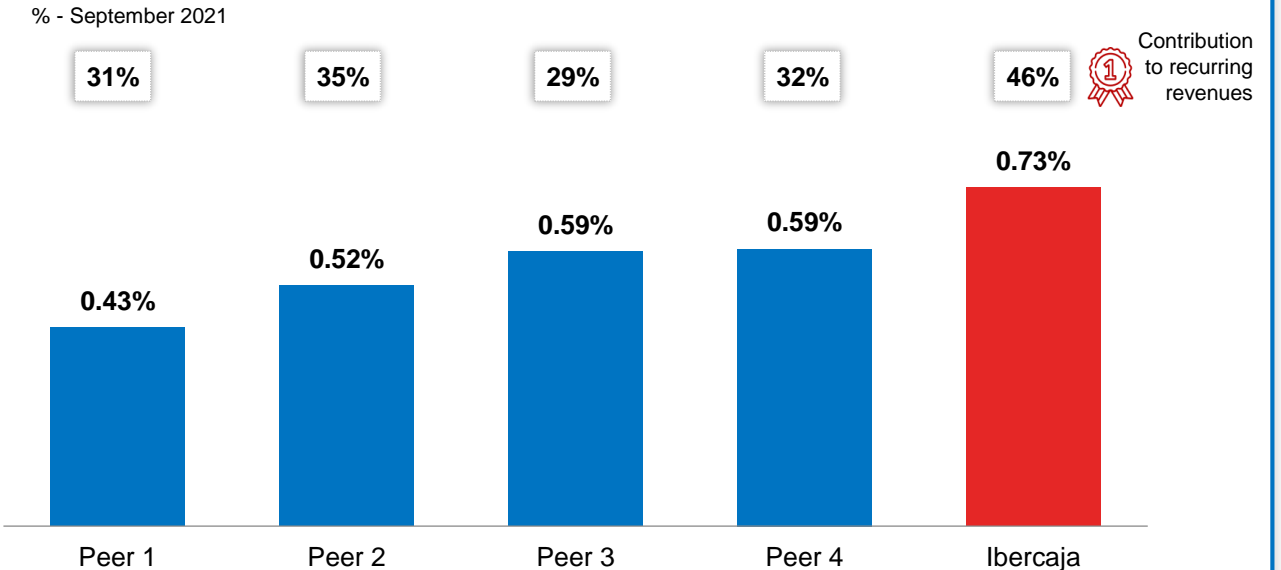


Structural growth in non-banking commissions

Non-banking commissions



Net fee income and exchange differences over average total assets¹



Ibercaja's non-banking commissions have grown by 7.7% per year since 2014, contributing to offset the fall in net interest income

In September 2021, non-banking fees exceeded by 21.1% those registered in September 2019

As a result of this trend, Ibercaja's fees generation capacity is clearly higher than other regional / mortgage-oriented banks and the contribution of non-banking commissions to average total assets is the largest among peers

Source: Company information as of September 30, 2021; ¹ Peers' publicly available information as of September 30, 2021. Peers include: Bankinter, CaixaBank, Sabadell and Unicaja



Loyal customer base and clear roadmap for digital transformation

20
years
average
customer
tenure

6.9
Average
products /
services per
customer

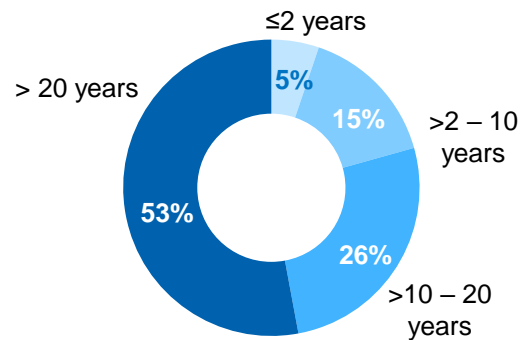
2nd
global
customer
satisfaction¹

Ibercaja has developed a strong commercial model, recognized and awarded by a number of institutions, that provides best-in-class customer service levels. This customer-focused strategy has resulted in an average customer tenure of 20 years, with high cross-selling ratios reaching 6.9 products/services per customer on average



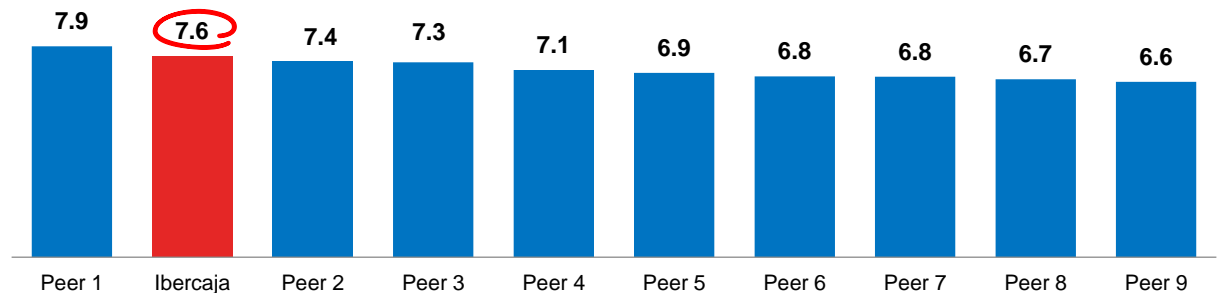
Customer tenure

Years, info for individual customers – September 2021



Global customer satisfaction¹

September 2021



Source: Company information as of September 30, 2021; ¹ Data as of September 30, 2021. The survey is named "Benchmarking Customer Satisfaction in the financial sector." This question is asked at the end of the survey when the respondents have been asked about all the questions: Taking into account all the above, value your Global Satisfaction as a customer of (Entity) from 0 to 10. Other domestic banks include: Abanca, Bankinter, BBVA, CaixaBank, Kutxabank, Liberbank, Sabadell, Santander and Unicaja



Loyal customer base and clear roadmap for digital transformation

57%

Growth in digital customers¹ since 2016

c.75%

Customers' transactions are digital

1st

Spanish banks Apps Ranking

Objective



The objective of our digital transformation is to bring Ibercaja's DNA (closeness, excellent service levels, tailor-made advisory solutions...) to the digital world through an omnichannel model

Our principles



Customer focus. Technology is at the service of our customer needs

Corporate focus and alignment. Shared vision embedded in our corporate strategy

Efficacy and agility. Being agile and learning fast is key

Strategic alliances. Focus on our core skills and promote alliances for others

Key catalyst and recent milestones



Ibercaja signed a strategic alliance with Microsoft in 2016. This alliance acted as a **catalyst** for the digital transformation of Ibercaja

Complete transformation of all digital channels of relationship with and sale to customers (APP, Digital Banking, Ibercaja Pay (wallet), Contact Centre, ATMs and Public Web)

New technological capabilities to increase the efficiency and commercial productivity of our branch managers (mobility, Commercial Systematics, business intelligence, remote sales capabilities and customer service)

Our App ranks first among other domestic banks in Play Store (4.8 stars) and Apple Store (4.5 stars)²



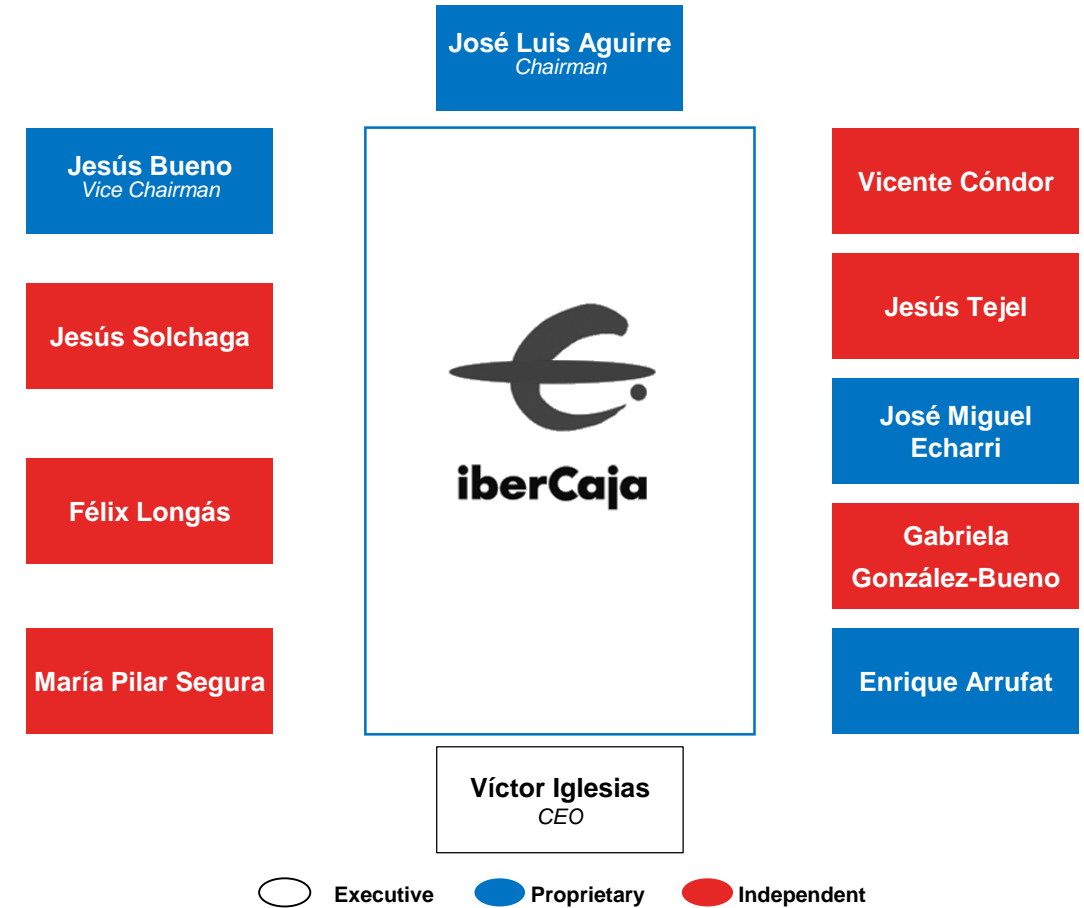
Sound corporate governance and experienced management team

Sound corporate governance, already complying with the main recommendations of the Spanish Corporate Governance Code

- ✓ Separation between executive CEO and non-executive chairman roles
- ✓ Board composed of 55% independent directors
- ✓ All board committees¹ chaired by an independent director

WE HAVE A CLEAR GOVERNANCE STRUCTURE

Ibercaja Board of Directors



Source: Company information as of September 30, 2021; ¹ Audit and compliance, appointments, compensation and large risks and solvency committees



Sound corporate governance and experienced management team

76%
NPAs
reduction
since 2014

+740
bps
Total FL
Capital Ratio
since 2014

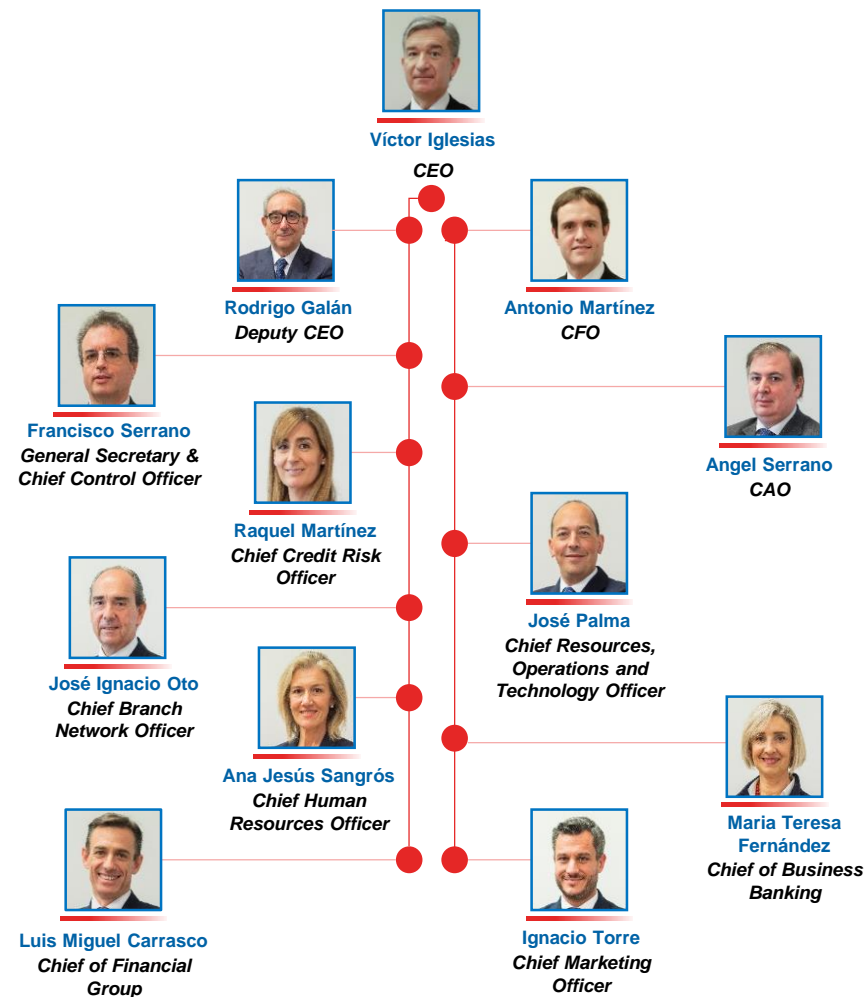
+46%
Retail business
volume per
employee
since 2014

Experienced and aligned management team that is transforming Ibercaja

- ✓ Completed Caja3 integration and paid back €407mm of Caja3 CoCos with organically generated capital
- ✓ Active and disciplined strengthening of the balance sheet with no dilution to its shareholders
- ✓ One of the first regional banks in Europe to have completed its hybrid capital buckets
- ✓ Reducing the cost base of Ibercaja (-17% since 2014), while boosting its commercial franchise thanks to digital transformation

WE HAVE A COHESIVE MANAGEMENT TEAM

WE ARE FULLY ALLIGNED TO CREATE VALUE FOR OUR SHAREHOLDERS





Ibercaja has a clear commitment to sustainability

HELPING PEOPLE TO BUILD THEIR LIFE STORY, BECAUSE THEIR STORY WILL BECOME OURS

Corporate culture

Sustainability is intrinsically tied to our origins and our **145 years of history** (Former Savings Bank) **High involvement** of our management team, with a **Sustainability Committee** chaired by our CEO and a **Sustainability Policy** approved by the Board of Directors.



Strong linkage with our regions

The current shareholders of Ibercaja are Foundations whose social commitment **reinforces the positioning of the Bank**

In 2020, the **Ibercaja Banking Foundation**:

- ▶ **Devoted €12.5mm to welfare programmes** covering education, cultural and social actions
- ▶ **0.9mm people benefited** from Fundación Bancaria Ibercaja welfare programs

Recent milestones and commitments

Founding member of **Net-Zero Banking Alliance**, aligned with the **Sustainable Development Goals**, enrolled in the **UN Responsible Banking Principles**, adherence to **TCFD recommendations**

Sustainable investments (mutual funds & pension plans) reach **€1.9bn** (+116% versus 2020)

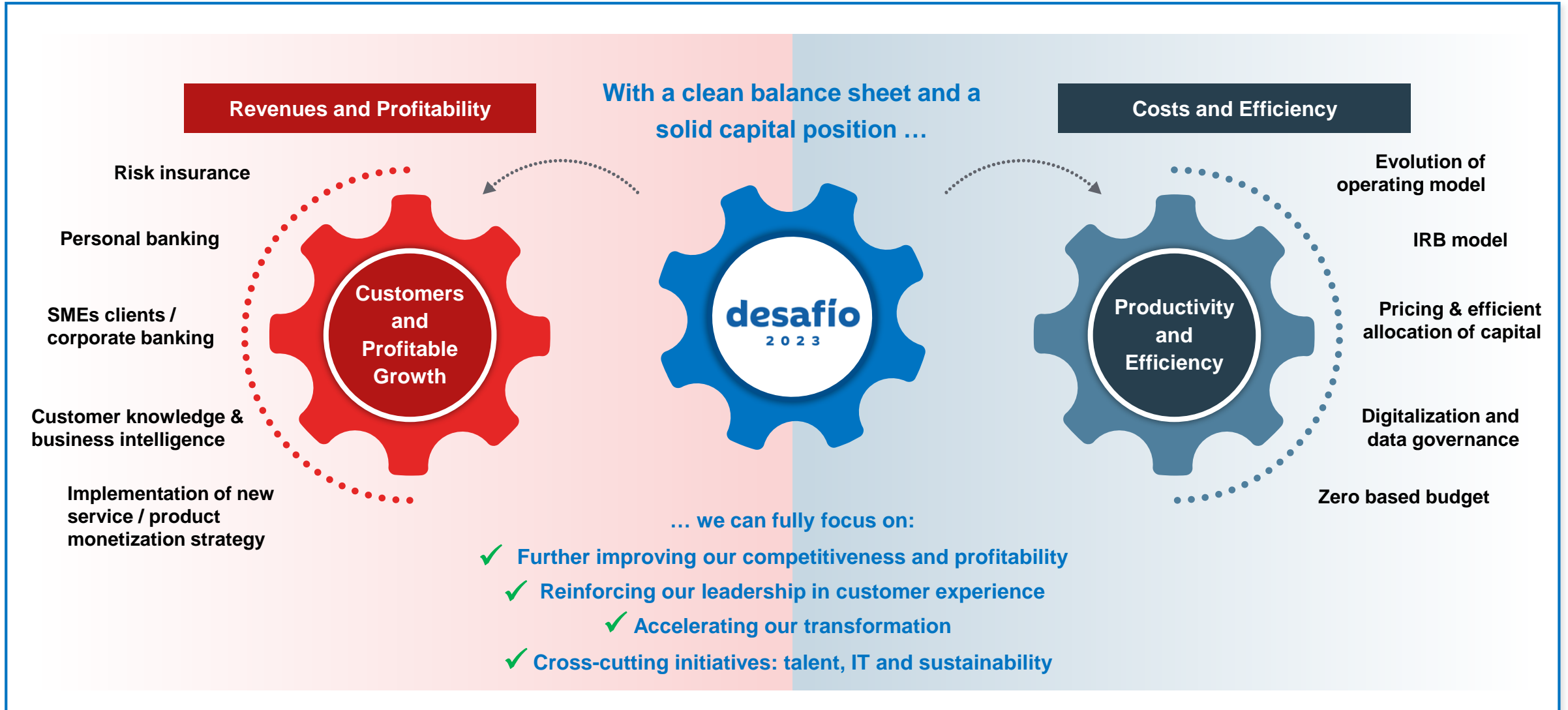
Since 2016 **Ibercaja has reduced its emissions (scope 1, 2 and partially 3) by 88%. All direct emissions have been offset (scope 1)**

40% of our management positions are expected to be held by women by 2023





Desafío 2023: focus on improving our recurrent profitability

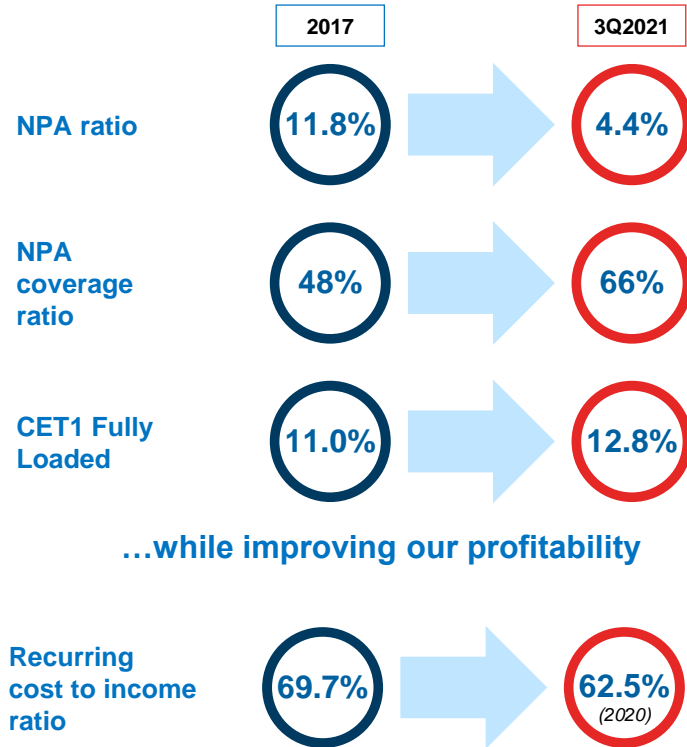




Value creation roadmap: Successful Plan +2020 is a perfect starting point for Plan Desafio 2023

Plan +2020

Our focus was to reinforce our Balance Sheet...



...while improving our profitability

VALUE CREATION

Plan Desafio 2023

Plan Desafio 2023 is focused on improving our recurring profitability

- 1 Operating costs reduction— 2021-2022 Redundancy Plan
- 2 Increase of fee income driven by non-banking commissions
- 3 Stabilization of cost of risk
- 4 Gradual recovery of net interest income towards pre-covid levels



Medium-term targets

Profitability

c.9%

ROTE



Asset Quality

c.4%

NPA Ratio

Solvency

12.5%

CET1 Fully Loaded



Remuneration
to Shareholders

50%

Payout



